



PREMCO GLOBAL LIMITED

38th ANNUAL REPORT

2021-2022



PREMCO GLOBAL LIMITED
CIN: L18100MH1986PLC040911

BOARD OF DIRECTORS

MR. ASHOK B. HARJANI
CHAIRMAN & MANAGING DIRECTOR

MR. LOKESH P. HARJANI
WHOLE TIME DIRECTOR

MRS. NISHA P. HARJANI
CHIEF FINANCIAL OFFICER & DIRECTOR

MRS. SONIA A. HARJANI
DIRECTOR

MS. SONU A. CHOWDHRY
INDEPENDENT DIRECTOR

MR. RAJESH M. MAHTANI
INDEPENDENT DIRECTOR

MR. LALIT D. ADVANI
INDEPENDENT DIRECTOR

MR. PREM I. GIDWANI
INDEPENDENT DIRECTOR

KEY MANAGERIAL PERSONNEL

MR. R. C. PANWAR
CHIEF EXECUTIVE OFFICER

MR. GAURISH TAWTE
COMPANY SECRETARY & COMPLIANCE OFFICER

Plot No. -41, Diwan & Sons Industrial
Estate, Aliyali Village, Dist.Thane,
Palghar, Maharashtra-401 404

8, Marol Udyog Premises, Steelmade
Industrial Estate, Marol-Maroshi Road,
Andheri (E) Mumbai Maharashtra- 400 059

STATUTORY AUDITOR
SANJAY RAJA JAIN & CO.

SECRETARIAL AUDITOR
SANJAY DHOLAKIA & ASSOCIATES

REGISTRAR & TRANSFER AGENT
Big Share Services Private Limited
Office No S6-2, 6th Floor, Pinnacle Business Park
Next to Ahura Centre, Mahakali Caves Road,
Andheri (East) Mumbai – 400093
Tel.No.091-022-62638200
Fax No.091-022-62638299

BANKERS
HDFC BANK LIMITED
STATE BANK OF INDIA

REGISTERED OFFICE
Urmi Estate, Tower-A, 11th floor,95 Ganpatrao Kadam marg,
Lower Parel (W) Mumbai 400013
Telephone No.: 022 – 61050 5000
Email - admin@premcoglobal.com

FOREIGN SUBSIDIARY
PREMCO GLOBAL VIETNAM COMPANY LIMITED
LOT NO 18, ROAD NO 7, TAN DUC INDUSTRIAL PARK,
DUC HOA HA, DUC HOA DISTRICT,
LONG AN PROVINCE. VIETNAM
TEL NO: +84 123 952 8344/+84 986493991

PLANT LOCATIONS

Plot No. -202/2, Old Check post,
Dadra & Nagar Haveli,
Union Territory -D&NH-396 230

C/O. Akay Filtips Pvt.Ltd.
Plot No.- 2/23/24, GIDC, Silvassa Road
Near Nathani Paper Mills, Vapi-396 195

CONTENTS

	PAGE NO.
BOARD OF DIRECTORS & KEY MANAGERIAL PERSONNEL	1
NOTICE	2
DIRECTORS REPORT	12
CORPORATE GOVERNANCE REPORT	35
INDEPENDENT AUDITORS REPORT ON CONSOLIDATED FINANCIAL STATEMENT	46
CONSOLIDATED BALANCE SHEET	50
CONSOLIDATED STATEMENT OF PROFIT AND LOSS	51
CONSOLIDATED CASH FLOW STATEMENT	52
CONSOLIDATED STATEMENT OF CHANGES IN EQUITY	53
CONSOLIDATED NOTES TO FINANCIAL STATEMENT	54
INDEPENDENT AUDITORS REPORT ON STANDALONE FINANCIAL STATEMENT	103
STANDALONE BALANCE SHEET	110
STANDALONE STATEMENT OF PROFIT AND LOSS	111
STANDALONE CASH FLOW STATEMENT	112
STANDALONE STATEMENT OF CHANGES IN EQUITY	113
STANDALONE NOTES TO FINANCIAL STATEMENT	114
FINANCIAL HIGHLIGHTS	161-162

NOTICE

NOTICE is hereby given that the 38th ANNUAL GENERAL MEETING of the Shareholders of **PREMCO GLOBAL LIMITED** (CIN:L18100MH1986PLC040911) will be held on **Thursday, 18th August 2022 at 3:00 P.M.** through Video Conferencing ('VC')/Other Audio-Visual Means ('OAVM') facility to transact the following business:

ORDINARY BUSINESS

- 1) To receive, consider, and adopt
 - a) the Audited Standalone Financial Statements for the year ended 31st March 2022 together with the Report of Directors and the Auditors thereon, and
 - b) the Audited Consolidated Financial Statements for the year ended 31st March 2022 together with the Report of Auditors thereon, and
- 2) To confirm the payment of 1st Interim Dividend of Rs.3 per share, 2nd Interim Dividend of Rs.4 per share, 3rd Interim Dividend of Rs.5 per share for the FY 2021-2022 and to approve Final Dividend on Equity Shares for the financial year ended 31st March 2022.
- 3) To appoint a Director in place of Mrs. Sonia A Harjani (DIN 01220774) who retires by rotation and being eligible offers herself for re-appointment.
- 4) To appoint Auditor and fix their remuneration:

“RESOLVED THAT pursuant to Section 139(1) of the Companies Act, 2013, M/s. S.P. Jain and Associates, Chartered Accountants, Mumbai (Firm Rgn. No. 103969W) be and are hereby appointed as Statutory Auditors of the Company to hold office from the conclusion of 38th Annual General Meeting until the conclusion of the 43rd Annual General Meeting, to examine and audit the accounts of the Company for five years ie for the FY 2022-2023, FY 2023-2024, FY 2024-2025, FY 2025-2026 and FY 2026-2027 at such remuneration as may be mutually agreed upon between the Board of Directors of the Company and the Auditor.

SPECIAL BUSINESS

- 5) **Adoption of Memorandum of Association as per the provisions of the Companies Act, 2013:**

To consider and if thought fit to pass the following Resolution as Special Resolution:

“RESOLVED THAT pursuant to the provisions of Section 4, 13 and other applicable provisions, if any of the Companies Act, 2013 and Companies (Incorporation) Rules, 2014 (including any statutory modification or re-enactment thereof for the time being in force) and subject to the necessary approvals, if required, the consent of the

Members of the Company be and is hereby accorded for the following modification, substitution, addition and deletion in the existing Memorandum of Association of the Company:-

- a) The words ‘Companies Act, 1956’ in the existing Memorandum of Association shall be substituted with the words ‘Companies Act, 2013’, wherever required under the applicable provisions.
- b) Heading of the Part A of Clause III of Memorandum of Association i.e. “THE MAIN OBJECTS OF THE COMPANY TO BE PURSUED BY THE COMPANY ON ITS INCORPORATION ARE:” substituted with the Heading “OBJECTS TO BE PURSUED BY THE COMPANY ON ITS INCORPORATION ARE”.
- c) Heading of Part B of Clause III of Memorandum of Association i.e. “OBJECTS INCIDENTAL OR ANCILLARY TO THE ATTAINMENT OF THE ABOVE MAIN OBJECTS OF THE COMPANY ARE” substituted with the Heading “MATTERS WHICH ARE NECESSARY FOR FURTHERANCE OF THE OBJECTS SPECIFIED IN CLAUSE III (A) ARE”.
- d) Part C of Clause III of Memorandum of Association i.e. “OTHER OBJECTS” be and is hereby deleted (all Sub- clauses 36 to 58).
- e) Clause IV of Memorandum of Association of the company be and is hereby amended and substituted with the following Clause:

IV. The liability of the Member(s) is Limited and this liability is limited to the amount unpaid, if any, on the shares held by them.”

“RESOLVED FURTHER THAT any of the Directors of the Company or Company Secretary is be and hereby authorised to do all such acts, deeds, matters and things as may be deemed proper, necessary, or expedient, including filing the requisite forms with Ministry of Corporate Affairs or submission of documents with any other authority, for the purpose of giving effect to this Resolution and for matters connected therewith or incidental thereto.”

- 6) **Adoption of new set of Articles of Association as per the provisions of the Companies Act, 2013:**

To consider and if thought fit to pass the following Resolution as Special Resolution:

“RESOLVED THAT pursuant to the provisions of Section 14 of the Companies Act, 2013 (including any re-enactment(s) and modification(s) made there under, if any, for the time being in force), new set of Articles of Association be and is hereby approved and adopted as the Articles of Association of the Company in total exclusion, substitution of the existing Articles of Association of the Company.



RESOLVED FURTHER THAT Any of the Directors of the Company or Company Secretary be and are hereby authorized to do all such acts, matters, deeds and things necessary or desirable in connection with or incidental to giving effect to the above resolution including but not limited to the filing of necessary forms, returns, documents etc and co-ordination with the Registrar of Companies and to comply with all other requirements in this regard.”

BY ORDER OF THE BOARD OF DIRECTORS

Sd/-

GAURISH TAWTE
COMPANY SECRETARY AND COMPLIANCE OFFICER
MEMBERSHIP NO: ACS49898

Place: Mumbai
Date: 21st May 2022

Registered Office: Urmi Estate, Tower-A,
11th floor, 95, Ganpatrao Kadam Marg,
Lower Parel (W), Mumbai- 400013.
CIN: L18100MH1986PLC040911

NOTES:

1. Pursuant to the Circular No. 14/2020 dated April 08, 2020, Circular No.17/2020 dated April 13, 2020 issued by the Ministry of Corporate Affairs followed by Circular No. 20/2020 dated May 05, 2020, Circular No. 02/2021 dated January 13, 2021 and Circular No 3/2022 dated May 05,2022 and SEBI Circular SEBI/HO/CFD/CMD2/CIR/P/2022/62 dated May 13,2022 and all other relevant circulars issued from time to time, physical attendance of the Members to the AGM venue is not required and general meeting be held through video conferencing (VC) or other audio visual means (OAVM). Hence, Members can attend and participate in the ensuing AGM through VC/OAVM.
2. Pursuant to the Circular No. 14/2020 dated April 08, 2020, issued by the Ministry of Corporate Affairs, the facility to appoint proxy to attend and cast vote for the members is not available for this AGM. However, the Body Corporates are entitled to appoint authorised representatives to attend the AGM through VC/OAVM and participate there at and cast their votes through e-voting.
3. The attendance of the Members attending the AGM through VC/OAVM will be counted for the purpose of reckoning the quorum under Section 103 of the Companies Act, 2013.
4. Members of the Company under the category of Institutional Investors are encouraged to attend and vote at the AGM through VC. Corporate members intending to authorize their representatives to participate and vote at the meeting are requested to send a certified copy of the Board resolution / authorization letter to the Scrutinizer by email to sanjayrd65@gmail.com with a copy marked to evoting@nsdl.co.in.
5. The Members can join the AGM in the VC/OAVM mode 15 minutes before and after the scheduled time of the commencement of the Meeting by following the procedure mentioned in the Notice. The facility of participation at the AGM through VC/OAVM will be made available for 1000 members on first come first served basis. This will not include large Shareholders (Shareholders holding 2% or more shareholding), Promoters, Institutional Investors, Directors, Key Managerial Personnel, the Chairpersons of the Audit Committee, Nomination and Remuneration Committee and Stakeholders Relationship Committee, Auditors etc. who are allowed to attend the AGM without restriction on account of first come first served basis.
6. Pursuant to the provisions of Section 108 of the Companies Act, 2013 read with Rule 20 of the Companies (Management and Administration) Rules, 2014 (as amended) and Regulation 44 of SEBI (Listing Obligations & Disclosure Requirements) Regulations 2015 (as amended), and the Circulars issued by the Ministry of Corporate Affairs dated April 08, 2020, April 13, 2020 and May 05, 2020 the Company is providing facility of remote e-Voting to its Members in respect of the business to be transacted at the AGM. For this purpose, the Company has entered into

an agreement with National Securities Depository Limited (NSDL) for facilitating voting through electronic means, as the authorized agency. The facility of casting votes by a member using remote e-Voting system as well as voting on the day of the AGM will be provided by NSDL.

7. Any person holding shares in physical form and non-individual shareholders, who acquires shares of the Company and becomes member of the Company after the notice is sent through e-mail and holding shares as of the cut-off date i.e. **11th August 2022**, may obtain the login ID and password by sending a request at evoting@nsdl.co.in or Issuer/RTA. However, if you are already registered with NSDL for remote e-voting, then you can use your existing user ID and password for casting your vote. If you forgot your password, you can reset your password by using "Forgot User Details/Password" or "Physical User Reset Password" option available on www.evoting.nsdl.com or call on toll free no. **1800 1020 990 and 1800 22 44 30**. In case of Individual Shareholders holding securities in demat mode who acquires shares of the Company and becomes a Member of the Company after sending of the Notice and holding shares as of the cut-off date i.e. **11th August 2022** may follow steps mentioned in the Notice of the AGM under "Access to NSDL e-Voting system".
8. In line with the Ministry of Corporate Affairs (MCA) Circular No. 17/2020 dated April 13, 2020, the Notice calling the AGM has been uploaded on the website of the Company at <https://www.premcoglobal.com/investors> The Notice can also be accessed from the websites of the Stock Exchanges i.e. BSE Limited at www.bseindia.com and the AGM Notice is also available on the website of NSDL (agency for providing the Remote e-Voting facility) i.e. www.evoting.nsdl.com.
9. This AGM has been convened through VC/OAVM in compliance with applicable provisions of the Companies Act, 2013 read with MCA Circular No. 14/2020 dated April 08, 2020 and MCA Circular No. 17/2020 dated April 13, 2020, MCA Circular No. 20/2020 dated May 05, 2020, MCA Circular No. 2/2021 dated January 13, 2021 and MCA Circular 3/2022 dated May 05, 2022 and SEBI Circular SEBI/HO/CFD/CMD2/CIR/P/2022/62 dated May 13, 2022.
10. The Board of Directors of the Company at its meeting held on 21st May 2022, has recommended the Final Dividend of Rs.3 per share of Rs. 10 each for the FY 2021-2022. The Final Dividend once approved at the ensuing AGM, payment of such dividend is subject to deduction of tax at source and will be paid/ dispatched on/ after 18th August 2022 and within thirty days from the date of declaration of dividend to those persons (or their mandates):
 - whose names appear as beneficial owners as at the end of the business hours on 22nd July 2022 in the list of the Beneficial Owners to be obtained from the Depositories i.e. National Securities Depository Limited [NSDL] and Central Depository Services (India) Limited [CDSL], in respect of the shares held in electronic/ dematerialized mode; and

- whose names appear as Members in the Register of Members of the Company as on 22nd July 2022, in respect of the shares held in physical mode.

Pursuant to the Finance Act, 2020, dividend income will be taxable in the hands of shareholders w.e.f. April 1, 2020 and the Company is required to deduct tax at source from dividend paid to shareholders at the prescribed rates. For the prescribed rates for various categories, please refer to the Finance Act, 2020 and the amendments thereof. The shareholders are requested to update their valid PAN with the DPs (if shares held in dematerialized form) and the Company/RTA (if shares are held in physical form).

A Resident individual shareholder with PAN and who is not liable to pay income tax can submit a yearly declaration in Form No. 15G/15H, to avail the benefit of non-deduction of tax at source by e-mail to tds@bigshareonline.com by 11:59 p.m. IST on Friday, August 05, 2022. Shareholders are requested to note that in case their PAN is not registered, or having invalid PAN or Specified Person as defined under section 206AB of the Income-tax Act ("the Act"), the tax will be deducted at a higher rate prescribed under section 206AA or 206AB of the Act, as applicable.

Non-resident shareholders [including Foreign Institutional Investors (FIIs)/Foreign Portfolio Investors (FPIs)] can avail beneficial rates under tax treaty between India and their country of tax residence, subject to providing necessary documents i.e. No Permanent Establishment and Beneficial Ownership Declaration, Tax Residency Certificate, Form 10F, any other document which may be required to avail the tax treaty benefits. For this purpose the shareholder may submit the above documents (PDF/JPG Format) by e-mail to tds@bigshareonline.com The aforesaid declarations and documents need to be submitted by the shareholders by 11:59 p.m. IST on Friday, August 05, 2022.

In respect of the Members holding shares in electronic form, the bank details obtained from the respective depositories will be used for the purpose of distribution of dividend through various approved/ permissible electronic mode of payment viz. Electronic Clearing Services (ECS), National Electronic Funds Transfer (NEFT), Real Time Gross Settlement (RTGS), etc. The Company/ R & TA will not act on any direct request from the Members holding shares in dematerialized form for change/deletion of such bank details. Such changes are to be intimated by the Members:

- i. to their Depository Participants (DPs) in respect of their shareholdings in electronic (demat) form, and
- ii. to the Company's Registrar & Share Transfer Agents namely, M/s. Big Share Services Private Limited in respect of shareholdings in physical form.

11. Any query related to dividend should be directed to R & TA.

Members are requested to:

- (i) Send all correspondence to the R & TA upto the date of book closure.



- (ii) Quote Registered Folio Number or DP ID/ Client ID in all the correspondence.
12. Members who have not encashed/received the dividend warrants so far in respect of the below mentioned periods, are requested to make their claim to the Registrar and Share Transfer Agent namely, M/s. Big Share Services Private Limited well in advance of the below due dates. Members are requested to note that dividends not claimed within seven years from the date of transfer to the Company's Unpaid Dividend account, will be transferred to the Investor Education and Protection Funds (IEPF). Further the shares in respect of such unclaimed dividends are also liable to be transferred to the demat account of the IEPF. It may be noted that once the amounts in the unpaid dividend accounts are transferred to IEPF, no claim shall lie against the IEPF or the Company in respect thereof and the Members would lose their right to claim such dividend.
13. Due dates of transferring unclaimed and unpaid dividends declared by the Company for the financial year 2014-15 and thereafter to IEPF:

Year	Dividend Per share	Date of Declaration of Dividend	Year for transfer to IEPF
2014-2015	2.70	01-Sep-2015	2022
Interim 2015-2016	2.50	22-Mar-2016	2023
2015-2016	0.50	09-Sep-2016	2023
2016-2017	3.00	20-July-2017	2024
2017-2018	3.00	25-Sep-2018	2025
2018-2019	2.00	10-Sep-2019	2026
2019-2020	2.00	22-Sep-2020	2027
1 st Interim 2020-2021	2.00	06-Nov-2020	2027
2 nd Interim 2020-2021	2.00	31-March-2021	2028
2020-2021	4.00	06-Aug-2021	2028
1 st Interim 2021-2022	3.00	12-Aug-2021	2028
2 nd Interim 2021-2022	4.00	12-Nov-2021	2028
3 rd Interim 2021-2022	5.00	03-Feb-2022	2029

14. In compliance with the MCA Circulars and SEBI Circulars, Notice of the AGM along with the Annual Report 2021-22 is being sent only through electronic mode to those Members whose email addresses are registered with the Company/Depositories. Members may note that the Notice and Annual Report 2021-22 will also be available on the Company's website www.premcoglobal.com website of BSE Limited at www.bseindia.com and on the website of NSDL <https://www.evoting.nsdl.com>

To support the 'Green Initiative', Members who have not yet registered their email addresses are requested to register the same with their DPs in case the shares are held by them in electronic form and with R&TA in case the shares are held by them in physical form.

Members are requested to furnish/update the details of their address, e-mail address, bank account details, relevant information for availing various approved/permissible modes of electronic funds transfer facilities viz. Electronic Clearing Services (ECS), National Electronic Funds Transfer (NEFT), Real Time Gross Settlement (RTGS), etc.:





- to their depository participants in respect of their shareholdings in electronic (dematerialized) form;
- to R & TA, in respect of their shareholdings in physical form, quoting their folio numbers.

Members are entitled to have, free of cost, a copy of the Documents upon placing a specific requisition addressed to R & TA.

- Members are requested to intimate changes, if any, pertaining to their name, postal address, e-mail address, telephone/mobile numbers, Permanent Account Number (PAN), mandates, nominations, power of attorney, bank details such as, name of the bank and branch details, bank account number, MICR code, IFSC code, etc.,:
 - For shares held in electronic form: to their Depository Participants (DPs)
 - For shares held in physical form: to the Company/ Registrar and Transfer Agent in prescribed Form ISR-1 and other forms pursuant to SEBI Circular No. SEBI/HO/ MIRSD/MIRSD_RTAMB/P/ CIR/2021/655 dated November 3, 2021. The Company has sent letters for furnishing the required details.
 - Members may please note that SEBI vide its Circular No. SEBI/HO/MIRSD/MIRSD_RTAMB/P/CIR/2022/8 dated January 25, 2022 has mandated the listed companies to issue securities in dematerialized form only while processing service requests viz. Issue of duplicate securities certificate; claim from unclaimed suspense account; renewal/ exchange of securities certificate; endorsement; sub-division/splitting of securities certificate; consolidation of securities certificates/folios; transmission and transposition. Accordingly, Members are requested to make service requests by submitting a duly filled and signed Form ISR – 4, the format of which is available on the website of the Company's Registrar and Transfer Agent Bigshare Services Private Limited at <https://www.bigshareonline.com/Resources.aspx> It may be noted that any service request can be processed only after the folio is KYC Compliant.

- (iii) SEBI vide its notification dated January 24, 2022 has mandated that all requests for transfer of securities including transmission and transposition requests shall be processed only in dematerialized form. In view of the same and to eliminate all risks associated with physical shares and avail various benefits of dematerialisation, Members are advised to dematerialise the shares held by them in physical form. Members can contact the Company or RTA, for assistance in this regard.
- (iv) Members holding shares in physical form, in identical order of names, in more than one folio are requested to send to the Company or RTA, the details of such folios together with the share certificates along with the requisite KYC Documents for consolidating their holdings in one folio. Requests for consolidation of share certificates shall be processed in dematerialized form.
- (v) As per the provisions of Section 72 of the Act and SEBI Circular, the facility for making nomination is available for the Members in respect of the shares held by them. Members who have not yet registered their nomination are requested to register the same by submitting Form No. SH-13. If a Member desires to opt out or cancel the earlier nomination and record a fresh nomination, he/ she may submit the same in Form ISR-3 or SH-14 as the case may be. The said forms can be downloaded from website of the Company's Registrar and Transfer Agent Bigshare Services Private Limited at <https://www.bigshareonline.com/Resources.aspx> Members are requested to submit the said details to their DP in case the shares are held by them in dematerialized form and to Company/RTA in case the shares are held in physical form.
- (vi) Write to the Company at least 7 days before the date of the meeting, in case they desire any information as regards the Audited Accounts for the financial year ended 31st March 2022, so as to enable the Company to keep the information ready.
- (vii) Quote Registered Folio no. or DP ID/Client ID no. in all their correspondence.
- (viii) Send all correspondence to the R&TA of the Company, Bigshare Services Pvt Ltd Office No S6-2, 6th Floor, Pinnacle Business Park, Next to Ahura Centre, Mahakali Caves Road, Andheri (East) Mumbai – 400093.
16. Corporate Members are requested to forward a certified copy of the Board Resolution authorizing their representatives to attend and vote at the Annual General Meeting.
17. In case of joint holders, the vote of only such joint holder who is higher in the order of names, whether in person or proxy, shall be accepted to the exclusion of the votes of other joint holders.
18. Members, who are holding Shares in identical order of names in more than one Folio, are requested to apply to the Company/ R&TA along with the relevant Share Certificates for consolidation of such Folios in one Folio.
19. Members desiring any information pertaining to the financial statements are requested to write to the Company Secretary at an early date so as to enable the Management to reply at the AGM.
20. The Company has listed its shares on the Bombay Stock Exchange Limited. The listing fees till date have been paid.
21. All the documents referred to in the Notice are open for inspection at the Registered Office of the Company between 11:00 a.m. to 3:00 p.m. on all working days except Saturdays, Sundays and Public Holidays until the date of the Annual General Meeting or any adjournment(s) thereof.
22. The Securities and Exchange Board of India has mandated the submission of the Permanent Account Number (PAN) by every participant in the securities market and Members holding shares in electronic form are requested to submit their PAN to their Depositories Participant(s). Members holding shares in physical form shall submit their PAN details to R & TA, if not already submitted.
- 23. THE INSTRUCTIONS FOR MEMBERS FOR REMOTE E-VOTING AND JOINING GENERAL MEETING ARE AS UNDER:-**
- The remote e-voting period begins on Monday, 15th August, 2022 at 09:00 A.M. and ends on Wednesday, 17th August, 2022 at 05:00 P.M. The remote e-voting module shall be disabled by NSDL for voting thereafter. The Members, whose names appear in the Register of Members / Beneficial Owners as on the cut-off date i.e. Thursday, 11th August, 2022 may cast their vote electronically. The voting right of shareholders shall be in proportion to their share in the paid-up equity share capital of the Company as on the cut-off date, being Thursday, 11th August, 2022.**
- How do I vote electronically using NSDL e-Voting system?**
- The way to vote electronically on NSDL e-Voting system consists of "Two Steps" which are mentioned below:*
- Step 1: Access to NSDL e-Voting system**
- A) Login method for e-Voting and joining virtual meeting for individual shareholders holding securities in demat mode**
- In terms of SEBI circular dated December 9, 2020 on e-Voting facility provided by Listed Companies, Individual shareholders holding securities in demat mode are allowed to vote through their demat account maintained with Depositories and Depository Participants. Shareholders are advised to update their mobile number and email Id in their demat accounts in order to access e-Voting facility.

Login method for Individual shareholders holding securities in demat mode is given below:

Type of shareholders	Login Method
Individual Shareholders holding securities in demat mode with NSDL.	<ol style="list-style-type: none"> Existing IDeAS user can visit the e-Services website of NSDL Viz. https://eservices.nsd.com either on a Personal Computer or on a mobile. On the e-Services home page click on the “Beneficial Owner” icon under “Login” which is available under ‘IDeAS’ section , this will prompt you to enter your existing User ID and Password. After successful authentication, you will be able to see e-Voting services under Value added services. Click on “Access to e-Voting” under e-Voting services and you will be able to see e-Voting page. Click on company name or e-Voting service provider i.e. NSDL and you will be re-directed to e-Voting website of NSDL for casting your vote during the remote e-Voting period or joining virtual meeting & voting during the meeting. If you are not registered for IDeAS e-Services, option to register is available at https://eservices.nsd.com. Select “Register Online for IDeAS Portal” or click at https://eservices.nsd.com/SecureWeb/ideasDirectReg.jsp Visit the e-Voting website of NSDL. Open web browser by typing the following URL: https://www.evoting.nsd.com/ either on a Personal Computer or on a mobile. Once the home page of e-Voting system is launched, click on the icon “Login” which is available under ‘Shareholder/Member’ section. A new screen will open. You will have to enter your User ID (i.e. your sixteen digit demat account number hold with NSDL), Password/OTP and a Verification Code as shown on the screen. After successful authentication, you will be redirected to NSDL Depository site wherein you can see e-Voting page. Click on company name or e-Voting service provider i.e. NSDL and you will be redirected to e-Voting website of NSDL for casting your vote during the remote e-Voting period or joining virtual meeting & voting during the meeting. Shareholders/Members can also download NSDL Mobile App “NSDL Speede” facility by scanning the QR code mentioned below for seamless voting experience. <div style="text-align: center;"> <p>NSDL Mobile App is available on</p>  App Store  Google Play   </div>
Individual Shareholders holding securities in demat mode with CDSL	<ol style="list-style-type: none"> Existing users who have opted for Easi / Easiest, they can login through their user id and password. Option will be made available to reach e-Voting page without any further authentication. The URL for users to login to Easi / Easiest are https://web.cdslindia.com/myeasi/home/login or www.cdslindia.com and click on New System Myeasi. After successful login of Easi/Easiest the user will be also able to see the E Voting Menu. The Menu will have links of e-Voting service provider i.e. NSDL. Click on NSDL to cast your vote. If the user is not registered for Easi/Easiest, option to register is available at https://web.cdslindia.com/myeasi/Registration/EasiRegistration Alternatively, the user can directly access e-Voting page by providing demat Account Number and PAN No. from a link in www.cdslindia.com home page. The system will authenticate the user by sending OTP on registered Mobile & Email as recorded in the demat Account. After successful authentication, user will be provided links for the respective ESP i.e. NSDL where the e-Voting is in progress.
Individual Shareholders (holding securities in demat mode) login through their depository participants	You can also login using the login credentials of your demat account through your Depository Participant registered with NSDL/CDSL for e-Voting facility. upon logging in, you will be able to see e-Voting option. Click on e-Voting option, you will be redirected to NSDL/CDSL Depository site after successful authentication, wherein you can see e-Voting feature. Click on company name or e-Voting service provider i.e. NSDL and you will be redirected to e-Voting website of NSDL for casting your vote during the remote e-Voting period or joining virtual meeting & voting during the meeting.

Important note: Members who are unable to retrieve User ID/ Password are advised to use Forget User ID and Forget Password option available at abovementioned website.

Helpdesk for Individual Shareholders holding securities in demat mode for any technical issues related to login through Depository i.e. NSDL and CDSL.

Login type	Helpdesk details
Individual Shareholders holding securities in demat mode with NSDL	Members facing any technical issue in login can contact NSDL helpdesk by sending a request at evoting@nsdl.co.in or call at toll free no.: 1800 1020 990 and 1800 22 44 30
Individual Shareholders holding securities in demat mode with CDSL	Members facing any technical issue in login can contact CDSL helpdesk by sending a request at helpdesk.evoting@cdslindia.com or contact at 022- 23058738 or 022-23058542-43

B) Login Method for e-Voting and joining virtual meeting for shareholders other than Individual shareholders holding securities in demat mode and shareholders holding securities in physical mode.

How to Log-in to NSDL e-Voting website?

1. Visit the e-Voting website of NSDL. Open web browser by typing the following URL: <https://www.evoting.nsdl.com/> either on a Personal Computer or on a mobile.
2. Once the home page of e-Voting system is launched, click on the icon "Login" which is available under 'Shareholder/Member' section.
3. A new screen will open. You will have to enter your User ID, your Password/OTP and a Verification Code as shown on the screen.

Alternatively, if you are registered for NSDL eservices i.e. IDEAS, you can log-in at <https://eservices.nsdl.com/> with your existing IDEAS login. Once you log-in to NSDL eservices after using your log-in credentials, click on e-Voting and you can proceed to Step 2 i.e. Cast your vote electronically.

4. Your User ID details are given below :

Manner of holding shares i.e. Demat (NSDL or CDSL) or Physical	Your User ID is:
a) For Members who hold shares in demat account with NSDL.	8 Character DP ID followed by 8 Digit Client ID For example if your DP ID is IN300*** and Client ID is 12***** then your user ID is IN300***12*****.
b) For Members who hold shares in demat account with CDSL.	16 Digit Beneficiary ID For example if your Beneficiary ID is 12***** then your user ID is 12*****.
c) For Members holding shares in Physical Form.	EVEN Number followed by Folio Number registered with the company For example if folio number is 001*** and EVEN is 101456 then user ID is 101456001***

5. Password details for shareholders other than Individual shareholders are given below:
 - a) If you are already registered for e-Voting, then you can use your existing password to login and cast your vote.
 - b) If you are using NSDL e-Voting system for the first time, you will need to retrieve the 'initial password' which was communicated to you. Once you retrieve your 'initial password', you need to enter the 'initial password' and the system will force you to change your password.
 - c) How to retrieve your 'initial password'?
 - (i) If your email ID is registered in your demat account or with the company, your 'initial password' is communicated to you on your email ID. Trace the email sent to you from NSDL from your mailbox. Open the email and open the attachment i.e. a .pdf file. Open the .pdf file. The password to open the .pdf file is your 8 digit client ID for NSDL account, last 8 digits of client ID for CDSL account or folio number for shares held in physical form. The .pdf file contains your 'User ID' and your 'initial password'.
 - (ii) If your email ID is not registered, please follow steps mentioned below in **process for those shareholders whose email ids are not registered.**
6. If you are unable to retrieve or have not received the "Initial password" or have forgotten your password:
 - a) Click on "**Forgot User Details/Password?**"(If you are holding shares in your demat account with NSDL or CDSL) option available on www.evoting.nsdl.com.
 - b) **Physical User Reset Password?**" (If you are holding shares in physical mode) option available on www.evoting.nsdl.com.
 - c) If you are still unable to get the password by aforesaid two options, you can send a request at evoting@nsdl.co.in mentioning your demat account number/folio number, your PAN, your name and your registered address etc.
 - d) Members can also use the OTP (One Time Password) based login for casting the votes on the e-Voting system of NSDL.
7. After entering your password, tick on Agree to "Terms and Conditions" by selecting on the check box.
8. Now, you will have to click on "Login" button.
9. After you click on the "Login" button, Home page of e-Voting will open.



Step 2: Cast your vote electronically and join General Meeting on NSDL e-Voting system.

How to cast your vote electronically and join General Meeting on NSDL e-Voting system?

1. After successful login at Step 1, you will be able to see all the companies “EVEN” in which you are holding shares and whose voting cycle and General Meeting is in active status.
2. Select “EVEN” of company for which you wish to cast your vote during the remote e-Voting period and casting your vote during the General Meeting. For joining virtual meeting, you need to click on “VC/OAVM” link placed under “Join Meeting”.
3. Now you are ready for e-Voting as the Voting page opens.
4. Cast your vote by selecting appropriate options i.e. assent or dissent, verify/modify the number of shares for which you wish to cast your vote and click on “Submit” and also “Confirm” when prompted.
5. Upon confirmation, the message “Vote cast successfully” will be displayed.
6. You can also take the printout of the votes cast by you by clicking on the print option on the confirmation page.
7. Once you confirm your vote on the resolution, you will not be allowed to modify your vote.

General Guidelines for shareholders

1. Institutional shareholders (i.e. other than individuals, HUF, NRI etc.) are required to send scanned copy (PDF/JPG Format) of the relevant Board Resolution/ Authority letter etc. with attested specimen signature of the duly authorized signatory(ies) who are authorized to vote, to the Scrutinizer by e-mail to sanjayrd65@gmail.com with a copy marked to evoting@nsdl.co.in. Institutional shareholders (i.e. other than individuals, HUF, NRI etc.) can also upload their Board Resolution / Power of Attorney / Authority Letter etc. by clicking on “**Upload Board Resolution / Authority Letter**” displayed under “**e-Voting**” tab in their login.
2. It is strongly recommended not to share your password with any other person and take utmost care to keep your password confidential. Login to the e-voting website will be disabled upon five unsuccessful attempts to key in the correct password. In such an event, you will need to go through the “Forgot User Details/Password?” or “Physical User Reset Password?” option available on www.evoting.nsdl.com to reset the password.
3. In case of any queries, you may refer the Frequently Asked Questions (FAQs) for Shareholders and e-voting user manual for Shareholders available at the download section of www.evoting.nsdl.com or call on toll free no.: 1800 1020 990 and 1800 22 44 30 or send a request to Ms.Soni Singh at evoting@nsdl.co.in

Process for those shareholders whose email ids are not registered with the depositories for procuring user id and password and registration of e mail ids for e-voting for the resolutions set out in this notice:

1. In case shares are held in physical mode please provide Folio No., Name of shareholder, scanned copy of the share certificate (front and back), PAN (self attested scanned copy of PAN card), AADHAR (self attested scanned copy of Aadhar Card) by email to gaurish@premcoglobal.com.
2. In case shares are held in demat mode, please provide DPID-CLID (16 digit DPID + CLID or 16 digit beneficiary ID), Name, client master or copy of Consolidated Account statement, PAN (self attested scanned copy of PAN card), AADHAR (self attested scanned copy of Aadhar Card) to gaurish@premcoglobal.com. If you are an Individual shareholders holding securities in demat mode, you are requested to refer to the login method explained at **step 1 (A)** i.e. **Login method for e-Voting and joining virtual meeting for Individual shareholders holding securities in demat mode.**
3. Alternatively shareholder/members may send a request to evoting@nsdl.co.in for procuring user id and password for e-voting by providing above mentioned documents.
4. In terms of SEBI circular dated December 9, 2020 on e-Voting facility provided by Listed Companies, Individual shareholders holding securities in demat mode are allowed to vote through their demat account maintained with Depositories and Depository Participants. Shareholders are required to update their mobile number and email ID correctly in their demat account in order to access e-Voting facility.

THE INSTRUCTIONS FOR MEMBERS FOR e-VOTING ON THE DAY OF THE AGM ARE AS UNDER:-

1. The procedure for e-Voting on the day of the AGM is same as the instructions mentioned above for remote e-voting.
2. Only those Members/ shareholders, who will be present in the AGM through VC/OAVM facility and have not casted their vote on the Resolutions through remote e-Voting and are otherwise not barred from doing so, shall be eligible to vote through e-Voting system in the EGM/AGM.
3. Members who have voted through Remote e-Voting will be eligible to attend the AGM. However, they will not be eligible to vote at the AGM.
4. The details of the person who may be contacted for any grievances connected with the facility for e-Voting on the day of the AGM shall be the same person mentioned for Remote e-voting.

INSTRUCTIONS FOR MEMBERS FOR ATTENDING THE AGM THROUGH

VC/OAVM ARE AS UNDER:

1. Member will be provided with a facility to attend the AGM through VC/OAVM through the NSDL e-Voting system. Members may access by following the steps mentioned above for **Access to NSDL e-Voting system**. After successful login, you can see link of "VC/OAVM link" placed under "**Join meeting**" menu against company name. You are requested to click on VC/OAVM link placed under Join General Meeting menu. The link for VC/OAVM will be available in Shareholder/Member login where the EVEN of Company will be displayed. Please note that the members who do not have the User ID and Password for e-Voting or have forgotten the User ID and Password may retrieve the same by following the remote e-Voting instructions mentioned in the notice to avoid last minute rush.
2. Members are encouraged to join the Meeting through Laptops for better experience.
3. Further Members will be required to allow Camera and use Internet with a good speed to avoid any disturbance during the meeting.
4. Please note that Participants Connecting from Mobile Devices or Tablets or through Laptop connecting via Mobile Hotspot may experience Audio/Video loss due to Fluctuation in their respective network. It is therefore recommended to use Stable Wi-Fi or LAN Connection to mitigate any kind of aforesaid glitches.
5. Members who would like to express their views or ask questions during the AGM may register themselves as a speaker by sending their request from their registered email address mentioning their name, DP ID and Client ID / folio number, PAN, mobile number at gaurish@premcoglobal.com from 01.08.2022 (9:00 a.m. IST) to 10.08.2022 (5:00 p.m. IST). Those Members who have registered themselves as a speaker will only be allowed to express their views / ask questions during the AGM. The Company reserves the right to restrict the number of speakers depending on the availability of time for the AGM.
6. Members who would like to express their views or ask questions during the AGM may send their questions in advance to company mentioning their name, DP ID and Client ID/folio number, PAN, mobile number at gaurish@premcoglobal.com from 01.08.2022 (9:00 a.m. IST) to 10.08.2022 (5:00 p.m. IST). The questions will be suitably replied by the company.
24. The voting rights of shareholders shall be in proportion to their shares of the paid up equity share capital of the Company as on the cut-off date of 11th August 2022.
25. Mr. Sanjay Dholakia, Practising Company Secretary (FCS 2655 and CP 1798) has been appointed as the Scrutinizer to scrutinize the e-voting process in a fair and transparent manner.
26. The Scrutinizer shall immediately after the conclusion of voting ,unblock the votes cast through e-voting in the presence of at least two (2) witnesses not in the employment of the Company and make, within a period not exceeding

three (3) days from the conclusion of the meeting a Consolidated Scrutinizer's Report of the total votes cast in favour or against, if any, forthwith to the Chairman of the Company or a person authorised by him in writing who shall countersign the same.

27. The Chairman or the authorised person shall declare the results of the voting forthwith and the results declared alongwith the report of the scrutinizer shall be placed on the website of the Company i.e. <http://www.premcoglobal.com/> and on the website of NSDL.
28. Since the AGM will be held through VC / OAVM, the Route Map is not annexed in this Notice.
29. A brief resume of Directors proposed to be re-appointed at this Annual General Meeting pursuant to Regulation 36 (3) of the SEBI (Listing Obligation and Disclosure Requirements) Regulations, 2015 and Secretarial Standard -2 is as follows:

Particulars	Director
Name of the Director	Mrs. Sonia A. Harjani (DIN 01220774)
Date of Birth	24/04/1969
Date of Appointment	02/11/2015
Qualification	B.A. & Diploma in Hotel Management
Expertise in Specific Functional Area	Sampling and Designing
Executive & Non Executive Director	Executive Director
Promoter Group	Yes
Directorship held in India Public Companies as on March 31, 2022	NIL
Committee positions held in India Public Companies as on March 31, 2022	NIL
Attendance at Board meetings in FY 2021-2022	Attended 5 Board Meetings held during FY 2021-2022.
Number of Shares held in the Company	4,055 Equity Shares (0.12%)

BY ORDER OF THE BOARD OF DIRECTORS

Sd/-

GAURISH TAWTE
COMPANY SECRETARY AND COMPLIANCE OFFICER
MEMBERSHIP NO: ACS49898

Place: Mumbai
Date: 21st May, 2022

Registered Office:
Premco Global Limited
Urmi Estate, Tower-A, 11th floor,
95 Ganpatrao Kadam marg,
Lower Parel (W),
Mumbai- 400013



CIN: L18100MH1986PLC040911

EXPLANATORY STATEMENT AS REQUIRED UNDER SECTION 102 OF THE COMPANIES ACT, 2013

The following Explanatory Statement sets out all material facts relating to the business mentioned under.

EXPLANATORY STATEMENT TO ITEM NO 4 OF THE NOTICE

The Members of the Company at the 33rd Annual General Meeting ('AGM') held on 20th July, 2017 approved the appointment of , M/s. Sanjay Raja Jain & Company, Chartered Accountants, as the Auditor of the Company for a period of five years from the conclusion of the said AGM. M/s. Sanjay Raja Jain & Company will complete their present term on conclusion of this AGM in terms of the said approval and Section 139 of the Companies Act, 2013 ('the Act') read with the Companies (Audit and Auditors) Rules, 2014. The Board of Directors of the Company ('the Board'), on the recommendation of the Audit Committee ('the Committee'), recommended for the approval of the Members, the appointment of M/s S.P. Jain and Associates, Chartered Accountants as the Auditor of the Company for a period of five years from the conclusion of this AGM till the conclusion of the 43rd AGM on a Remuneration of Rs. 7.25 Lakhs plus applicable Taxes and reimbursement of out-of-pocket expenses for financial year ended 31st March 2023. For the subsequent years, the Board of Directors will decide the remuneration based on recommendations of Audit Committee.

Brief Profile of Auditor :

M/s S.P. Jain & Associates, Chartered Accountants was established on 01st April 1976 , bearing ICAI Reg No: 103969W. The firm has nearly Forty years of experience in the field of Auditing and has got varied exposure by conducting audits of companies. It has the requisite manpower and infrastructure and is in position to take any type of assignment including audit reviews and compilation of financial data and consultation on improving internal controls. The firm has created a niche for itself and specialized in providing professional advice relating to tax planning for corporate bodies, firms and individual assesses.

None of the Directors, Key Managerial Personnel of the Company and/or their relatives may be deemed to be concerned or interested in the proposed resolutions.

EXPLANATORY STATEMENT TO ITEM NO 5 OF THE NOTICE

The members are informed that the existing Objects clause III of the Memorandum of Association of the Company is divided into (A) Main Objects of the Company to be pursued by the Company on its Incorporation; (B) Objects incidental or Ancillary to the attainment of the main objects of the Company and (C) Other objects. In terms of Section 4 of the Companies Act, 2013, Objects clause III of the Memorandum of Association of the Company shall state the objects for which the company is incorporated and any matter considered necessary in furtherance

of the objects thereof. Also the liability clause IV is required to be modified in terms of the requirement of the aforementioned section. Hence, in view of the notification of Companies Act, 2013 and rules there under and repeal of Companies Act, 1956, it is proposed to amend the existing Memorandum of Association of the company to align the same with the Companies Act, 2013. A copy of the proposed set of new MOA of the Company would be available for inspection for the Members at the Registered Office of the Company during the office hours on any working day, except Saturdays, Sundays and public holidays, between 11.00 a.m. to 5.00 p.m. till the date of AGM. The Board at its meeting held on 21st May 2022 has approved alteration of the MOA of the Company and the Board now seeks Members approval for the same.

None of the Directors, Key Managerial Personnel of the Company and/or their relatives may be deemed to be concerned or interested in the proposed resolution.

EXPLANATORY STATEMENT TO ITEM NO 6 OF THE NOTICE

The existing Articles of Association (AOA) are based on the Companies Act, 1956 and several regulations in the existing AOA contain references to specific sections of the Companies Act, 1956 and some regulations in the existing AOA are no longer in conformity with the Act. Accordingly, with a view to align the existing AOA of the Company with Provisions of Companies Act 2013, it is proposed to adopt new set of AOA of the Company. The Board at its meeting held on 21st May 2022 has approved adaptation of new set of AOA of the Company and the Board now seeks Members approval for the same. A copy of the proposed set of new AOA of the Company would be available for inspection for the Members at the Registered Office of the Company during the office hours on any working day, except Saturdays, Sundays and public holidays, between 11.00 a.m. to 5.00 p.m. till the date of AGM.

None of the Directors, Key Managerial Personnel of the Company and/or their relatives may be deemed to be concerned or interested in the proposed resolution.

BY ORDER OF THE BOARD OF DIRECTORS

Sd/-

GAURISH TAWTE
COMPANY SECRETARY AND COMPLIANCE OFFICER
MEMBERSHIP NO: ACS49898

Place: Mumbai
Date: 21st May 2022

Registered Office: Urmi Estate, Tower-A,
11th floor, 95, Ganpatrao Kadam Marg,
Lower Parel (W), Mumbai- 400013.
CIN: L18100MH1986PLC040911

BOARD'S REPORT**To the Members of
Premco Global Limited**

Your Directors have pleasure in presenting their Thirty Eight Annual Report of Premco Global Limited together with the Audited Accounts for the year ended 31st March, 2022.

1. FINANCIAL SUMMARY HIGHLIGHTS

The Financial Performance for financial year 2021-2022 is summarized in the following table: -

(Rs. in Lakhs)

Particulars	Standalone		Consolidated	
	March 2022	March 2021	March 2022	March 2021
Total Revenue	8,922.66	6,496.97	13,190.86	10,269.05
Expenses	7,327.73	5,596.33	10,197.13	7,728.19
Profit Before Finance Cost, Depreciation &	1,594.93	900.64	2,993.73	2,540.86
Finance Cost	76.98	80.85	196.14	166.54
Depreciation & Amortization Exp.	198.62	204.05	473.60	457.70
Profit/(Loss) before Extraordinary Items	1,319.33	615.74	2,323.99	1,916.62
Extraordinary Items	(17.32)	134.94	(17.32)	134.94
Profit/(Loss) before Taxation	1,336.65	480.80	2,341.31	1,781.68
Less : Provision for current Taxation	306.00	79.53	406.85	167.52
Deferred Taxation adjustment	76.40	44.69	76.39	44.69
Short/(Excess) Income Tax Provision	18.26	(2.88)	82.21	(2.88)
Profit/(Loss) After Taxation	935.99	359.46	1,775.86	1,572.35
Minority Interest	-	-	120.51	181.54
Other Comprehensive Income (Net of Tax)	12.50	(0.52)	12.49	(0.52)
Total Comprehensive Income	948.49	358.94	1667.84	1,571.83
Paid up Equity Share Capital	330.48	330.48	330.48	330.48
Earnings Per Share (Rs.)	28.32	10.88	50.09	42.08

FINANCIAL PERFORMANCE, OPERATIONS AND STATE OF THE COMPANY'S AFFAIRS**STANDALONE ANALYSIS**

During the year under review, the total revenue stood at Rs. 8,922.66 Lacs as against Rs. 6,496.97 Lacs in the previous year. Company's revenue from operations stood at Rs. 8,640.22 Lacs as against Rs. 6,201.59 Lacs in the previous year. Other Income stood at Rs. 282.44 Lacs as compared to Rs. 295.38 Lacs in previous year. The Company incurred Net Profit after Tax of Rs. 935.99 Lacs as compared to Net Profit after Tax of Rs. 359.46 Lacs during the previous accounting year.

CONSOLIDATED ANALYSIS

During the year under review, on consolidated basis, the total Revenue stood at Rs. 13,190.86 Lacs as compared to Rs. 10,269.05 Lacs in the previous year. Revenue from operations stood at Rs. 12,822.69 Lacs as against Rs.9,954.46 Lacs in the previous year. Other Income stood at Rs. 368.17 Lacs as compared to Rs. 314.59 Lacs in previous year. Net Profit after Tax stood at Rs. 1,775.86 Lacs as compared to the Net Profit after Tax of Rs. 1,572.35 Lacs during the previous accounting year.

2. SHARE CAPITAL

The issued, subscribed and paid up share capital of the Company as on 31st March, 2022 was at Rs. 330.48 lakh divided into 33,04,800 Equity Shares of Rs. 10 each. During the year under review, the Company has not issued any shares with differential voting rights, employee stock options and sweat equity shares.



3. DIVIDEND

INTERIM DIVIDEND

1st Interim Dividend for FY 2021-2022:

The Board of Directors of the Company at its meeting held on 12th August 2021 approved 1st Interim Dividend for the financial year 2021-2022 at Rs.3 per Share/-of Rs.10 each (30%). The same was paid to shareholders whose name appeared on the register of Members of the company or in the records of the depositories as beneficial owners of the shares as on 1st September 2021 which was the Record date fixed for the purpose.

2nd Interim Dividend for FY 2021-2022:

The Board of Directors of the Company at its meeting held on 12th November 2021 approved 2nd Interim Dividend for the financial year 2021-2022 at Rs.4 per Share/-of Rs.10 each (40%). The same was paid to shareholders whose name appeared on the register of Members of the company or in the records of the depositories as beneficial owners of the shares as on 23rd November 2021 which was the Record date fixed for the purpose.

3rd Interim Dividend for FY 2021-2022:

The Board of Directors of the Company at its meeting held on 03rd February 2022 approved 3rd Interim Dividend for the financial year 2021-2022 at Rs.5 per Share/-of Rs.10 each (50%). The same was paid to shareholders whose name appeared on the register of Members of the company or in the records of the depositories as beneficial owners of the shares as on 15th February 2022 which was the Record date fixed for the purpose.

FINAL DIVIDEND FOR FY 2021-2022

Your Directors are pleased to recommend to the Members, for their approval, a Final dividend of Rs. 3/- per Equity Share of Rs. 10/- each (30%) in the Company for the year ended 31st March, 2022. The above is in addition to Interim Dividends distributed above.

4. RESERVES

The Company does not propose to transfer any amount to general reserve as it is not mandatory.

5. CHANGE IN NATURE OF BUSINESS

The Company is engaged in the business of manufacturing Woven & Knitted Elastic Tapes. There was no change in nature of business activity during the year.

6. MATERIAL CHANGES AND COMMITMENTS:

Shifting of Registered office of Company: During the year under review, the company has shifted its registered office effective from 1st January 2022 as under:

From : Premco House, A/26, M.I.D.C. Street No. 3, Marol, Andheri (E), Mumbai – 400093.

To : Urmi Estate, Tower-A, 11th floor, 95, Ganpatrao Kadam Marg, Lower Parel (W), Mumbai- 400013.

Setting up of new factory: Based on current growth trends and market opportunities, the Board of Directors at its meeting held on 21st May 2022 granted approval for setting up New Factory at Gujarat for Capacity expansion with a capital outlay of Rs.18 crores to be funded through internal Accruals of Company and bank borrowings.

The Directors further states that there are no material changes have taken place affecting the financial position of the Company from the date of closure of financial year till the signing of Accounts.

7. DEPOSITS

The Company has not accepted any deposits within the meaning of Companies Act, 2013 and the Rules made thereunder from public and as such, no amount on account of principal or interest on deposits from public was outstanding as on the date of Balance sheet.

8. LOANS, GUARANTEE & INVESTMENTS

Details of Loans, Guarantee and Investment covered under the provision of Section 186 of the Companies Act, 2013 are given in the notes to the Financial Statements.

9. DIRECTORS AND KEY MANAGERIAL PERSONNEL

The Board in conjunction with its committees ensures transparency, responsibility and accountability with an aim to create long-term sustainable growth. All Directors are astute professionals coming from varied backgrounds possessing rich experience and expertise. The Board of Directors (the Board) holds a fiduciary position to promote the success of the Company for the benefit of its members. They are entrusted to direct, monitor and guide the Management towards building of such goals and objectives that guarantees effectiveness and enhancement of shareholder value and fulfils their aspirations.

COMPOSITION OF THE BOARD AND KEY MANAGERIAL PERSONNEL AS ON 31ST MARCH, 2022.

Sr. No.	Name of the Director and key managerial personnel	Category
1.	Mr. Ashok B. Harjani	Chairman & Managing Director
2.	Mrs. Nisha P. Harjani	Director and CFO
3.	Mr. Lokesh P. Harjani	Whole Time Director
4.	Mrs. Sonia A. Harjani	Director
5.	Ms. Sonu A. Chowdhary	Non-Executive - Independent Director
6.	Mr. Rajesh M. Mahtani	Non-Executive - Independent Director
7.	Mr. Prem I. Gidwani	Non-Executive - Independent Director

Sr. No.	Name of the Director and key managerial personnel	Category
8.	Mr. Lalit D. Advani	Non-Executive - Independent Director
9.	Mr. R. C. Panwar	Chief Executive Officer (CEO)
10.	Mr. Gaurish D. Tawte	Company Secretary and Compliance Officer

CHANGES IN THE COMPOSITION OF THE BOARD OF DIRECTORS AND OTHER KEY MANAGERIAL PERSONNEL

There were no changes in composition of Board of Directors and Other Key Managerial Personnel during the FY 2021-2022.

Board Meetings held and attendance of Directors during the financial year 2021-2022 :-

Sr. No.	Date of Board Meeting	Total No. of Directors	Total No. of Directors Present
1.	24 th June 2021	8	8
2.	12 th August 2021	8	7
3.	12 th November 2021	8	8
4.	15 th December 2021	8	8
5.	03 rd February 2022	8	7

None of the Directors on the Board is a member in more than 10 Committees and Chairman in more than 5 committees, as specified in Regulation 26(1) of the SEBI (Listing Obligations and Disclosure Requirements) Regulations, 2015 [the "SEBI (LODR) Regulations, 2015"], across all Companies in which he/she is a Director. The necessary disclosures regarding Committee positions have been made by the Directors.

RETIREMENT BY ROTATION

In accordance with the provision of Companies Act, 2013 and the Articles of Association of the Company, Mrs. Sonia A. Harjani retires by rotation and is eligible for the re-appointment. Necessary information for Director liable to retire by rotation has been included in the notice convening the ensuing Annual General Meeting. Your directors recommend the said appointment.

KEY MANAGERIAL PERSONNEL

The following persons continued as Key Managerial Personnel of the Company in compliance with the provisions of Section 203 of the Companies Act, 2013:

- Mr. Ashok B. Harjani –Managing Director
- Mr. Lokesh P. Harjani-Whole Time Director
- Mrs. Nisha P. Harjani – Director - Chief Financial Officer

- Mr. R.C. Panwar- Chief Executive Officer (CEO)
- Mr. Gaurish Tawte– Company Secretary and Compliance Officer

Remuneration and other details of the Key Managerial Personnel for the Financial Year ended 31st March, 2022 are mentioned in the Annual Return and Extract of the Annual Return which is available on Companies website at <https://www.premcoglobal.com/investors>.

INDEPENDENT DIRECTOR

Your Company appointed Independent Directors who are renowned people having expertise/experience in their respective field/profession. In compliance with Section 149(6) of the Companies Act, 2013 and Regulation 16(1)(b) of the Listing Regulations, all Independent Directors have given a declaration that they meet the criteria of independence as provided under law. None of the Independent Directors are promoters or related to Promoters. The Non-executive Independent Directors have no pecuniary relationship or transactions with the Company in their personal capacity except for sitting fees drawn by them for attending the meeting of the Board and Committee(s) thereof and further do not hold two percent or more of the total voting power of the Company.

During the year, meeting of Independent Directors was held on 31st March 2022 to review the performance of the Board as a whole on parameters of effectiveness and to assess the quality, quantity and timeliness of flow of information between the management and the Board. The Independent Directors discussed, among other matters, the performance of the Company and risk faced by it, the flow of information to the Board, competition, strategy, leadership strengths and weaknesses, governance, compliance, Board movements, human resources matters and performance of executive directors including Chairman.

The Declarations required under Section 149(7) of the Companies Act, 2013 from the Independent Directors of the Company confirming that they meet the criteria of independence as prescribed under Section 149(6) of the Companies Act, 2013, was duly received by the Company.

10. AUDIT COMMITTEE

The Audit Committee which acts as a link between the management, external and internal auditors and the Board of Directors of the Company is responsible for overseeing the Company's financial reporting process by providing direction to audit function and monitoring the scope and quality of internal and statutory audits.

The composition of the Committee is in compliance with the provisions of Section 177 of the Companies Act, 2013 and Regulation 18 SEBI (LODR) Regulations, 2015. The Chairperson of the Committee is a Non-Executive Independent Director.


COMPOSITION OF AUDIT COMMITTEE OF THE COMPANY:

Sr. No.	Name of the Director	Category	Designation
1.	Mr. Prem I. Gidwani	Non-Executive - Independent Director	Chairman
2.	Ms. Sonu A. Chowdhary	Non-Executive - Independent Director	Member
3.	Mr. Rajesh M. Mahtani	Non-Executive - Independent Director	Member
4.	Mr. Ashok B. Harjani	Chairman & Managing Director	Member

The Committee members meet regularly and make their recommendations in accordance with the terms of reference specified by the Board. Such recommendations are thoroughly discussed in Board meetings and by and large accepted for implementation.

AUDIT COMMITTEE MEETINGS HELD AND ATTENDANCE OF DIRECTORS DURING THE YEAR 2021-22

Sr. No.	Date of Meeting	Total No. of Directors	Total No. of Directors Present
1.	24 th June 2021	4	4
2.	12 th August 2021	4	4
3.	12 th November 2021	4	4
4.	03 rd February 2022	4	4

The Audit Committee acts in accordance with the broad terms of reference specified by the Board of Directors in adherence to Section 177 of the Companies Act, 2013 (the 'Act'). The scope of activities of the Audit Committee includes the areas laid out in Section 177 of the Act and Part C of Schedule II of SEBI (LODR) Regulations, 2015.

11. STAKEHOLDERS RELATIONSHIP COMMITTEE

The composition of the Committee is in compliance with the provisions of Section 178 of the Companies Act, 2013 and Regulation 20 SEBI (LODR) Regulations, 2015. The Chairman of the Committee is a Non-Executive Independent Director.

COMPOSITION OF STAKEHOLDER'S RELATIONSHIP COMMITTEE OF THE COMPANY:

Sr. No.	Name of the Director	Category	Designation
1.	Mr. Rajesh M. Mahtani	Non-Executive - Independent Director	Chairman
2.	Ms. Sonu A. Chowdhary	Non-Executive - Independent Director	Member
3.	Mr. Ashok B. Harjani	Chairman & Managing Director	Member

Mr. Gaurish Tawte is Compliance Officer appointed for complying with the requirements of the Listing Regulations and requirements of securities laws, including SEBI (Prohibition of Insider Trading) Regulations, 2015. The role of Stakeholder's Relationship Committee includes as specified in Part D of the Schedule II of the SEBI (LODR) Regulations, 2015.

STAKEHOLDER'S RELATIONSHIP COMMITTEE MEETINGS HELD AND ATTENDANCE OF DIRECTORS DURING THE YEAR 2021-2022:

Sr. No.	Date of Meeting	Total No. of Directors	Total No. of Directors Present
1.	12 th August 2021	3	3

M/s. Big Shares Services Pvt. Ltd. is the Registrar and Share Transfer Agent of the Company. The delegated authority is taking measures so that the share transfer formalities are attended to at least once in a fortnight. The Company Secretary is also authorized by the Board to do all the acts, deeds and matters and sign all the documents that may be required in the matter relating to shares from time to time. No complaint was remained unattended and pending to be resolved as on March 31, 2022.

STATUS OF INVESTOR COMPLAINTS /OTHER CORRESPONDENCE

Subject matter of Correspondence	Pending as on 31 st March, 2021.	Received & resolved during the year.	Pending as on 31 st March, 2022.
Non-receipt of Share Certificates	-	-	-
Non-receipt of Dividend	-	-	-
Non-receipt of Annual Report	-	-	-
Query -Transfer of shares	-	-	-

12. NOMINATION AND REMUNERATION COMMITTEE

The composition of the Committee is in compliance with the provisions of Section 178 of the Companies Act, 2013 and Regulation 19 of the of the SEBI (LODR) Regulations, 2015. The Chairperson of the Committee is a Non-Executive Independent Director.

COMPOSITION OF NOMINATION & REMUNERATION COMMITTEE OF THE COMPANY:

Sr. No.	Name of the Director	Category	Designation
1.	Mr. Prem I. Gidwani	Non-Executive - Independent Director	Chairman
2.	Ms. Sonu A. Chowdhary	Non-Executive - Independent Director	Member
3.	Mr. Rajesh M. Mahtani	Non-Executive - Independent Director	Member
4.	Mr. Ashok B. Harjani	Chairman & Managing Director	Member

The role of NRC includes the areas laid out in Section 178 of the Act and Part D of Schedule II of the SEBI (LODR) Regulations, 2015. The Board of Directors on recommendation of the NRC has adopted a policy for evaluation of the Board, its Committees. Nomination & Remuneration Policy has been framed, adopted and implemented by the Nomination and Remuneration Committee, with broad objectives, for determining and recommending the remuneration of the Directors, KMP and Senior Management to the Board.

NOMINATION AND REMUNERATION COMMITTEE MEETINGS HELD AND ATTENDANCE OF DIRECTORS DURING THE YEAR 2021-22:-

Sr. No.	Date of Meeting	Total No. of Directors	Total No. of Directors Present
1.	24 th June 2021	4	4

PARTICULARS OF EMPLOYEES AND RELATED DISCLOSURES

Disclosures with respect to the remuneration of Directors and employees as required under Section 197(12) of Companies Act, 2013 and read with Rule 5(1) and (2) of the Companies (Appointment and Remuneration of Managerial Personnel) Rules, 2017 are forming part of this Annual Report.

13. AUDITORS

STATUTORY AUDITORS

M/s Sanjay Raja Jain & Company, Chartered Accountant, the Statutory Auditor of the Company will complete their present term at ensuing Annual General Meeting, in view of the same The Board of Directors of Company at its meeting held on 21st May 2022 appointed M/s. S.P. Jain and Associates, Chartered Accountants, Mumbai (Firm Rgn. No. 103969W) as Statutory Auditors of the Company subject to approval of members at ensuing Annual General Meeting for period of Five years upto conclusion of the 43rd Annual General Meeting of the Company to be held in the year 2027. They have furnished a Certificate under section 141 of the Companies Act, 2013 for their eligibility for appointment and consent letter to act as an auditor. They have further confirmed that the said appointment, if made, would be within the prescribed limits under section 143(1) (g) of the Companies Act, 2013. Your directors recommend their appointment as the statutory auditors.

SECRETARIAL AUDITORS

During the year, Secretarial Audit was carried out by M/s. Sanjay Dholakia & Associates (Membership No. F2655), a firm of Company Secretaries in Practice, the Secretarial Auditor of the Company for the financial year 2021-22, Pursuant to the provisions of Section 204 of the Companies Act, 2013 and the Companies (Appointment and Remuneration of Managerial Personnel) Rules, 2014.

The observations of the Secretarial Auditor are self-explanatory. The detailed report on the Secretarial Audit is annexed herewith (Annexure-4).

14. COMPLIANCES UNDER COMPANIES ACT, 2013

SHARE CAPITAL

The Issued, subscribed and Paid-up Equity Share Capital of Company has remained unchanged during the year. During the year under review the Company has not issued any securities, convertible Warrants/Bonds and/or other debt securities, which has likely impact on the Equity of the Company.

PARTICULARS OF LOANS, GUARANTEES OR INVESTMENTS UNDER SECTION 186 OF THE COMPANIES ACT, 2013

Details Loans, guarantees and Investments covered under the provisions of Section 186 of the Companies Act, 2013 are given in the notes to financial statements.

INSURANCE

Your Company has taken appropriate insurance for all assets against foreseeable perils.

15. EMPLOYEE STOCK OPTION SCHEME

Your Company has formulated the "Premco Global Limited Employee Stock Option Scheme 2017", for grant of Stock Options to certain employees of the Company which was approved by members pursuant to Special Resolution at Extraordinary Annual General Meeting held on 29th March 2017 and extension of benefits to employees of Subsidiary Company was approved by members through Special Resolution at Annual General Meeting held on 20th July 2017. During the year under review Employee Compensation Committee of the Company has approved the grant of 7,500 (Seven Thousand Five Hundred) number of equity stock options under the "Premco Global Employee Stock Options Scheme 2017" on Wednesday, August 25, 2021. The Company has not allotted any shares pursuant to aforesaid ESOP Schemes. The details pursuant to the SEBI (Share Based Employee Benefits) Regulations, 2014 are available on company's website <https://www.premcoglobal.com/investors>.

16. RELATED PARTY TRANSACTIONS

The Company has formulated a policy on dealing with Related Party Transaction. The policy is placed on the website of the Company. All the transactions entered into with Related Parties as defined under the Companies Act 2013, Regulation 2(1)(zc) and Regulation 23 of SEBI (LODR) Regulations, 2015 during the financial year were in the ordinary course of business and on an arm's length basis. The Related Party Transactions are disclosed in the notes of financial statements for the financial year 2021-22 and the same is furnished in Form AOC-2 (Annexure-2) and is forming part of Annual Report.



17. DIRECTORS' RESPONSIBILITY STATEMENT

To the best of knowledge and belief and according to the information and explanations obtained by them, your Directors make the following statement in terms of Section 134(3)(c) of the Act:

- i. that in the preparation of the Annual Accounts for the year ended March 31, 2022, the applicable accounting standards have been followed along with proper explanation relating to material departures, if any;
- ii. the directors had selected such accounting policies and applied them consistently and made judgments and estimates that are reasonable and prudent so as to give a true and fair view of the state of affairs of the Company as at March 31, 2022 and of the profit of the Company for the year ended on that date;
- iii. at the Directors have taken proper and sufficient care for the maintenance of adequate accounting records in accordance with the provisions of the Companies Act, 2013 for safeguarding the assets of the Company and for preventing and detecting fraud and other irregularities;
- iv. the annual accounts have been prepared on a going concern basis;
- v. that the Directors had laid down internal financial controls to be followed by the Company and that such internal financial controls are adequate and were operating effectively; and
- vi. that the Directors had devised proper systems to ensure compliance with the provisions of all applicable laws and that such systems were adequate and operating effectively.

Based on the framework of Internal Financial controls and compliance systems established and maintained by the company, work performed by the internal, statutory and secretarial auditors and external consultants including audit of internal financial controls over financial reporting by statutory auditors, and the reviews performed by management and the relevant board committees, including the Audit committee, the board is of the opinion that company's internal financial controls were adequate and effective during the FY 2021-22.

18. RISK MANAGEMENT FRAMEWORK

The Company's risk management framework is based on a clear understanding of various risks, disciplined risk assessment and measurement procedures and continuous monitoring. The procedures established for this purpose are continuously benchmarked with industry best practices. The Board of Directors has oversight on all the risks assumed by the Company. The Board reviews the level and direction of major risks pertaining to market, liquidity, operational, compliance, and capital at risk as part of risk profile overview.

The Company's business faces various risks - strategic as well as operational in respect of all its Divisions. The Company has an adequate risk management system, which takes care of identification, assessment and review of risks as well as their mitigation plans put in place by the respective risk owners. The risks which were being addressed by the Company during the year under review included risks relating to market conditions, environmental, information technology etc. The Company has developed and implemented the structured framework for proactive management of all risks related to the business of the Company and to make it more certain that growth and earnings targets as well as strategic objectives are met.

In the opinion of the Board, there is no such element of risk which may threaten the present existence of the Company.

19. BOARD EVALUATION

Pursuant to the provisions of the Companies Act, 2013 and Regulation 17(10) of SEBI (LODR) Regulations, 2015 the Board has carried out an annual performance evaluation of its own performance and that of its statutory committee and that of the individual directors. Independent Directors at their meeting without the participation of the Non-independent Directors and Management considered / evaluated the Boards' performance, Performance of the Chairman and other Non-independent Directors. The Board has undergone a formal review which comprised Board effectiveness and review of materials.

The Board of Directors expressed their satisfaction with the evaluation process.

COMPANY'S CODE OF CONDUCT FOR PREVENTION OF INSIDER TRADING

In accordance with the requirements of the Securities and Exchange Board of India (Prohibition of Insider Trading) Regulations, 2015 and amendments thereto, the Company has also in place a comprehensive code of conduct for prevention of insider trading.

20. CORPORATE GOVERNANCE

The Company is adhering to good corporate governance practices in every sphere of its operations. The Company has complied with the Corporate Governance requirements under the Companies Act, 2013 and as stipulated under Regulations 17 to 27 of the SEBI Listing Regulations) read with schedule II thereof. A separate report on Corporate Governance forms part of this Report along with the Certificate from the Practicing Company Secretary confirming compliance with the conditions of Corporate Governance.

21. CORPORATE SOCIAL RESPONSIBILITY

The Company has a Policy on Corporate Social responsibility (CSR) duly approved by the Board and the same has been hosted on Company's website at <https://www.premcoglobal.com/s/CSR-POLICY.pdf>. The CSR budget for the Financial

Year 2021-2022 was prepared in accordance with the provisions of Section 135 (5) of the Companies Act, 2013 read with the Company's CSR Policy. The amount so budgeted was fully spent on or before 31st March, 2022, the detailed report on CSR Activities/ Initiatives is enclosed as Annexure-3 to the report.

22. ANNUAL RETURN & EXTRACTS OF ANNUAL RETURN

In compliance with Section 134 (3)(a) of the Companies Act, 2013, the Annual Return and extract of Annual Return of the Company are made available on the website of the Company at <https://www.premcoglobal.com/investors>.

23. VIGIL MECHANISM/ WHISTLE BLOWER POLICY

Pursuant to Section 177(9) read with Regulation 22 of the SEBI Listing Regulations, your Company has duly established Vigil Mechanism for Directors and employees to report concerns about unethical behavior, actual or suspected fraud or violation of company's code of conducts or ethics policy. Audit Committee of the Board monitors and oversee the vigil mechanism.

The detailed policy related to this vigil mechanism is available in the Company's website at <https://www.premcoglobal.com/s/Whistle-Blower-Policy.pdf>.

24. INFORMATION REQUIRED UNDER SEXUAL HARASSMENT OF WOMEN AT WORKPLACE (PREVENTION, PROHIBITION & REDRESSAL) ACT, 2013

The Company has in place a Prevention of Sexual Harassment Policy in line with the requirements of the Sexual Harassment of Women at Workplace (Prevention, Prohibition and Redressal) Act, 2013.

The Company has been employing women employees in various cadres. There were no instances taken place in the Company during the year which are required to be reported under Sexual Harassment of Women at Workplace (Prevention, Prohibition and Redressal) Act, 2013.

25. Quality Policy

Your Company strive for 'excellence' by providing customized solutions, products & services that satisfies the requirements of our Customers and continuously improve quality, reliability & services with the help of an effective Quality Management System, encompassing all statutory, regulatory, health, safety & environment requirements at our work place.

26. FAMILIARIZATION PROGRAMME FOR INDEPENDENT DIRECTORS

Independent Directors are familiarized with their roles, rights and responsibilities in the Company as well as with the nature of industry and business model of the Company through induction programmers' at the time of their appointment as Directors and through presentations on

economy & industry overview, key regulatory developments, strategy and performance which are made to the Directors from time to time.

27. DETAILS OF SUBSIDIARY/JOINT VENTURES/ ASSOCIATE COMPANIES:

The Company does not have Joint Ventures/Associate Companies. The Company has incorporated foreign subsidiary in Vietnam viz. Premco Global Vietnam Company Limited in which it holds 85%. Pursuant to the provisions of Section 129(3) of the Act, a statement containing the salient features of financial statements of the Company's subsidiaries in Form No. AOC-1 is annexed to the report (Annexure-1).

Further, pursuant to the provisions of Section 136 of the Act, the financial statements of the Company, consolidated financial statements along with relevant documents and separate audited financial statements in respect of subsidiaries, are available on the Company's website on <https://www.premcoglobal.com/investors>.

28. HUMAN RESOURCE

Company treats its "human resources" as one of the most important assets. The Management of the Company lays continuous focus on human resources, who are trained and updated on various issues from time to time to attain the required standards. The correct recruitment practices are in place to attract the best technical manpower to ensure that the Company maintains its competitive position with respect to execution. Your Company continuously invests in attraction, retention and development of talent on an ongoing basis.

29. INTERNAL CONTROL AND ITS ADEQUACY

The Company has adequate internal controls and processes in place with respect to its financial statements which provide reasonable assurance regarding the reliability of financial reporting and the preparation of financial statements. These controls and processes are driven through various policies, procedures and certifications. The processes and controls are reviewed periodically. The Company has a mechanism of testing the controls at regular intervals for their operating effectiveness to ascertain the reliability and authenticity of financial information.

30. Transfer of Unclaimed Dividend and Shares to Investor Education and Protection Fund (IEPF)

In compliance with the provisions of Section 124 (5) of the Companies Act, 2013 read with Investor Education and Protection Fund Authority (Accounting, Audit, Transfer and Refund) Rules, a sum of Rs. 3,90,570 /- being the dividend lying unclaimed out of the dividend declared by the Company for the Financial Year 2013-2014 were transferred to IEPF on 12th October 2021 .The details of the said unclaimed dividend transferred is available at the website of the Company at <https://www.premcoglobal.com/investors>



Similarly, During the period under review 74,200 Equity Shares pertaining to financial year 2013-2014 have been transferred to IEPF authorities on 18th October 2021 vide Corporate Action in compliance with the provisions of Section 124 of the Companies Act, 2013 and Rule 6 of Investor Education and Protection Fund Authority (Accounting, Audit, Transfer and Refund) Rules, 2016 after sending letters to those Shareholders and also making an advertisement in the newspapers in this regard. Details of these shares transferred to IEPF are available on the website of the Company at <https://www.premcoglobal.com/investors>

31. SIGNIFICANT AND MATERIAL ORDERS:

There are no Significant and material orders passed by the regulators or courts or tribunals impacting the going concern status and company's operations in future.

32. CONSERVATION OF ENERGY, TECHNOLOGY ABSORPTION ETC. & FOREIGN EXCHANGE EARNINGS AND OUTGOINGS:-

The information as required under Section 134(3)(m) of the Companies Act, 2013 read with Rule 8(3) of the Companies (Accounts) Rules, 2014 with respect to conservation of energy, technology absorption and foreign exchange earnings is given below:

A. Conservation of energy:

I. The steps taken or impact on conservation of energy

Company invested a sum of Rs. 15 Lacs in Solar Panels previous year, the same has resulted in a reduction of Electricity bill by 0.15 Lacs per month/1.8 Lacs per annum.

II. The steps taken by the company for utilising alternate sources of energy

Company manufactures Micro Elastic tapes. These tapes requires less finishing and hence less energy is consumed by heated drums.

III. The capital investment on energy conservation equipment's

As explained in point No.(ii) above the Company do not propose any major capital investment on energy conservation equipment's because the existing arrangement are sufficient to cater the company need and are cost effective.

B. Technology absorption:

I. The efforts made towards technology absorption.

The Company made significant efforts towards up-gradating / modifying machines and latest technology for better productivity to reduce operating costs and wastages.

The benefits derived like product improvement, cost reduction, product development or import substitution

The improved efficiency in production has resulted in substantial cost reduction due to lower wastages. The Company is endeavor to deliver best quality products at a lower cost.

II. The details of technology imported

Company imported new technology/looms during current Financial Year for augment and higher capacity.

C. Foreign exchange earnings and Outgo:

The Foreign Exchange earned in terms of actual inflows during the year and the Foreign Exchange outgoes during the year are:

(Rs. In Lacs)

PARTICULARS	2021-2022	2020-2021
Foreign Exchange Earning	4,440.21	2,076.35
Foreign Exchange Outgo		
- Raw Materials & Spares	22.73	-
- Capital Goods	54.57	34.33
- Travelling	7.76	8.17
- Expenses for Export	2.36	-
- Insurance Charges	0.10	-
- Advertisement Expenses	1.49	-
- Professional Fees	84.34	106.94
- Others	-	5.59

33. MANAGERIAL REMUNERATION

A) Details of the ratio of the remuneration of each director to the median employee's remuneration and other details as required pursuant to Rule 5(1) of the Companies (Appointment and Remuneration of Managerial Personnel) Rules, 2014

Name of the Director	Designation	Ratio of remuneration to median remuneration to all employees
Mr. Ashok B. Harjani	Chairman & Managing Director	43.00
Mr. Lokesh P. Harjani	Whole Time Director	32.74
Mrs. Nisha P. Harjani	Director and CFO	19.37
Mrs. Sonia A. Harjani	Director	1.10

- B) The percentage increase in remuneration of each Director, Chief Financial Officer, Chief Executive Officer, Company Secretary.

Particulars	% increase in remuneration
Mr. Ashok B. Harjani, Managing Director	10%
Mr. Lokesh P. Harjani, Whole Time Director	10%
Mrs. Nisha P. Harjani, Director and CFO	10%
Mrs. Sonia A. Harjani, Director	10%
Mr. R. C. Panwar, CEO	10%
Mr. Gaurish Tawte, Company Secretary	11%

- Independent Directors are given only sitting fees.

- C) Percentage increase in the median remuneration of employees in financial year 1.45%.
- D) The number of permanent employees as on 31st March, 2022 was 216.
- E) Company has not made any public offer in the recent previous and accordingly the comparison of public offer price and current market price would not be relevant.
- F) Average percentile increase already made in the salaries of employees other than the managerial personnel in last financial year and its comparison with the percentile increase in managerial remuneration and justification thereof and point out if there are any exceptional circumstances for increase in the managerial. :-

It can be seen that increase in managerial remuneration is quite minimal as compared to last year, and the same has been approved by Nomination and Remuneration Committee. Whereas the employee's remuneration has been increased as per market trends and in line of trade.
- G) No employee's remuneration throughout the year 2021-2022 exceeded Rupees One Crore and two Lakh or more per annum.
- H) No employee employed for a part of the year is in receipt of remuneration aggregating to Rupees Eight Lakhs Fifty thousand or more per month.
- I) Any shareholder interested may write to the Company Secretary for obtaining the statement containing particulars of employees as required under Section 197(12) of the Act read with Rule 5(2) of the Companies (Appointment and Remuneration of Managerial Personnel) Rules, 2014. Further, the report and the accounts are being sent to the members excluding the

aforesaid. The same is also open for inspection at the Registered Office of the Company.

- J) No employee's remuneration was in excess of the remuneration drawn by the managing director or whole-time director or manager and does not holds by himself or along with his spouse and dependent children, any equity shares more than 2% of the of the company.

34. MANAGEMENT DISCUSSION AND ANALYSIS REPORT:

In terms of the provisions of Regulation 34 of the Listing regulations, the Management's discussion and analysis report is annexed to the Annual report.

35. THE DETAILS OF APPLICATION MADE OR ANY PROCEEDING PENDING UNDER THE INSOLVENCY AND BANKRUPTCY CODE, 2016 (31 OF 2016) DURING THE YEAR ALONGWITH THEIR STATUS AS AT THE END OF THE FINANCIAL YEAR:-

There were no application made or no proceeding pending under the Insolvency and Bankruptcy Code, 2016 during the year.

36. ACKNOWLEDGEMENT:

Your Directors wish to place on record their appreciation for the co-operation extended by all the employees, Bankers, Financial Institutions, various State and Central Government authorities and stakeholders.

For Premco Global Limited

Sd/-

Ashok B. Harjani
Chairman & Managing Director
DIN-00725890

Place: Mumbai
Date: 21st May 2022

**ANNEXURE 1****Form AOC-1**

(Pursuant to first proviso to sub-section (3) of section 129 read with rule 5 of Companies (Accounts) Rules, 2014)

Statement containing salient features of the financial statement of subsidiaries/associate companies/joint ventures**Part "A": Subsidiaries**

(Information in **respect** of each subsidiary to be presented with amounts in Rs. in Lacs)

Sl. No.	Particulars	Details
1.	Name of the subsidiary	Premco Global Vietnam Company Limited
2.	Reporting period for the subsidiary concerned, if different from the holding company's reporting period	January 1, 2021 to December 31, 2021
3.	Reporting currency and Exchange rate as on the last date of the relevant Financial year in the case of foreign subsidiaries	VND Rs. 1 = 302.7808 VND
4.	Share capital	540.23
5.	Reserves & surplus	2,772.47
6.	Minority Interest	542.99
7.	Total assets	4,000.42
8.	Total Liabilities	4,000.42
9.	Investments	-
10.	Turnover	5,415.19
11.	Profit before taxation	968.18
12.	Provision for taxation	164.80
13.	Profit after taxation	803.39
14.	Proposed Dividend	-
15.	% of shareholding	85%
16.	Country	Vietnam

Note: Indian rupee equivalent to the given foreign currencies in the account of subsidiary company is based on exchange rate as on March 31, 2022.

For Premco Global Limited

Sd/-

Ashok B. Harjani
Chairman & Managing Director
 DIN:00725890

Date: 21st May 2022
 Place: Mumbai

PREMCO GLOBAL LTD

ANNEXURE 2

Form No. AOC-2

(Pursuant to clause (h) of sub-section (3) of section 134 of the Companies Act, 2013 and Rule 8(2) of the Companies (Accounts) Rules, 2014)

1. Details of contracts or arrangements or transactions not at arm's length basis: Premco Global Limited has not entered into any contract/arrangement/transaction with its related parties which are not at arms length basis during FY 2021-22.
2. Details of material contracts or arrangement or transactions at arm's length basis: (Rs. in Lacs)

Name(s) of the related party	Premco Industries	Premco Global Vietnam Company Limited	Mrs. Ahilya A. Harjani	Mr. Andrew Harding
Nature of relationship	Mr.Ashok Harjani, Managing Director is a partner.	Subsidiary Company	Relative of Director	Relative of Director
Nature of contracts / arrangements / transactions	Rent paid	Sale to Subsidiary	Remuneration	Remuneration
Duration of the contracts / arrangements / transactions	12 Months	-	-	-
Salient terms of the contracts or arrangements or transactions including the value, if any (in Lacs)	VALUE: 53.50 Lacs	VALUE: 1232.73 Lacs	VALUE 16.75 Lacs	VALUE 22.32 Lacs
Date(s) of approval by the Board, if any	24.06.2021	24.06.2021	24.06.2021	24.06.2021
Amount paid as advances, if any	NA	NA	NA	NA

For Premco Global Limited

Sd/-

Ashok B. Harjani
Chairman & Managing Director
DIN: 00725890

Date: 21st May 2022
Place: Mumbai

(ANNEXURE 3)

ANNUAL REPORT ON CSR ACTIVITIES

1. Brief outline on CSR Policy of the Company:

Premco Global Limited's key focus areas of CSR are providing healthcare services, education, sports, providing medical facilities and food facilities to needy students & orphans and social welfare activities.

2. Composition of CSR Committee:

Sl. No.	Name of Director	Designation/ Nature of Directorship	Number of meetings of CSR Committee held during the year	Number of meetings of CSR Committee attended during the year
1	Mr. Rajesh M. Mahtani	Independent Director-Chairman – CSR Committee	1	1
2	Mr. Ashok B. Harjani	Managing Director	1	1
3	Mr. Lokesh P. Harjani	Whole-Time Director	1	1

3. Provide the web-link where Composition of CSR committee, CSR Policy and CSR projects approved by the board are disclosed on the website of the company : Composition of the CSR committee shared above and is available on the Company's website on <https://www.premcoglobal.com/s/Committees-WEBSITE.pdf>

CSR policy: <https://www.premcoglobal.com/s/CSR-POLICY.pdf>

CSR projects: <https://www.premcoglobal.com/social-responsibility>

4. Provide the details of Impact assessment of CSR projects carried out in pursuance of sub-rule (3) of rule 8 of the Companies (Corporate Social Responsibility Policy) Rules, 2014, if applicable (attach the report) : NA

5. Details of the amount available for set off in pursuance of sub-rule (3) of rule 7 of the Companies (Corporate Social Responsibility Policy) Rules, 2014 and amount required for set off for the financial year, if any: NA

Sl. No.	Financial Year	Amount available for set-off from preceding financial years (in Rs)	Amount required to be set-off for the financial year, if any (in Rs)
1	NA	NA	NA
	TOTAL		

6. Average net profit of the company as per section 135(5): Rs. 71.29 Lacs.

7. (a) Two percent of average net profit of the company as per section 135(5) : Rs. 1.42 Lacs

(b) Surplus arising out of the CSR projects or programmes or activities of the previous financial years.: Nil

(c) Amount required to be set off or the financial year, if any: Nil

(d) Total CSR obligation for the financial year (7a+7b- 7c) : Rs. 1.42 Lacs

8. (a) CSR amount spent or unspent for the financial year:

Total Amount Spent for the Financial Year. (in Rs.)	Amount Unspent (in Rs.)				
	Total Amount transferred to Unspent CSR Account as per section 135(6).		Amount transferred to any fund specified under Schedule VII as per second proviso to section 135(5).		
	Amount.	Date of transfer.	Name of the Fund	Amount.	Date of transfer.
Rs.11.55 Lacs	NIL	NIL	NIL	NIL	NIL

(b) Details of CSR amount spent against ongoing projects for the financial year: NA

(1)	(2)	(3)	(4)	(5)		(6)	(7)	(8)	(9)	(10)	(11)	
Sl. No.	Name of the Project.	Item from the list of activities in Schedule VII to the Act.	Local area (Yes/No).	Location of the project.		Project duration.	Amount allocated for the project (in Rs.).	Amount spent in the current financial Year (in Rs.).	Amount transferred to Unspent CSR Account for the project as per Section 135(6) (in Rs.).	Mode of Implementation - Direct (Yes/No).	Mode of Implementation - Through Implementing Agency	
				State	District						Name	CSR Registration number
1												
2												
3												
	TOTAL											

(c) Details of CSR amount spent against other than ongoing projects for the financial year:

Rs. in Lacs

Sr. No.	CSR project	Item from the list of activities in schedule VII to the Act.	Local Area Yes/No	State and District	Amount Spent for the Project	Mode of Implementation Direct (Yes or No)	Amount Spent direct or through implementing agency	CSR Registration Number
1	Promoting Education	Child Education	No	Thane Maharashtra	4.8	Yes	ST.GONSALO GARCIA ASHRAM	CSR00024069
2	Social Upliftment	To Promote Medical and Healthcare	Yes	Mumbai Maharashtra	1.00	Yes	POOR BOX CHARITY FUND	CSR00003368
3	To Promote Sports	Sports	No	Thane Maharashtra	0.25	Yes	THE THANE CITY & DISTRICT BADMINTON ASSOCIATION	CSR00012940
4	Promoting Education	Child Education	No	Mathura Uttarpradesh	5.00	Yes	JAN JAGRATI SEVARTH SANSTHAN	CSR00006903
5	Social Upliftment	To Promote Medical and Healthcare	Yes	Mumbai Maharashtra	0.5	Yes	V CARE FOUNDATION	CSR00002134
	TOTAL AMOUNT SPENT				11.55			

d) Amount spent in Administrative Overheads: Nil

e) Amount spent on Impact Assessment, if applicable: Nil

f) Total amount spent for the Financial Year (8b+8c+8d+8e): Rs. 11.55 Lacs

g) Excess amount for set off, if any

Sl. No.	Particular	Amount (in Rs.)
(i)	Two percent of average net profit of the company as per section 135(5)	Rs. 1.42 Lacs
(ii)	Total amount spent for the Financial Year	Rs. 11.55 Lacs
(iii)	Excess amount spent for the financial year [(ii)-(i)]	Rs. 10.12Lacs
(iv)	Surplus arising out of the CSR projects or programmes or activities of the previous financial years, if any	Nil
(v)	Amount available for set off in succeeding financial years [(iii)-(iv)]	Rs. 10.12 Lacs

9. (a) Details of Unspent CSR amount for the preceding three financial years: NA

Sl. No.	Preceding Financial Year.	Amount transferred to Unspent CSR Account under section 135 (6) (in Rs.)	Amount spent in the reporting Financial Year (in Rs.).	Amount transferred to any fund specified under Schedule VII as per section 135(6), if any.			Amount remaining to be spent in succeeding financial years. (In Rs.)
				Name of the Fund	Amount (in Rs).	Date of transfer.	
1							
2							
3							
	TOTAL						

(b) Details of CSR amount spent in the financial year for ongoing projects of the preceding financial year(s): NA

(1)	(2)	(3)	(4)	(5)	(6)	(7)	(8)	(9)
Sl. No.	Project ID.	Name of the Project.	Financial Year in Which the project was commenced.	Project duration.	Total amount allocated for the project (in Rs.).	Amount spent on the project in the reporting Financial Year (in Rs).	Cumulative amount spent at the end of reporting Financial Year. (In Rs.)	Status of the project - Completed /Ongoing.
1								
2								
3								
	TOTAL							

10. In case of creation or acquisition of capital asset, furnish the details relating to the asset so created or acquired through CSR spent in the financial year (asset-wise details)

(a) Date of creation or acquisition of the capital asset(s) : None

(b) Amount of CSR spent for creation or acquisition of capital asset : nil

(c) Details of the entity or public authority or beneficiary under whose name such capital asset is registered, their address etc. : Not Applicable

(d) Provide details of the capital asset(s) created or acquired (including complete address and location of the capital asset) : Not Applicable

11. Specify the reason(s), if the company has failed to spend two per cent of the average net profit as per Section 135(5):
Not Applicable

For Premco Global Limited

Sd/-

Ashok B. Harjani
Managing Director
DIN-00725890

Date: 21st May 2022
Place: Mumbai

Sd/-

Rajesh M. Mahtani
Chairman CSR Committee
DIN- 00736091

(ANNEXURE 4)

Form No. MR-3

SECRETARIAL AUDIT REPORT

FOR THE FINANCIAL YEAR ENDED 31st MARCH 2022

[Pursuant to section 204(1) of the Companies Act, 2013 and rule No.9 of the Companies (Appointment and Remuneration of Managerial Personnel) Rules, 2014]

To,
The Members,
PREMCO GLOBAL LIMITED
CIN:L18100MH1986PLC040911
Mumbai

We have conducted the secretarial audit of the compliance of applicable statutory provisions and the adherence to good corporate practices by PREMCO GLOBAL LIMITED (hereinafter called the company). Secretarial Audit was conducted in a manner that provided us a reasonable basis for evaluating the corporate conducts/statutory compliances and expressing our opinion thereon.

Based on our verification of the Company of books, papers, minute books, forms and returns filed and other records maintained by the company and also the information provided by the Company, its officers, agents and authorized representatives during the conduct of secretarial audit, we hereby report that in our opinion, the company has, during the audit period covering the financial year ended on 31st March 2022 complied with the statutory provisions listed hereunder and also that the Company has proper Board-processes and compliance-mechanism in place to the extent, in the manner and subject to the reporting made hereinafter:

We have examined the books, papers, minute books, forms and returns filed and other records maintained by the Company for the financial year ended on 31st March 2022 according to the provisions of:

- (i) The Companies Act, 2013 (the Act) and the rules made there under;
- (ii) The Securities Contracts (Regulation) Act, 1956 ('SCRA') and the rules made there under;
- (iii) The Depositories Act, 1996 and the Regulations and Bye-laws framed there under;
- (iv) Foreign Exchange Management Act, 1999 and the rules and regulations made there under to the extent of Foreign Direct Investment, Overseas Direct Investment and External Commercial Borrowings; (Not applicable to the Company during the Audit Period);
- (v) The following Regulations and Guidelines prescribed under the Securities and Exchange Board of India Act, 1992 ('SEBI Act'):-

- (a) The Securities and Exchange Board of India (Listing Obligation and Disclosure Requirements) Regulations, 2015;
- (b) The Securities and Exchange Board of India (Substantial Acquisition of Shares and Takeovers) Regulations, 2011;
- (c) The Securities and Exchange Board of India (Prohibition of Insider Trading) Regulations, 2015;
- (d) The Securities and Exchange Board of India (Issue of Capital and Disclosure Requirements) Regulations, 2018; There were no further issue of securities during the year under review.
- (e) The Securities and Exchange Board of India (Share Based Employee Benefits) Regulations, 2014;
- (f) The Securities and Exchange Board of India (Issue and Listing of Debt Securities) Regulations, 2008; (Not applicable to the Company during the Audit Period)
- (g) The Securities and Exchange Board of India (Registrars to an Issue and Share Transfer Agents) Regulations, 1993 regarding the Companies Act and dealing with client;
- (h) The Securities and Exchange Board of India (Delisting of Equity Shares) Regulations, 2009; There were no proposals for delisting of its Equity shares during the year under review.
- (i) The Securities and Exchange Board of India (Buyback of Securities) Regulations, 1998; There were no Buy Back of its Equity shares during the year under review.
- (vi) Other laws applicable to Company
 1. Custom Act 2013
 2. Foreign Trade Policy 2015-2020
 3. Excise laws and Other State Vat Laws applicable
 4. Labour Laws and other incidental laws related to labour and employees.
 5. Shop and Establishment Act & Rules (State wise)
 6. Acts prescribed under prevention and control of pollution and environmental protection.



We have also examined compliance with the applicable clauses of the following:

- (i) Secretarial Standards issued by the Institute of Company Secretaries of India;
- (ii) The Listing Regulations entered into by the Company with the BSE Limited and Securities and Exchange Board of India (Listing Obligation and Disclosure Requirements), Regulations 2015.

During the period under review the Company has complied with the provisions of the Act, Rules, Regulations, Guidelines, Standards mentioned above.

We further report that

The Board of Directors of the Company is duly constituted with proper balance of Executive Directors, Non-Executive Directors and Independent Directors. The changes in the composition of the Board of Directors that took place during the period under review were carried out in compliance with the provisions of the Act.

Adequate notice is given to all directors to schedule the Board Meetings, agenda and detailed notes on agenda were sent at least seven days in advance, and a system exists for seeking and obtaining further information and clarifications on the agenda items before the meeting and for meaningful participation at the meeting.

Majority decisions of the Board are carried out unanimously as recorded in the minutes of the meetings of the Board of Directors.

We further report that there are adequate systems and processes in the company commensurate with the size and operations of the company to monitor and ensure compliance with applicable laws, rules, regulations and guidelines.

This Report is to be read with our letter of even date which is annexed as Annexure A and forms an integral part of this Report.

For **SANJAY DHOLAKIA & ASSOCIATES**

Sd/-

(SANJAY R DHOLAKIA)
Practising Company Secretary
Proprietor

Membership No. 2655 /CP No. 1798
Date: 21st May, 2022
Place: Mumbai
UDIN: F002655D000358967

PREMCO GLOBAL LTD

Annexure A

To,

The Members,

PREMCO GLOBAL LIMITED

Mumbai

Our report of even date is to be read along with this letter.

1. Maintenance of secretarial record is the responsibility of the management of the Company. Our responsibility is to express an opinion on these secretarial records based on our audit.
2. We have followed the audit practices and processes as were appropriate to obtain reasonable assurance about the correctness of the contents of the secretarial record. The verification was done on test basis to ensure that the correct facts are reflected in secretarial records. We believe that the practices and processes we followed provide a reasonable basis for our opinion.
3. We have not verified the correctness and appropriateness of financial records and Books of Accounts of the company.
4. Where ever required, we have obtained management representation about the compliance of laws, rules, regulations, norms and standards and happening of events.
5. The compliance of the provisions of Corporate and other applicable laws, rules, regulations, norms and standards is the responsibility of management. Our examination was limited to the verification of procedure on test basis.
6. The secretarial audit report is neither an assurance as to the future viability of the Company nor of the efficacy or effectiveness with which the management has conducted the affairs of the Company.

For **SANJAY DHOLAKIA & ASSOCIATES**

Sd/-

(SANJAY R DHOLAKIA)
Practising Company Secretary
Proprietor

Membership No. 2655 /CP No. 1798

Date: 21st May, 2022

Place: Mumbai

UDIN: F002655D000358967



(ANNEXURE 5)

CERTIFICATE OF NON-DISQUALIFICATION OF DIRECTORS

*(pursuant to Regulation 34(3) and Schedule V Para C clause (10)(i) of the SEBI
(Listing Obligations and Disclosure Requirements) Regulations, 2015)*

To,
The Members of
Premco Global Limited
CIN: L18100MH1986PLC040911

I have examined the relevant registers, records, forms, returns and disclosures received from the Directors of PREMCO GLOBAL LIMITED having CIN L18100MH1986PLC040911 having registered office at Urmi Estate, Tower-A, 11th floor, 95 Ganpatrao Kadammarg, Lower Parel (W), Mumbai - 400013 (hereinafter referred to as 'the Company'), produced before me by the Company for the purpose of issuing this Certificate, in accordance with Regulation 34(3) read with Schedule V Para-C Sub clause 10(i) of the Securities Exchange Board of India (Listing Obligations and Disclosure Requirements) Regulations, 2015.

In my opinion and to the best of my information and according to the verifications (including Directors Identification Number (DIN) status at the portal www.mca.gov.in) as considered necessary and explanations furnished to me by the Company & its officers, I hereby certify that none of the Directors on the Board of the Company for the Financial Year ending on 31st March, 2022 have been debarred or disqualified from being appointed or continuing as Directors of companies by the Securities and Exchange Board of India, Ministry of Corporate Affairs or any such other Statutory Authority

Ensuring the eligibility of for the appointment / continuity of every Director on the Board is the responsibility of the management of the Company. Our responsibility is to express an opinion on these based on our verification. This certificate is neither an assurance as to the future viability of the Company nor of the efficiency or effectiveness with which the management has conducted the affairs of the Company.

For **SANJAY DHOLAKIA & ASSOCIATES**

Sd/-

(SANJAY DHOLAKIA)

Practising Company Secretary

Proprietor

Place: Mumbai

Date: 21st May, 2022

FCS 2655 CP 1798

UDIN: F002655D000358989

(ANNEXURE 6)

Secretarial Compliance Report of Premco Global Limited for the year ended 31st March, 2022

(Pursuant to Regulation 24A(2) SEBI (Listing Obligations and Disclosure Requirements), Regulations, 2015 read with circular dated 8th February 2019 issued by SEBI)

I Sanjay Dholakia, Practising Company Secretary have examined:

- (a) All the documents and records made available to us and explanation provided by Premco Global Limited (“the listed entity”),
- (b) The filings / submission made by the listed entity to the stock exchanges,
- (c) Website of the listed entity,

For the year ended (“Review Period”) in respect of compliance with the provisions of:

- (a) The Securities and Exchange Board of India Act ,1992 (“SEBI Act”) and the Regulations , circulars ,guidelines issued thereunder; and
- (b) The Securities Contract (Regulation) Act ,1956 (“SCRA”) , rules made thereunder and the Regulation , circulars , guidelines issued thereunder by the Securities and Exchange Board of India (“SEBI Act”);

The specific Regulations, whose provisions and the circulars / guidelines issued thereunder, have been examined,include:-

- (a) Securities and Exchange Board of India (Listing Obligations and Disclosure Requirement) Regulations ,2015;
- (b) Securities and Exchange Board of India (Issue of Capital and Disclosure Requirement) Regulations ,2018; (Not Applicable during the period).
- (c) Securities and Exchange Board of India (Substantial Acquisition of Shares and Takeovers) Regulations, 2011;
- (d) Securities and Exchange Board of India (Share Based Employee Benefits) Regulations, 2014;
- (e) Securities and Exchange Board of India (Issue and Listing of Debt Securities) Regulations, 2008;(Not Applicable during the period).
- (f) Securities and Exchange Board of India (Prohibition of Insider Trading) Regulations, 2015;
- (g) Securities and Exchange Board of India (Depositories and Participants) Regulations, 2018 And circulars / guidelines issued thereunder.

Note: The aforesaid list of SEBI regulations is only the list of Regulations which were applicable to the Company during the year under review.

And based on the above examination, I hereby report that, during the Review Period:

- (a) The listed entity has complied with the provisions of the above Regulations and circulars / guidelines issued thereunder , except in respect of matters specified below :-

Sr. No.	Compliance Requirement (Regulations/Circulars/Guidelines including specific clause)	Deviations	Observations /Remarks Of The Practising Company Secretary
1.	NIL	NIL	NIL



- (b) The listed entity has maintained proper records under the provisions of the above Regulations and circulars / guidelines issued thereunder insofar as it appears from my /our examination of those records.
- (c) The following are the details of actions taken against the listed entity / its promoters / directors / material subsidiaries either by SEBI or by Stock Exchanges (including under the standard operating procedures issued by SEBI through various circulars) under the aforesaid Acts / Regulations and circulars /guidelines issued thereunder :

Sr. No.	Action Taken By	Details Of Violation	Details Of Action Taken E.G. Fines, Warning Letter, Debarment, Etc.	Observations/ Remarks Of The Practicing Company Secretary, If Any.
	NIL	NIL	NIL	NIL

For **SANJAY DHOLAKIA & ASSOCIATES**

Sd/-

(SANJAY DHOLAKIA)
Practicing Company secretary
Proprietor

Place: Mumbai
Date: 21st May, 2022
FCS 2655 CP 1798
UDIN: F002655D000358923

MANAGEMENT DISCUSSION AND ANALYSIS REPORT

Overview

At the start of 2022, the world was ushered into troubled waters yet again – this time, with a serious geopolitical crisis at hand as Russia decided to wage a war against Ukraine. This meant that financial bodies revisited estimates and governments across the global were staring at lowered projections.

Overview of the World Economic Outlook Projections (%) :

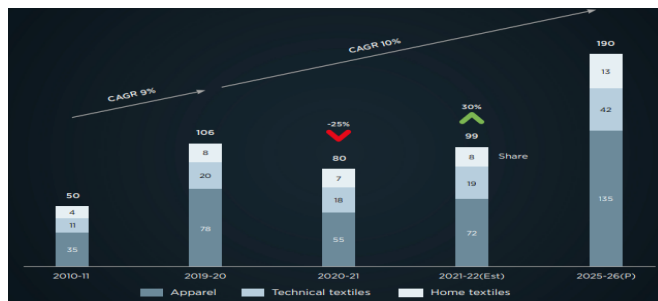
	2021	Projections	
		2022	2023
World Output	6.1	3.6	3.6
Advanced Economies	5.2	3.8	2.4
Emerging Market and Developing Economies	6.8	3.8	4.4
Emerging and Developing Asia	7.3	5.4	5.6
China	8.1	4.4	5.1
India	8.9	8.2	6.9

Source: World Economic Outlook, IMF

INDIAN TEXTILE INDUSTRY

The Indian domestic textile and apparel market was estimated at US\$ 99 bn in 2021-22 and has seen a 30% recovery since 2020-21. The market is expected to grow at 10% CAGR from 2019-20 to reach US\$ 190 bn by 2025-26.

The Union Budget 2022-23 presented various incentives to help the textile sector cover losses incurred during the pandemic and grow as a global player



India's textiles industry contributed 7% to the industry output (by value) . The Indian textiles and apparel industry contributed 2.3% to the GDP, 12% to export earnings and employs more than 21% of total employment.

India's textiles industry has around 4.5 crore employed workers including 35.22 lakh handloom workers across the country. Exports of textiles (RMG of all textiles, cotton yarns/fabs/made-ups/handloom products, man-made yarns/fabs/made-ups, handicrafts excluding handmade carpets, carpets and jute mfg. including floor coverings) stood at US\$ 29.8 billion between April-December 2021.

The Indian textiles market is expected to be worth more than US\$ 209 billion by 2029.

TECHNICAL TEXTILES IN INDIA

PREMCO GLOBAL LIMITED, is a member of Technical Textiles Association. Technical textiles are textiles materials and products used for their technical performance and functional properties. Technical Textile has a huge scope in India and is a sunrise sector.

India is the 6th largest producer of Technical Textiles with 7% Global Share.

India accounts for 7.6% (USD 19 Billion) of the world's technical textile production (USD 250 Billion) Technical textile makes around 13% of India's overall textile and garment industry and adds 0.7 percent to India's GDP. According to commerce ministry of India, the Technical Textile sector is expected to grow at a significant growth rate of 20% p.a. over the next five years.

OPPORTUNITIES AND THREATS FOR THE COMPANY

OPPORTUNITIES:

For the apparel industry in general and our market in particular:

- Company has a locational advantage of supplying goods to its overseas customers, as it also has a plant in VIETNAM, which is presently a large global textile Hub, and ranks amongst the most rapidly growing countries for textiles manufacturing and exporting.
- Increasing fashion consciousness, higher disposal incomes and consumers becoming more aspirational, discerning and brand savvy, will help the brands for which Company has been manufacturing ELASTIC TAPES grow rapidly and will increase the demand for Company's products.
- In 2018-19, Company received SINGLE STAR EXPORT HOUSE CERTIFICATE, which will enable our company to be recognized for ease of operation with tax and banking officials.
- Setting up of new factory: Based on current growth trends and market opportunities, the Board of Directors at its meeting held on 21st May 2022 granted approval for setting up New Factory at Gujarat for Capacity expansion with a capital outlay of Rs.18 crores to be funded through internal Accruals of Company and bank borrowings.

THREATS

Many major international apparel brands and textile companies have commenced operations in India realizing that Indian markets are likely to emerge as one of the largest markets in the world in the next few decades. Due to this we expect enhanced competition for the Company's Products.

Company's Exposure to Foreign Currency Risks due to Overseas Operations.

SEGMENTWISE PERFORMANCE:

The Company is mainly engaged in the business of Manufacturing of Woven & Knitted Elastic Tapes and all other activities of the Company revolve around the main business, and as such, there are no separate reportable segments.

OUTLOOK

Company continues to strive for maximizing its capacity utilization in India & Vietnam by concentrating on new customers and innovating and expanding its Product Mix for its Products.



1. FINANCIAL SUMMARY HIGHLIGHTS

The Financial Performance for financial year 2021-2022 is summarized in the following table: -

Rs. in Lakhs

Particulars	Standalone		Consolidated	
	March 2022	March 2021	March 2022	March 2021
Total Revenue	8,922.66	6,496.97	13,190.86	10,269.05
Expenses	7,327.73	5,596.33	10,197.13	7,728.19
Profit Before Finance Cost, Depreciation &	1,594.93	900.64	2,993.73	2,540.86
Finance Cost	76.98	80.85	196.14	166.54
Depreciation & Amortization Exp.	198.62	204.05	473.60	457.70
Profit/(Loss) before Extraordinary Items	1,319.33	615.74	2,323.99	1,916.62
Extraordinary Items	(17.32)	134.94	(17.32)	134.94
Profit/(Loss) before Taxation	1,336.65	480.80	2,341.31	1,781.68
Less : Provision for current Taxation	306.00	79.53	406.85	167.52
Deferred Taxation adjustment	76.40	44.69	76.39	44.69
Short/(Excess) Income Tax Provision	18.26	(2.88)	82.21	(2.88)
Profit/(Loss) After Taxation	935.99	359.46	1,775.86	1,572.35
Minority Interest	-	-	120.51	181.54
Other Comprehensive Income (Net of Tax)	12.50	(0.52)	12.49	(0.52)
Total Comprehensive Income	948.49	358.94	1667.84	1,571.83
Paid up Equity Share Capital	330.48	330.48	330.48	330.48
Earnings Per Share (Rs.)	28.32	10.88	50.09	42.08

FINANCIAL PERFORMANCE, OPERATIONS AND STATE OF THE COMPANY'S AFFAIRS

STANDALONE ANALYSIS

During the year under review, the total revenue stood at Rs. 8,922.66 Lacs as against Rs. 6,496.97 Lacs in the previous year. Company's revenue from operations stood at Rs. 8,640.22 Lacs as against Rs. 6,201.59 Lacs in the previous year. Other Income stood at Rs. 282.44 Lacs as compared to Rs. 295.38 Lacs in previous year. The Company incurred Net Profit after Tax of Rs. 935.99 Lacs as compared to Net Profit after Tax of Rs. 359.46 Lacs during the previous accounting year.

CONSOLIDATED ANALYSIS

During the year under review, on consolidated basis, the total Revenue stood at Rs. 13,190.86 Lacs as compared to Rs. 10,269.05 Lacs in the previous year. Revenue from operations stood at Rs. 12,822.69 Lacs as against Rs.9,954.46 Lacs in the previous year. Other Income stood at Rs. 368.17 Lacs as compared to Rs. 314.59 Lacs in previous year. Net Profit after Tax stood at Rs. 1,775.86 Lacs as compared to the Net Profit after Tax of Rs. 1,572.35 Lacs during the previous accounting year.

FINANCIAL VISION AND OUTLOOK:

The Company Targets to Maximize, its capacity utilisation in India & Vietnam by entering new markets like Europe and Bangladesh and introducing new Products.

Key financial measures (Standalone)

Particulars	2021-22	2020-21
Financial Stability Ratios :		
Total Debt/Equity (x)	0.05	0.10
Current Ratio (x)	3.67	2.95
Quick Ratio (x)	2.22	1.56
Interest cover (x)	0.05	0.14
Performance Ratios :		
Return on Assets (%)	0.11	0.04
RoCE (%)	0.19	0.07
Asset Turnover (%)	1.02	0.75
Working Capital/Sales (x)	0.36	0.42
Return on Equity (%)	0.14	0.06
Profitability Ratios :		
EBITDA (%)	18.85	12.34
PBT (%)	15.66	7.75
PAT (%)	10.98	5.79
Efficiency Ratios :		
Receivables in days	64	76
Inventory in days	88	147
Payables in days	41	48
Working capital cycle in days	253	295
Growth Ratios (Y-o-Y) :		
Net revenue growth (%)	37.34	30.72
Net sales growth (%)	38.40	36.91
EBITDA growth (%)	112.94	2330.78
PBT growth (%)	181.90	294.51
PAT growth (%)	164.24	237.55

Key financial measures (Consolidated)

Particulars	2021-22	2020-21
Financial Stability Ratios :		
Total Debt/Equity (x)	0.09	0.16
Current Ratio (x)	5.27	3.85
Quick Ratio (x)	3.49	2.27
Interest cover (x)	0.08	0.09
Performance Ratios :		
Return on Assets (%)	0.13	0.12
RoCE (%)	0.23	0.20
Asset Turnover (%)	1.03	0.87
Working Capital/Sales (x)	0.48	0.48
Return on Equity (%)	0.18	0.18
Profitability Ratios :		
EBITDA (%)	23.61	24.16
PBT (%)	18.39	17.89
PAT (%)	13.01	13.97
Efficiency Ratios :		
Receivables in days	43	56
Inventory in days	129	187
Payables in days	32	37
Working capital cycle in days	360	389
Growth Ratios (Y-o-Y) :		
Net revenue growth (%)	28.45	27.90
Net sales growth (%)	28.17	30.61
EBITDA growth (%)	25.88	123.93
PBT growth (%)	32.40	357.12
PAT growth (%)	19.96	274.41

MATERIAL DEVELOPMENT IN HUMAN RESOURCES (INCLUDING NO OF PERSONNEL EMPLOYED)

The Company believes that Human Resources is one of the most vital resources and a key pillar in providing the Organization a competitive edge in a current business environment.

The Work Environment is very challenging and performance oriented. The Company recognizes employees potential and provides them with growth opportunities and takes suitable measures for employees welfare.

As on 31st March 2022, Premco Global limited Employs 500 strong work force in Indian Operations and more than 200 Managers , Workers and staff in Vietnam.

Performance Management for Staff Members :

The Company has designed and implemented a Performance Management System (PMS) that allows individual Goal/KRA (Key Result Area) setting. This enables a two-way discussion between a Staff Member and his/her Reporting Manager (Coach) which ensures that the organization's objectives are percolated down to teams and individuals.

Talent Acquisition:

The Company continues to strengthen both leadership and managerial team. Taking into consideration the increasing scale of operation, we have inducted senior leaders and executives who bring rich experience from world-class organizations around the world, as well as youngsters, who bring fresh energy into our organization.

GROUP INSURANCE (COVID 19) :

Company Continues to cover its all employees for group insurance to ensure that all the employees get a safety cover and also ensures that all the plants comply with government norms to ensure social distancing and safety measures.

Company has also invested into PPE to ensure fumigation and other sanitization facilities within the Offices which work under COVID 19 scenarios.

For Employees in the Age Group of plus 60, the Company has offered them full Protection upto 3 Lacs for any disease by covering them in a separate Mediclaim Group Insurance Policy.

WORK FROM HOME FACILITY :

During the part of the year Company Company offered its employees work from Home facility to ensure that Company's IT integrated Solutions are used to fullest Extent , enable Company to meet the statutory requirements as well Tax Compliances in addition to Employee Working Facility.



REPORT ON CORPORATE GOVERNANCE

The Directors present the Company's report on Corporate Governance for the Year ended 31st March, 2022, in accordance with the Listing Agreement under the SEBI (Listing Obligations and Disclosure Requirements) Regulations, 2015 with BSE Limited, the Report containing the details of Corporate Governance systems and process at Premco Global Limited as under:

1) COMPANY'S PHILOSOPHY:

Corporate governance is a value-based framework to manage our Company affairs in a fair and transparent manner. As a responsible corporate citizen, we use this framework to maintain accountability in all our affairs and employ democratic and open processes. We are adopting applicable guidelines and best practices to ensure timely and accurate disclosure of information regarding our financials, performance and governance of the Company. Good Corporate Governance leads to long term shareholder value and enhances interest of other stakeholders. It brings into focus the fiduciary and the trusteeship role of the Board to align and direct the actions of the organization towards creating wealth and shareholder value. The Company's policies, practices and philosophy adopted since inception are in line with Corporate Governance. The Company governance philosophy is based on trusteeship, transparency and accountability. These policies, practices are required periodically to ensure its effective compliance. The composition of Board of Directors is well balanced with a view to manage the affairs of the Company efficiently and professionally. The Company's philosophy is to produce Woven & Knitted Elastic Tapes of high quality conforming to the International Standards and provide satisfaction to all stakeholders including customers, shareholders and employees.

The Company is in Compliance with the requirements stipulated under Regulation 17 to 27 read with Schedule V and clauses (b) to (i) of sub-regulation (2) of Regulation 46 of Securities and Exchange Board of India (Listing Obligation and Disclosure Requirements) Regulations, 2015 as applicable with regard to corporate governance.

2) BOARD OF DIRECTORS

The Company has Eight Directors on the Board out of which four are Non Executive-Independent Directors. The Board of Directors of the Company has an optimum combination of Executive, Non-Executive and Independent Directors including one women Independent Director, who have an in-depth knowledge of business, in addition to the expertise in their areas of specialization.

i. Composition and Category of Directors as of 31st March 2022 is as follows:

Category	Name of the Director	Other Directorship
Executive Directors	Mr. Ashok B. Harjani (Managing Director)	-
	Mr. Lokesh P. Harjani	1. Formulateip Technolegal Solutions Private Limited 2. Onspot Solutions Private Limited
	Mrs.Nisha P. Harjani (CFO)	Onspot Solutions Private Limited
Non-Executive & Independent Directors	Mrs.Sonia A. Harjani	-
	Ms.Sonu A. Chowdhary	-
	Mr.Rajesh M. Mahtani	-
	Mr.Prem I. Gidwani	-
	Mr.Lalit D. Advani	1) Shalimar Hotel Private Limited 2) Nitin Construction And Hotel Properties Pvt Ltd. 3) Terraco India Pvt Ltd 4) Eurobuild India Private Limited 5) Euroweave Exports Private Limited 6) Central Park Smart Hotels Private Limited 7) Estique Hotels Private Limited 8) Beautycraft Academy Private Limited

* Executive Directors belong to Promoter Group and are related to each other.

None of the Directors of the Company holds membership of more than 10 Board Committee or Chairmanships of more than 5 Board Committees. All the Independent Directors have confirmed that they meet the criteria of Independence and do not hold any shares of the Company.

ii. Number of Board Meetings held, dates on which held:

The Board of Directors duly met Five (5) times during the financial year from 1st April, 2021 to 31st March, 2022. The dates on which the meetings were held are as follows:

Sr. No.	Date of Board Meeting	Total No. of Directors	Total No. of Directors Present
1.	24 th June 2021	8	8
2.	12 th August 2021	8	7
3.	12 th November 2021	8	8
4.	15 th December 2021	8	8
5.	03 rd February 2022	8	7

The necessary Quorum was present for all the meetings.

iii. Attendance of each Director at the Board Meetings and the last AGM held on 6th August 2021:

Name of the Director	Category	No. of Board Meetings Attended	Last AGM attendance (Yes / No)
Mr.Ashok B. Harjani Chairman and Managing Director	Non Independent Executive	5	Yes
Mrs.Nisha P. Harjani Chief Financial Officer and Director	Non Independent Executive	3	Yes
Mr.Lokesh P. Harjani Whole Time Director	Non Independent Executive	5	Yes
Mrs.Sonia A. Harjani Director	Non Independent Executive	5	Yes
Mr.Lalit D. Advani	Independent Director Non-Executive	5	Yes
Mr.Rajesh M. Mahtani	Independent Director Non-Executive	5	Yes
Mr.Prem Indur Gidwani	Independent Director Non-Executive	5	Yes
Ms.Sonu A. Chowdhary	Independent Director Non-Executive	5	Yes

iv. The terms and conditions of appointment of Independent Directors & Familiarization programme are disclosed on the website of the company. The company has also obtained declarations from all the Independent Directors pursuant to section 149 (7) of the Companies Act, 2013.

- v. The details of Familiarization programme of the Independent Directors are available on the website of the Company. None of the Non-executive Directors during the year held any shares or convertible instruments. None of the Non-executive Directors had any inter-se relationships with the Company or with any of the Directors of the Company.
- vi. The Board evaluates the performance of Non-executive and Independent Directors every year. All the Non-executive and Independent Directors are eminent personalities having wide experience in the field of business, industry and administration. Their presence on the Board is advantageous and fruitful in taking business decisions.
- vii. The Independent Directors held a Meeting on 31st March 2022 without the attendance of Non-Independent Directors. The Independent Directors reviewed the performance of non-independent directors and the Board as a whole.

3) Committees of the Board:

Audit Committee :

Sr. No.	Name of the Director	Category	Designation
1.	Mr.Prem I. Gidwani	Non-Executive - Independent Director	Chairman
2.	Ms.Sonu A. Chowdhary	Non-Executive - Independent Director	Member
3.	Mr.Rajesh M. Mahtani	Non-Executive - Independent Director	Member
4.	Mr.Ashok B. Harjani	Chairman & Managing Director	Member

Stakeholders Relationship Committee

Sr. No.	Name of the Director	Category	Designation
1.	Mr.Rajesh M. Mahtani	Non-Executive - Independent Director	Chairman
2.	Ms.Sonu A. Chowdhary	Non-Executive - Independent Director	Member
3.	Mr.Ashok B. Harjani	Chairman & Managing Director	Member

Nomination And Remuneration Committee

Sr. No.	Name of the Director	Category	Designation
1.	Mr.Prem I. Gidwani	Non-Executive - Independent Director	Chairman
2.	Ms.Sonu A. Chowdhary	Non-Executive - Independent Director	Member
3.	Mr.Rajesh M. Mahtani	Non-Executive - Independent Director	Member
4.	Mr.Ashok B. Harjani	Chairman & Managing Director	Member



CSR Committee

Sr. No.	Name of the Director	Category	Designation
1.	Mr.Rajesh M. Mahtani	Non-Executive - Independent Director	Chairman
2.	Mr.Lokesh P. Harjani	Executive Director	Member
3.	Mr.Ashok B. Harjani	Chairman & Managing Director	Member

I) AUDIT COMMITTEE:

The audit committee of the Company is constituted in line with the provisions of Regulation 18 of SEBI Listing Regulation, read with section 177 of the act.

i) Terms of reference:

The Audit Committee reviews the audit reports submitted by the Internal Auditor and Statutory Auditors, financial results, effectiveness of internal audit processes and the Company's risk management strategy.

- To oversee the financial reporting process.
- To oversee the disclosures of financial information.
- To recommend appointment / terms of appointment of auditors and fixation of their fees.
- To review the quarterly/half yearly financial results and annual financial statements with the management, internal auditor and the statutory auditor.
- To review with the management, statutory auditors and the internal auditors the nature and scope of audits and the adequacy of internal control systems.
- To review major accounting policies and compliance with accounting standards and listing regulations entered into with the stock exchange and other legal requirements concerning financial statements.
- To review and approve related party transactions of material nature, with promoters or the management and their relatives that may have potential conflict with the interests of the Company at large or any subsequent modification thereof.
- To investigate any matter covered under Section 177 of the Companies Act, 2013.
- To review the financial and risk management policies.

ii) Composition:

The Audit Committee of the Company consists of 3 Independent Directors and 1 Executive Director. The Chairman of the Audit Committee is Independent Director and is financially literate and majority of them having accounting or related financial management experience. Company Secretary acts as Secretary to the Committee.

iii) **No. of Meetings held during the year:** During the year the Committee had 4 Meetings held on 24th June 2021, 12th August 2021, 12th November 2021, and 03rd February 2022.

iv) **Composition, name of Members and attendance during the year:**

Name of the Director	Category	No. of Meetings held	No. of Meetings Attended
Mr. Prem I. Gidwani (Chairman)	Independent, Non-Executive	4	4
Mr. Rajesh M Mahtani (Member)	Independent, Non-Executive	4	3
Ms. Sonu Chowdhary (Member)	Independent, Non-Executive	4	4
Mr. Ashok B. Harjani (Member)	Chairman & Managing Director	4	4

II) NOMINATION AND REMUNERATION COMMITTEE:

The Nomination and remuneration committee of the Company is constituted in line with the provisions of Regulation 19 of SEBI Listing Regulation, read with section 178 of the act.

i) Terms of reference:

This Committee shall identify the persons, who are qualified to become Directors of the Company / who may be appointed in Senior Management in accordance with the criteria laid down, recommend to the Board their appointment and removal and also shall carry out evaluation of every director's performance. Committee shall also formulate the criteria for determining qualifications, positive attributes, independent of the Directors and recommend to the Board a Policy, relating to the remuneration for the Directors, Key Managerial Personnel and other employees.

ii) Composition:

The Nomination and Remuneration Committee of the Company consists of 3 Independent Directors and 1 Executive Director.

iii) **No. of Meetings held during the year:**

During the year one Committee meeting was held on 24th June 2022.

iv) **Composition, name of Members and attendance during the year:**

Name of the Director	Category	No. of Meetings held	No. of Meetings Attended
Mr. Prem I. Gidwani (Chairman)	Independent, Non-Executive	1	1
Mr. Rajesh M Mahtani (Member)	Independent, Non-Executive	1	1
Ms. Sonu A. Chowdhary (Member)	Independent, Non-Executive	1	1
Mr. Ashok B. Harjani (Member)	Chairman & Managing Director	1	1

v) Details of Remuneration to Executive Directors and Non-Executive Director's is provided in Directors Report in point no. VI of Extract of Annual Return which is uploaded on website of company at <https://www.premcoglobal.com/investors>.

- (a) All pecuniary relationship or transactions of the non-executive directors vis-à-vis the listed entity- Company gives only sitting fees to non-executive directors and the same has been disclosed in extract of Annual Return in Director's Report.
- (b) Criteria of making payments to non-executive directors and weblink - NA
- (c) Disclosures with respect to remuneration: in addition to disclosures required under the Companies Act, 2013, the following disclosures to be made:
 - (i) Details of fixed component and performance linked incentives, along with the performance criteria :- Basic Salary & Allowances are fixed components whereas Bonus, Performance Bonus, perquisites are variable components.
 - (ii) Service contracts, notice period, severance fees- NA

vi) **REMUNERATION POLICY**

I. **OBJECTIVE:**

The Nomination and Remuneration Committee (NRC or the Committee) has formulated the Nomination & Remuneration Policy in compliance with Section 178 of the Companies Act, 2013 read with the applicable rules thereto and Regulation 19(4) read with Part D of Schedule II under the Listing Regulations, as amended from time to time. This policy is mainly focused on nomination and remuneration of Directors, Key Managerial Personnel and Senior Management.

The objective of the policy is to ensure that:

- To formulate the criteria for determining qualifications, competencies, positive attributes and Independence for appointment of Director's and recommend to the

Board policies relating to remuneration of Director's , Key Managerial Personnel and other Employees.

- To formulate the criteria for evaluation of performance of all Directors on the board.
- The level and composition of remuneration is reasonable and sufficient to attract, retain and motivate directors of the quality required to run the company successfully;
- Relationship of remuneration to performance is clear and meets appropriate performance benchmarks; and
- Remuneration to directors, key managerial personnel and senior management involves a balance between fixed and incentive pay reflecting short and long-term performance objectives appropriate to the working of the company and its goals.

II. **DEFINITIONS**

Key definitions of terms used in this Policy are as follows:

1. **Act** means the Companies Act, 2013 and Rules framed thereunder, as amended from time to time.
2. **Listing Regulations** means SEBI (Listing Obligations and Disclosure Requirements) Regulations, 2015 as amended from time to time.
3. **Board** means Board of Directors of the Company.
4. **Directors** mean Directors of the Company.
5. **Key Managerial Personnel** means Chief Executive Officer or the Managing Director or the Manager;
Whole-time director;
Chief Financial Officer;
Company Secretary; and such other officer as may be prescribed.
6. **Senior Management** means personnel of the company who are members of its core management team excluding the Board of Directors including Functional Heads.

III. **ROLE OF COMMITTEE**

The Committee shall:

- i. Periodically reviewing the size and composition of the Board to ensure that it is structured in such a manner which enables to take appropriate decision in the best interest of the Company as a whole;
- ii. Formulate criteria for determining qualifications, positive attributes and independence of a Director. Establish and on regular basis review the succession plan of the Board, KMPs and Senior Executives;



- iii. Identify persons who are qualified to become Director and persons who may be appointed in Key Managerial and Senior Management positions in accordance with the criteria laid down in this policy;
- iv. To formulate criteria for evaluation of Independent Directors and the Board;
- v. Recommend to the Board performance criteria for the Directors, KMPs and Senior Management;
- vi. Recommend to the Board, appointment and removal of Director, KMP and Senior Management Personnel and their remuneration;
- vii. Help the Board to formulate and ensure the Board nomination process keeping in mind the diversity of gender, expertise, experience and Board structure;
- viii. To perform such other functions as may be necessary or appropriate for the performance of its duties.

IV. POLICY FOR APPOINTMENT AND REMOVAL OF DIRECTOR, KMP AND SENIOR MANAGEMENT

i. Appointment criteria and qualifications

- a. The Committee shall identify and ascertain the integrity, qualification, expertise and experience of the person for appointment as Director, KMP or at Senior Management level and recommend to the Board his / her appointment, as per Company's Policy.
- b. A person, to be appointed as Director, should possess impeccable reputation for integrity, deep expertise and insights in sectors/areas relevant to the Company, ability to contribute to the Company's growth, complementary skills in relation to the other Board members.
- c. A whole-time KMP of the Company shall not hold office in more than one Company except in its Subsidiary Company at the same time. However, a whole-time KMP can be appointed as a Director in any Company with the permission of the Board of Directors of the Company.

Term / Tenure

A. Managing Director/Whole-time Director:

The Company shall appoint or re-appoint any person as its, Managing Director and CEO or Executive/ Whole-time Director for a term not exceeding five years at a time. No re-appointment shall be made earlier than one year before the expiry of term.

B. Independent Director:

- An Independent Director shall hold office for a term up to five consecutive years on the Board of the Company and will be eligible for re-

appointment on passing of a special resolution by the Company and disclosure of such appointment in the Board's report.

- No Independent Director shall hold office for more than two consecutive terms, but such Independent Director shall be eligible for appointment after expiry of three years of ceasing to become an Independent Director.

Provided that an Independent Director shall not, during the said period of three years, be appointed in or be associated with the Company in any other capacity, either directly or indirectly.

At the time of appointment of Independent Director it should be ensured that number of Boards on which such Independent Director serves is restricted to seven Listed Companies as an Independent Director and three Listed Companies as an Independent Director in case such person is serving as a Whole-time Director of a Listed Company or such other number as may be prescribed under the Act.

C. Evaluation

The Committee shall carry out evaluation of performance of every Director, KMP and Senior Management Personnel at regular interval (yearly) or at such intervals as may be considered necessary.

D. Removal

The Committee may recommend to the Board, with reasons recorded in writing, removal of a Director, KMP or Senior Management Personnel subject to the provisions and compliance of the Act, rules and regulations and the policy of the Company.

E. Retirement

The Director, KMP and Senior Management Personnel shall retire as per the term of appointment, provisions of the Act, Listing Regulations and the Policies of the Company. The Board will have the discretion to retain the Director, KMP, Senior Management Personnel in the same position/remuneration or otherwise even after attaining the retirement age, for the benefit of the Company subject to compliance of provisions of the Act and Listing Regulations.

ii. Policy relating to the Remuneration for the Managing Director, Whole-time Director, KMP and Senior Management Personnel

i. Remuneration to Managing Director / Whole-time Directors

The Remuneration/ Commission etc. to be paid to Managing Director / Whole-time Directors, etc. shall be governed as per provisions of the Companies Act, 2013 and rules made there under or any other

enactment for the time being in force and the approvals obtained from the Members of the Company.

ii. Remuneration to Non- Executive / Independent Directors

- a) The Non-Executive / Independent Directors may receive sitting fees and such other remuneration as permissible under the provisions of Companies Act, 2013. The amount of sitting fees shall be such as may be recommended by the Nomination and Remuneration Committee and approved by the Board of Directors.
- b) All the remuneration of the Non- Executive / Independent Directors (excluding remuneration for attending meetings as prescribed under Section 197 (5) of the Companies Act, 2013) shall be subject to ceiling/ limits as provided under Companies Act, 2013 and rules made there under or any other enactment for the time being in force. The amount of such remuneration shall be such as may be recommended by the Nomination and Remuneration Committee and approved by the Board of Directors or shareholders, as the case may be.

iii. Remuneration to Key Managerial Personnel and Senior Management

- a) The remuneration to Key Managerial Personnel and Senior Management shall consist of fixed pay and incentive pay, in compliance with the provisions of the Companies Act, 2013 and in accordance with the Company's Policy.
- b) The Fixed pay shall include monthly remuneration, employer's contribution to Provident Fund, contribution to pension fund, pension schemes, etc. as decided from to time.
- c) The Incentive pay shall be decided based on the balance between performance of the Company and performance of the Key Managerial Personnel and Senior Management, to be decided annually or at such intervals as may be considered appropriate.

iv. Provisions for excess remuneration

If any Managing Director, Whole-time Director draws or receives, directly or indirectly by way of remuneration any such sums in excess of the limits prescribed under the Act or without the approval of the shareholders or the Central Government, where required, he / she shall refund such sums to the Company and until such sum is refunded, hold it in trust for the Company. The Company shall not waive recovery of such sum refundable to it unless permitted by the shareholder or Central Government.

v. Implementation:

- The Committee may issue guidelines, procedures, formats, reporting mechanism and manuals in supplement and for better implementation of this policy as considered appropriate.
- The Committee may Delegate any of its powers to one or more of its members.

III) Stakeholders Relationship Committee:

The Stakeholders Relationship committee of the Company is constituted in line with the provisions of Regulation 20 of SEBI Listing Regulation, read with section 178 of the act.

i) Terms of reference:

The Committee focuses primarily on monitoring expeditious redressal of investors / stakeholders grievances and also functions in an efficient manner that all issues / concerns stakeholders are addressed / resolved promptly and transfers of shares.

ii) Composition of the Committee:

The Committee consists of 2 Non-Executive Independent Directors and 1 Executive Director.

iii) No. of meetings held and attended during the year:

During the year one (1) Stakeholders Relationship Committee Meeting was held on 12th August 2021

The attendance of the Members at the meeting was as under:

Name of the Director	Position	No. of Meetings held	No. of Meetings Attended
Mr. Rajesh M Mahtani (Chairman)	Independent, Non-Executive	1	1
Ms. Sonu Chowdhary (Member)	Independent, Non-Executive	1	1
Mr. Ashok B. Harjani (Member)	Non-Independent, Executive	1	1

iv) Name and Designation of Compliance Officer:

Mr.Gaurish D. Tawte, Company Secretary and Compliance Officer.

v) Shareholder's Services:

There were no complaints received and pending to be resolved for FY 2021-2022

Sr. No.	Nature of Complaints	2021-2022	
		Received	Redressed
1.	NIL	0	0
	TOTAL	0	0



iv) Corporate Social Responsibility (CSR) Committee:

The CSR committee of the Company is constituted in line with the provisions of section 135 of the act.

- Recommend the amount of expenditure to be incurred on the activities for CSR.
- Monitor the CSR policy from time to time.
- 1 Meeting of CSR committee was held during the year on 31st March, 2022.

Composition, name of Members and attendance during the year:

Name of the Director	Position	No. of Meetings held	No. of Meetings Attended
Mr. Rajesh M Mahtani (Chairman)	Independent, Non-Executive	1	1
Mr. Ashok B. Harjani (Member)	Non-Independent, Executive	1	1
Mr. Lokesh P. Harjani (Member)	Non-Independent, Executive	1	1

4) ANNUAL GENERAL MEETINGS:

Location and time for the last three AGMs:

Date	Venue	Time	Special Resolution
10 th September 2019	The International by Tunga B 11, MIDC Central Road, Andheri East, Mumbai- 400 093.	10.00 a.m	1. To Re-appointment and Payment of Remuneration to Mr. Ashok Harjani (DIN-00725890) as Managing Director. 2. To Re-appointment and Payment of Remuneration to Mr. Lokesh Prem Harjani (DIN 01496181) as Executive Director. 3. Re-appointment of Mr. Rajesh Mathani (DIN: 00736091) as Independent Director of the Company 4. Re-appointment of Mr. Prem Gidwani(DIN: 01220570) as Independent Director of the Company.
22 nd September 2020	Video Conferencing ('VC')/Other Audio-Visual Means ('OAVM')	3:00 pm	1. Re-appointment of Ms. Sonu A. Chowdhary (DIN:07153810) as Independent Director of the Company. 2. To approve & Ratify Related Party Transactions by the Company.
06 th August 2021	Video Conferencing ('VC')/Other Audio-Visual Means ('OAVM')	3:00 pm	1. Approval under section 180 (1)(c) of the Companies Act 2013. 2. Approval under section 180 (1)(a) of the Companies Act 2013. 3. Approval of loans, investments, guarantee or security under section 185 of Companies act, 2013.

- No Postal Ballot was conducted during the year.

5) OTHER DISCLOSURES:

a) Related Party transaction:

All material transaction entered into with related parties as defined under the Act were in the ordinary course of business which have been approved by Audit Committee and Members. The policy for related party has been uploaded on company's website at www.premcoglobal.com. Transactions with related parties, as per requirements of Accounting Standard 18, are disclosed in notes to accounts annexed to the financial statements.

b) Details of Non-Compliance by the Company, penalty imposed by stock exchange or SEBI (Securities and Exchange Board of India) or any other Statutory Authority:

- There were no cases of non-compliance during the year 2018-2019, 2019-2020, 2020-2021 and 2021-2022.
- The Company has adopted Whistle blower policy and has established necessary vigil mechanism for Directors & Employees to report unethical behavior as per under regulation 22 of SEBI Listing Regulations. Whistle blower policy has been uploaded on company's website at www.premcoglobal.com
- Company has Committee for prevention of sexual harassment as workplace, during the year under review no complaints has been reported as such.
- The Company has adopted a policy on Determination of Materiality for Disclosures as per Regulation 23 of SEBI Listing Regulations. Policy for the same been uploaded on company's website at www.premcoglobal.com
- The Company has adopted preservation of documents policy as per Regulation 9 of SEBI Listing Regulations. Policy for the same been uploaded on company's website at www.premcoglobal.com
- Practising Company Secretary of the Company gives quarterly report on reconciliation of Share Capital Audit to reconcile total admitted equity shares with National Securities and Depository Limited (NSDL) and Central Depository Services (India) Limited (CDSL). The audit report confirms that total issued/paid up share capital is in agreement with total number of shares in Physical & Dematerialized shares with NSDL & CDSL.
- The Members of Board and senior management personnel have affirmed compliance with the Code of conduct applicable to them during the year ended March 31, 2022.

c) Means of Communication:

The Quarterly, Half-yearly and Annual Financial Results of the Company are communicated to the Stock Exchanges immediately after the same are considered by the Board and are published in the all India editions of Mumbai Lakshayadeep and The Business Standard. The results and official news releases of the Company are also sent to Stock Exchange and made available on the Company's website i.e. www.premcoglobal.com.

d) SEBI Complaints Redressal System (SCORES):

SEBI has initiated SCORES for processing the investor complaints in a centralized web based redress system and online redressal of all the shareholders complaints. The company is in compliance with the SCORES and redressed the shareholders complaints well within the stipulated time.

e) General Shareholder's Information:

AGM Date : 18th August 2022
 Time and venue : 03:00 PM through VC
 Financial Year : 1st April, 2021 to 31st March, 2022
 Book Closure Date/Record Date : As mentioned in AGM Notice
 Listing on Stock Exchanges : BSE Ltd, Phiroze Jeejeebhoy Towers, Dalal Street, Mumbai- 400001, Phones: 91-22-22721233/4
 Stock Code : BSE: 530331
 CIN : L18100MH1986PLC040911

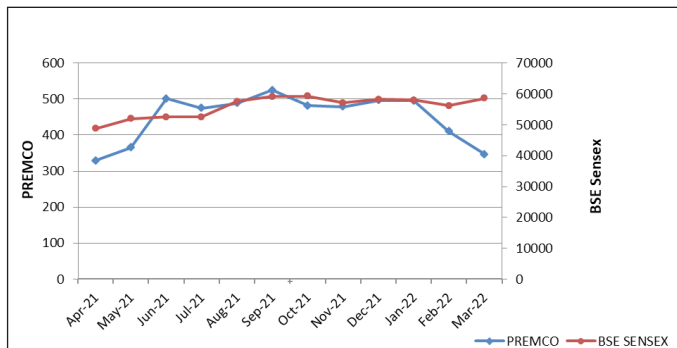
The Company has paid listing fees for the year 2022-23 to stock exchanges.

f) a) Market Price Data:

Monthly High and Low quotations along with the volume of shares traded at Bombay Stock Exchange Ltd during the financial year 2021-22.

Month and Year	High Price(Rs)	Low Price (Rs)	Volume
Apr-21	342.8	300.55	6078
May-21	405.95	313	32346
Jun-21	525.1	325.1	57545
Jul-21	511.6	455	50308
Aug-21	520	431.9	46482
Sep-21	542	455	41900
Oct-21	567	451.2	33066
Nov-21	550	446.05	28732
Dec-21	500	440	16363
Jan-22	545	468	26739
Feb-22	519.7	403.45	20649
Mar-22	437.9	330	46239

b) Stock Performance in comparison to BSE Sensex



g) Subsidiary Company:

The Company holds 85% stake in its foreign Subsidiary viz. Premco Global Vietnam Company Limited. The Company completed its expansion projects and has been consistently operating with full capacity operations. The Consolidated Financials are provided for the year ended 31.03.2022.

h) Unclaimed Dividend Amounts:

Pursuant to the provisions of Section 124 of the Companies Act, 2013, the dividend for the following years, which remain unclaimed for seven years, will be transferred to Investor Education and Protection Fund (IEPF) established by the Central Government.

Members who have not so far encashed their dividend warrant(s) are requested to seek revalidation of dividend warrants in writing to the Company's Registrar and Transfer Agents, M/s. Bigshare Services Pvt. Ltd., immediately. Members are requested to note that no claims shall lie against the Company in respect of any amounts which were unclaimed and unpaid for a period of seven years from the dates that they first became due for payment and no payment shall be made in respect of any such claims.

Members are also advised to update their correspondence address in their demat accounts in case of their holdings in electronic form or inform their latest correspondence address to the Registrars in case of holdings in physical form.

Information in respect of such unclaimed dividends due for transfer to the Investor Education and Protection Fund (IEPF) is as follows.

Year	Dividend Per share	Date of Declaration of Dividend	Year for transfer to IEPF
2014-2015	2.70	01-Sep-2015	2022
Interim 2015-2016	2.50	22-Mar-2016	2023
2015-2016	0.50	09-Sep-2016	2023
2016-2017	3.00	20-July-2017	2024



Year	Dividend Per share	Date of Declaration of Dividend	Year for transfer to IEPF
2017-2018	3.00	25-Sep-2018	2025
2018-2019	2.00	10-Sep-2019	2026
2019-2020	2.00	22-Sep-2020	2027
1 st Interim 2020-2021	2.00	06-Nov-2020	2027
2 nd Interim 2020-2021	2.00	31-Mar-2021	2028
2020-2021	4.00	06-Aug-2021	2028
1 st Interim 2021-2022	3.00	12-Aug-2021	2028
2 nd Interim 2021-2022	4.00	12-Nov-2021	2028
3 rd Interim 2021-2022	5.00	03-Feb-2022	2029

In compliance with the provisions of Section 124 (5) of the Companies Act, 2013 read with Investor Education and Protection Fund Authority (Accounting, Audit, Transfer and Refund) Rules, a sum of Rs. 3,90,570/- being the dividend lying unclaimed out of the dividend declared by the Company for the Financial Year 2013-2014 were transferred to IEPF on 12th October 2021. The details of the said unclaimed dividend transferred is available at the website of the Company at <https://www.premcoglobal.com/investors>

Similarly, During the period under review 74,200 Equity Shares pertaining to financial year 2013-2014 have been transferred to IEPF authorities on 18th October 2021 vide Corporate Action in compliance with the provisions of Section 124 of the Companies Act, 2013 and Rule 6 of Investor Education and Protection Fund Authority (Accounting, Audit, Transfer and Refund) Rules, 2016 after sending letters to those Shareholders and also making an advertisement in the newspapers in this regard. Details of these shares transferred to IEPF are available on the website of the Company at <https://www.premcoglobal.com/investors>

6) Dematerialization of Shares and Liquidity:

The Equity Shares of the Company are traded compulsorily in Demat. The Demat facility is available to all Shareholder of the Company, who request for such facility.

ISIN No. of the Company's Equity Shares in Demat Form: INE 001E01012

Depository Connectivity: NSDL and CDSL

i. Registrar and Transfer Agents:

M/s. Big Share Services Private Limited is Registrar and Transfer Agent of the Company. Any request pertaining to investor relations may be addressed to the following address:

Big Share Services Private Limited,

Office No S6-2, 6th Floor, Pinnacle Business Park,
Next to Ahura Centre, Mahakali Caves Road, Andheri
(East) Mumbai – 400093

Tel.No.091-022-62638200

Fax No.091-022- 62638299

Email: investor@bigshareonline.com

Contact: Ms. Ujata Pokharkar

ii. Share Transfer System:

97.94% of equity shares of the Company are in electronic Form as on 31.03.2022. Transfer of these shares are done through the depositories with no involvement of Company.

iii. Shareholding as on March 31, 2022.

a. Distribution of Share Holdings:

SR NO	NO OF EQUITY SHARES HELD	NUMBER OF SHAREHOLDERS	% TO TOTAL	NO OF SHARES	% TO TOTAL	
1	1	500	2043	89.4875	195720	5.9223
2	501	1000	111	4.862	89797	2.7172
3	1001	2000	61	2.6719	87983	2.6623
4	2001	3000	12	0.5256	30710	0.9293
5	3001	4000	10	0.438	35050	1.0606
6	4001	5000	8	0.3504	36660	1.1093
7	5001	10000	19	0.8322	146236	4.425
8	10001	999999999	19	0.8322	2682644	81.1742
TOTAL			2283	100.0000	3304800	100.0000

b. Categories of Equity shareholders as on 31st March 2022:

Category	No. of Shares Held	% of paid up capital
Promoters & promoter group	22,12,760	66.96
Corporate Bodies	84,460	2.56
Clearing Member	1,320	0.04
NRIs	1,32,209	4.00
HUF	60,802	1.84
IEPF	1,13,840	3.44
Individual	6,99,409	21.16
Total	33,04,800	100.00

c. Shareholding Profile:

Mode of Holding	As on 31 st March 2022		As on 31 st March 2021	
	No. of Shares	% to Equity	No. of Shares	% to Equity
Demat				
NSDL	29,52,371	89.34	28,94,589	87.59
CDSL	2,84,213	8.6	2,65,795	8.04
Physical	68,216	2.06	1,44,416	4.37
Total	3304800	100.00	3304800	100.00

d. Details of Top ten Shareholders is given in Extract of Annual Report Point No. IV, which is available on website of company at <https://www.premcoglobal.com/investors>

7. Outstanding GDRs/ADRs/warrants or any convertible instruments, conversion date and likely impact on equity

The Company has not issued any GDRs/ADRs/warrants or any commercial instrument in past and hence company does not have any outstanding as on 31.03.2022.

8. Declaration regarding compliance by Board members and senior management personnel

All members of the Board, the Executive officers and senior officers have affirmed compliance to the code as on March 31, 2022. A declaration to that effect, signed by the MD/CEO & CFO forms part of MD/CEO & CFO certification.

9. Plant Locations

- Plot No. -41, Diwan & Sons Industrial Estate, Aliyali Village, Dist.Thane, Palghar, Maharashtra.
- Plot No. -202/2, Old Check post, Dadra & Nagar Haveli, Union Territory.
- C/O. Akay Filtips Pvt.Ltd. Plot No.-2/23/24, GIDC, Silvassa Road, Near Nathani Paper Mills, Vapi - 396 195.
- 8, Marol Udyog Premises, Steelmade Industrial Estate, Marol-Maroshi Road, Andheri (E) Mumbai – 400 059.

10. Plant Location – Foreign Subsidiary

Lot No 18 - 20, Road No 7, Tan Duc Industrial Park, Duc Hoa Ha, Duc Hoa, Long An Province, Vietnam.

11. Address of Registered Office

Urmi Estate, Tower-A, 11th floor, 95 Ganpatrao Kadam marg, Lower Parel (W), Mumbai- 400013
 Mr. Gaurish Tawte
 Company Secretary and Compliance Officer
 Telephone No.: 022 – 6105 5000
 Fax No. : 022 – 2835 1812
 Email: gaurish@premcoglobal.com

12. Matrix showing skills/expertise/competencies of Directors:

Premco Global Limited is engaged into manufacturing of high-quality Woven and Knitted Elastic and Rigid narrow fabric and tape products designed for use in industry-specific applications in the apparel, lingerie, sports-related, medical, footwear, luggage and automotive fields. The Board comprises of highly renowned professionals drawn from diverse fields. For its effective collective functioning, the Board has identified broad skills/expertise/competencies required in the context of its business and the sector in which it operates viz. (a) standing and knowledge with significant achievements in business, professions and public services (b) financial or business literacy/skills (c) Textile industry experience and the same are available among the Board collectively.

13. In the opinion of the Board, all the Independent Directors of the Company, fulfill the conditions specified in the SEBI Listing Regulations and are independent of the Management.

14. Particulars of the Payment made to Statutory Auditor are disclosed under notes to Financial Statements.

15. DECLARATION BY THE MANAGING DIRECTOR UNDER SCHEDULE V (D) OF THE LISTING REGULATIONS REGARDING ADHERENCE TO THE CODE OF CONDUCT

I, Ashok B. Harjani (DIN: **00725890**), Chairman and Managing Director of Premco Global Limited, hereby declare that all the Board Members and Senior Management personnel have affirmed their compliance and adherence with the provisions of the Code of Conduct for the financial year ended March 31, 2022.

For Premco Global Limited

Sd/-

Ashok B. Harjani
Chairman and Managing Director
 DIN - 00725890

Date: 21st May 2022

Place: Mumbai



MD OR CEO/CFO CERTIFICATE

To,
The Board of Directors
Premco Global Limited

Dear Members of Board,

1. We have reviewed financial statements and the cash flow statement of Premco Global Limited for the year ended 31st March, 2022 and to the best of our knowledge and belief:
 - (i) these statements do not contain any materially untrue statement or omit any material fact or contain statements that might be misleading;
 - (ii) these statements together present a true and fair view of the Company's affairs and are in compliance with existing accounting standards, applicable laws and regulations.
2. There are, to the best of our knowledge and belief, no transactions entered into by the Company during the year which are fraudulent, illegal or violative of the Company's Code of Conduct.
3. We accept responsibility for establishing and maintaining internal controls for financial reporting and we have evaluated the effectiveness of Company's internal control systems pertaining to financial reporting. We have not come across any reportable deficiencies in the design or operation of such internal controls.
4. We have indicated to the Auditors and the Audit Committee:
 - (i) that there are no significant changes in internal control over financial reporting during the year;
 - (ii) that there are no significant changes in accounting policies during the year; and
 - (iii) that there are no instances of significant fraud of which we have become aware.
5. We further declare that all Board Members and senior management personnel have affirmed compliance with the code of conduct and Ethics for the year covered by this report.

Sd/-

Ashok B. Harjani
Chairman and Managing Director

Sd/-

Nisha P. Harjani
Chief Financial Officer

Date: 21st May 2022

Place: Mumbai

AUDITORS' CERTIFICATE ON CORPORATE GOVERNANCE

To

The Members of

Premco Global Limited

CIN:L18100MH1986PLC040911

Mumbai

We have examined the compliance of conditions of Corporate Governance by **Premco Global Limited**, for the year ended on 31st March 2022, as stipulated in Schedule V (E) of the Securities and Exchange Board of India (Listing Obligations and Disclosure Requirements) Regulations, 2015 of the said Company with Stock Exchanges.

The Compliance of conditions of Corporate Governance is the responsibility of the management. Our examination was limited to a review of procedures and implementation thereof, adopted by the Company for ensuring the compliance with the conditions of Corporate Governance as stipulated under the above mentioned Listing Regulations, as applicable. It is neither an audit nor an expression of opinion on the financial statements of the Company.

In our opinion and to the best of our information and according to the explanations given to us and the representations made by the Director and Management, we certify that the Company has complied with the conditions of Corporate Governance as stipulated in the above-mentioned Schedule V (E) of the Securities and Exchange Board of India (Listing Obligations and Disclosure Requirements) Regulations, 2015.

We further state that such compliance is neither an assurance as to the future viability of the Company nor the efficiency or effectiveness with which the Management has conducted the affairs of the Company.

For SANJAY DHOLAKIA & ASSOCIATES

Sd/-

(SANJAY R DHOLAKIA)
Practising Company Secretary
Proprietor

Membership No. 2655 /CP No. 1798

Date: 21st May, 2022

Place: Mumbai

UDIN: F002655D000358978

INDEPENDENT AUDITOR'S' REPORT ON CONSOLIDATED FINANCIAL STATEMENTS

**TO THE MEMBERS OF
PREMCO GLOBAL LIMITED**

Opinion

We have audited the accompanying consolidated financial statements of **PREMCO GLOBAL LIMITED** (hereinafter referred to as "the Holding Company") and its subsidiary (the Holding Company and its subsidiary together referred to as "the Group"), comprising of the Consolidated Balance Sheet as at 31st March, 2022, the Consolidated Statement of Profit and Loss (including other comprehensive income), the Consolidated Cash Flow Statement, Consolidated statement of Changes in Equity for the year then ended, notes to consolidated financial statements and a summary of the significant accounting policies and other explanatory information (hereinafter referred to as "the consolidated financial statements").

In our opinion and to the best of our information and according to the explanations given to us, the aforesaid consolidated financial statements give the information required by the Companies Act, 2013 ("the Act") in the manner so required and give a true and fair view in conformity with the Indian Accounting Standards prescribed under section 133 of the Act read with the Companies (Indian Accounting Standards) Rules, 2015, as amended, ("Ind AS") and accounting principles generally accepted in India, of the state of affairs of the Group as at March 31, 2022, and its Total Comprehensive Income (comprising of Profit /loss and other comprehensive Income), Cash Flow and the changes in equity for the year ended on that date.

Basis for Opinion

We conducted our audit in accordance with the Standards on Auditing (SAs) specified under section 143(10) of the Companies Act, 2013. Our responsibilities under those Standards are further described in the Auditor's Responsibilities for the Audit of the Consolidated Financial Statements section of our report. We are independent of the Group in accordance with the Code of Ethics issued by the Institute of Chartered Accountants of India together with the ethical requirements that are relevant to our audit of the Consolidated financial statements under the provisions of the Companies Act, 2013 and the Rules thereunder, and we have fulfilled our other ethical responsibilities in accordance with these requirements and the Code of Ethics. We believe that the audit evidence we have obtained is sufficient and appropriate to provide a basis for our opinion.

Key Audit Matters

Key audit matters are those matters that, in our professional judgment, were of most significance in our audit of the consolidated financial statements of the current period. These matters were addressed in the context of our audit of the consolidated financial statements as a whole, and in forming our opinion thereon. There are no other key audit matters and we do not provide a separate opinion on these matters.

Information Other than the Consolidated Financial Statements and Auditor's Report Thereon

The Company's Board of Directors is responsible for the preparation of the other information. The other information comprises the information included in the Management

Discussion and Analysis, Board's Report including Annexures to Board's Report, Business Responsibility Report, Corporate Governance and Shareholder's Information, but does not include the consolidated financial statements and our auditor's report thereon.

Our opinion on the consolidated financial statements does not cover the other information and we do not express any form of assurance conclusion thereon.

In connection with our audit of the consolidated financial statements, our responsibility is to read the other information and, in doing so, consider whether the other information is materially inconsistent with the consolidated financial statements or our knowledge obtained during the course of our audit or otherwise appears to be materially misstated.

If, based on the work we have performed, we conclude that there is a material misstatement of this other information, we are required to report that fact. We have nothing to report in this regard.

Responsibility of Management for the Consolidated Financial Statements

The Company's Management and Board of Directors is responsible for the matters stated in Section 134(5) of the Companies Act, 2013 ("the Act") with respect to the preparation of these Consolidated financial statements that give a true and fair view of the Statement of Affairs, Profit and Loss Account and other comprehensive income and changes in equity and cash flow of the Company in accordance with the accounting principles generally accepted in India, including the Indian Accounting Standards prescribed under Section 133 of the Act. This responsibility also includes maintenance of adequate accounting records in accordance with the provisions of the Act for safeguarding the assets of the Company and for preventing and detecting frauds and other irregularities; selection and application of appropriate accounting policies; making judgments and estimates that are reasonable and prudent; and design, implementation and maintenance of adequate internal financial controls, that were operating effectively for ensuring the accuracy and completeness of the accounting records, relevant to the preparation and presentation of the financial statements that give a true and fair view and are free from material misstatement, whether due to fraud or error.

In preparing the consolidated financial statements, management and Board of Director are responsible for assessing the Company's ability to continue as a going concern, disclosing, as applicable, matters related to going concern and using the going concern basis of accounting unless management either intends to liquidate the Company or to cease operations, or has no realistic alternative but to do so.

Board of Directors is also responsible for overseeing the company's financial reporting process.

Auditor's Responsibility for the Audit of the financial statements

Our objectives are to obtain reasonable assurance about whether the consolidated financial statements as a whole are free from material misstatement, whether due to fraud or error, and to issue an auditor's report that includes our opinion. Reasonable assurance is a high level of assurance, but is not a guarantee that an audit conducted in accordance with SAs



will always detect a material misstatement when it exists. Misstatements can arise from fraud or error and are considered material if, individually or in the aggregate, they could reasonably be expected to influence the economic decisions of users taken on the basis of these consolidated financial statements.

As part of an audit in accordance with SAs, we exercise professional judgment and maintain professional skepticism throughout the audit. We also :

- Identify and assess the risks of material misstatement of the consolidated financial statements, whether due to fraud or error, design and perform audit procedures responsive to those risks, and obtain audit evidence that is sufficient and appropriate to provide a basis for our opinion. The risk of not detecting a material misstatement resulting from fraud is higher than for one resulting from error, as fraud may involve collusion, forgery, intentional omissions, misrepresentations, or the override of internal controls.
- Obtain an understanding of internal financial controls relevant to the audit in order to design audit procedures that are appropriate in the circumstances. Under section 143(3)(i) of the Act, we are also responsible for expressing our opinion on whether the Company has adequate internal financial controls system in place and the operating effectiveness of such controls.
- Evaluate the appropriateness of accounting policies used and the reasonableness of accounting estimates and related disclosures made by management.
- Conclude on the appropriateness of management's use of the going concern basis of accounting and, based on the audit evidence obtained, whether a material uncertainty exists related to events or conditions that may cast significant doubt on the Group's ability to continue as a going concern. If we conclude that a material uncertainty exists, we are required to draw attention in our auditor's report to the related disclosures in the consolidated financial statements or, if such disclosures are inadequate, to modify our opinion. Our conclusions are based on the audit evidence obtained up to the date of our auditor's report. However, future events or conditions may cause the Company to cease to continue as a going concern.
- Evaluate the overall presentation, structure and content of the consolidated financial statements, including the disclosures, and whether the consolidated financial statements represent the underlying transactions and events in a manner that achieves fair presentation.

Materiality is the magnitude of misstatements in the consolidated financial statements that, individually or in aggregate, makes it probable that the economic decisions of a reasonably knowledgeable user of the financial statements may be influenced. We consider quantitative materiality and qualitative factors in (i) planning the scope of our audit work and in evaluating the results of our work; and (ii) to evaluate the effect of any identified misstatements in the financial statements.

We communicate with those charged with governance regarding, among other matters, the planned scope and timing of the audit and significant audit findings, including any significant deficiencies in internal control that we identify during our audit.

We also provide those charged with governance with a statement

that we have complied with relevant ethical requirements regarding independence, and to communicate with them all relationships and other matters that may reasonably be thought to bear on our independence, and where applicable, related safeguards.

From the matters communicated with those charged with governance, we determine those matters that were of most significance in the audit of the consolidated financial statements of the current period and are therefore the key audit matters. We describe these matters in our auditor's report unless law or regulation precludes public disclosure about the matter or when, in extremely rare circumstances, we determine that a matter should not be communicated in our report because the adverse consequences of doing so would reasonably be expected to outweigh the public interest benefits of such communication.

OTHER MATTERS

We did not audit the financial statements of the Foreign Subsidiary , Premco Global Vietnam Company Limited included in the Statement, whose interim financial statement reflect Total assets of Rs.4000.42 lakhs at 31st March 2022 as well as Total revenue of Rs. 5500.92 lakhs for the year ended 31st March 2022. These interim financial statement and other financial information have been audited by other auditor whose report for the period ending 31st March 2022 is furnished to us by the management of the Company. Our opinion on the Statement, in so far as it relates to the amounts and disclosures included, is based solely on the report of the other auditor as well as management certified statements. Our opinion is not modified on this matter.

Report on Other Legal and Regulatory Requirements

1. As required by the Companies (Auditor's Report) Order, 2020 ("the Order"), issued by the Central Government of India in terms of sub-section (11) of section 143 of the Act, the subsidiary company is a foreign company and statement on the matters specified in paragraphs 3 and 4 of the Order is not applicable to the company included in consolidated financial statements. Hence the relevant disclosure for the matters specified in paragraphs 3 and 4 of the Order is not applicable to this consolidated Auditors Report.
2. As required by section 143 (3) of the Act, based on our audit, we report that:
 - (a) We have sought and obtained all the information and explanations which to the best of our knowledge and belief were necessary for the purposes of our audit of the aforesaid consolidated financial statements.
 - (b) In our opinion, proper books of account as required by law relating to preparation of the aforesaid consolidated financial statements have been kept so far as it appears from our examination of those books.
 - (c) The Consolidated Balance Sheet, the Consolidated Statement of Profit and Loss (including other comprehensive Income), the Consolidated Cash Flow Statement and consolidated statement of changes in Equity dealt with by this Report are in agreement with the relevant books of account maintained for the purpose of preparation of the consolidated financial statements.

- (d) In our opinion, the aforesaid consolidated financial statements comply with the Accounting Standards prescribed under Section 133 of the Act.
- (e) On the basis of the written representations received from the directors of the Holding Company as on 31st March, 2022 taken on record by the Board of Directors of the Holding Company, none of the directors of the company is disqualified as on 31st March, 2022 from being appointed as a director in terms of Section 164 (2) of the Act.
- f. With respect to the adequacy of the internal financial controls over financial reporting of the Company and the operating effectiveness of such controls, refer to our separate Report in “**Annexure A**”.
- g. With respect to the other matters to be included in the Auditor’s Report in accordance with the requirements of section 197(16) of the Act, as amended:
In our opinion and to the best of our information and according to the explanations given to us, the remuneration paid by the Company to its directors during the year is in accordance with the provisions of section 197 of the Act.
- h. With respect to the other matters to be included in the Auditor’s Report in accordance with Rule 11 of the Companies (Audit and Auditors) Rules, 2014, in our opinion and to the best of our information and according to the explanations given to us:
- i. The Consolidated financial statements disclose the impact of pending litigations on the consolidated financial position of the Group. Refer Note 35 and 36 to consolidated financial statements.
 - ii. The Group, has long-term contracts including derivative contracts as at March 31 2022 for which there were no material foreseeable losses;
 - iii. There has been no delay in transferring amounts, required to be transferred, to the Investor Education and Protection Fund by the Company.
 - iv. (a) The management has represented that, to the best of its knowledge and belief, other than as disclosed in the notes to the accounts, no funds (which are material either individually or in the aggregate) have been advanced or loaned or invested (either from borrowed funds or share premium or any other sources or kind of funds) by the company or its subsidiary to or in any other person(s) or entity(ies), including foreign entities (“ Intermediaries”), with the understanding, whether recorded in writing or otherwise, that the Intermediary shall, whether, directly or indirectly lend or invest in other persons or entities identified in any manner whatsoever by or on behalf of the company or Subsidiary (“Ultimate Beneficiaries”) or provide any guarantee, security or the like on behalf of the Ultimate Beneficiaries;
- (b) The management has represented that, to the best of its knowledge and belief, other than as disclosed in the notes to the accounts, no funds (which are material either individually or in the aggregate) have been received by the company or its subsidiary from any person(s) or entity(ies), including foreign entities (“Funding Parties”), with the understanding, whether recorded in writing or otherwise, that the company shall, whether, directly or indirectly lend or invest in other persons or entities identified in any manner whatsoever by or on behalf of the Funding Party (“Ultimate Beneficiaries”) or provide any guarantee, security or the like on behalf of the Ultimate Beneficiaries; and
- (c) Based on the audit procedures that have been considered reasonable and appropriate in the circumstances, nothing has come to our attention that has caused us to believe that the representations under sub-clause (a) and (b) contain any material mis-statement.
- v. The final dividend proposed in the previous year, declared and paid by the Company during the year is in accordance with section 123 of the Act, as applicable.
The interim dividend declared and paid by the Company during the year and until the date of this report is in accordance with section 123 of the Companies Act 2013.
As stated in Note 19.1 to the financial statements, the Board of Directors of the Company have proposed final dividend for the year which is subject to the approval of the members at the ensuing Annual General Meeting. The amount of dividend proposed is in accordance with section 123 of the Act, as applicable.

For **SANJAY RAJA JAIN & CO.**
Chartered Accountants
FRN 120132W

Sd/-

Surjeet Jain
Partner

Membership No.: 129531
UDIN: 22129531AJZLUW4981

Place: Mumbai
Date: 21st May, 2022



“Annexure A” to the Independent Auditor’s Report of even date on the Consolidated Financial Statements of Premco Global Limited

(Referred to in Paragraph 1(f) under “Report on other Legal and Regulatory Requirements” of our report of even date)

Report on the Internal Financial Controls over Financial Reporting under Clause (i) of Sub-section 3 of Section 143 of the Companies Act, 2013 (“the Act”)

OPINION :

In conjunction with our audit of the consolidated financial statements of the Company as of and for the year ended 31st March 2022, we have audited the internal financial controls over financial reporting of **Premco Global Limited** (“the Holding Company”) incorporated in India as of that date.

In our opinion, to the best of our information and according to the explanations given to us, the Company and its subsidiary has, in all material respects, an adequate internal financial controls system over financial reporting and such internal financial controls over financial reporting were operating effectively as at March 31, 2022, based on the internal control over financial reporting criteria established by the Company considering the essential components of internal control stated in the Guidance Note on Audit of Internal Financial Controls Over Financial Reporting issued by the Institute of Chartered Accountants of India.

Management’s Responsibility for Internal Financial Controls

The Company’s management is responsible for establishing and maintaining internal financial controls based on the internal control over financial reporting criteria established by the Company considering the essential components of internal control stated in the Guidance Note on Audit of Internal Financial Controls over Financial Reporting issued by the Institute of Chartered Accountants of India (‘ICAI’). These responsibilities include the design, implementation and maintenance of adequate internal financial controls that were operating effectively for ensuring the orderly and efficient conduct of its business, including adherence to company’s policies, the safeguarding of its assets, the prevention and detection of frauds and errors, the accuracy and completeness of the accounting records, and the timely preparation of reliable financial information, as required under the Companies Act, 2013.

Auditors’ Responsibility

Our responsibility is to express an opinion on the Company’s internal financial controls over financial reporting based on our audit. We conducted our audit in accordance with the Guidance Note on Audit of Internal Financial Controls Over Financial Reporting (the “Guidance Note”) and the Standards on Auditing, issued by ICAI and deemed to be prescribed under section 143(10) of the Companies Act, 2013, to the extent applicable to an audit of internal financial controls, both applicable to an audit of Internal Financial Controls and, both issued by the Institute of Chartered Accountants of India. Those Standards and the Guidance Note require that we comply with ethical requirements and plan and perform the audit to obtain reasonable assurance about whether adequate internal financial controls over financial reporting was established and maintained and if such controls operated effectively in all material respects.

Our audit involves performing procedures to obtain audit evidence about the adequacy of the internal financial controls system over financial reporting and their operating effectiveness. Our audit of internal financial controls over financial reporting included obtaining an understanding of internal financial controls over financial reporting, assessing the risk that a material weakness exists, and testing and evaluating the design and operating effectiveness of internal control based on the assessed risk. The procedures selected depend on the auditor’s judgement, including the assessment of the risks of material misstatement of the financial statements, whether due to fraud or error.

We believe that the audit evidence we have obtained is sufficient and appropriate to provide a basis for our audit opinion on the Company’s internal financial controls system over financial reporting.

Meaning of Internal Financial Controls Over Financial Reporting

A company’s internal financial control over financial reporting is a process designed to provide reasonable assurance regarding the reliability of financial reporting and the preparation of financial statements for external purposes in accordance with generally accepted accounting principles. A company’s internal financial control over financial reporting includes those policies and procedures that (1) pertain to the maintenance of records that, in reasonable detail, accurately and fairly reflect the transactions and dispositions of the assets of the company; (2) provide reasonable assurance that transactions are recorded as necessary to permit preparation of financial statements in accordance with generally accepted accounting principles, and that receipts and expenditures of the company are being made only in accordance with authorisations of management and directors of the company; and (3) provide reasonable assurance regarding prevention or timely detection of unauthorised acquisition, use, or disposition of the company’s assets that could have a material effect on the financial statements.

Inherent Limitations of Internal Financial Controls Over Financial Reporting

Because of the inherent limitations of internal financial controls over financial reporting, including the possibility of collusion or improper management override of controls, material misstatements due to error or fraud may occur and not be detected. Also, projections of any evaluation of the internal financial controls over financial reporting to future periods are subject to the risk that the internal financial control over financial reporting may become inadequate because of changes in conditions, or that the degree of compliance with the policies or procedures may deteriorate.

For **SANJAY RAJA JAIN & CO.**
Chartered Accountants
FRN 120132W

Sd/-

Surjeet Jain
Partner

Membership No.: 129531
UDIN: 22129531AJZLUW4981

Place: Mumbai
Date: 21st May, 2022

PREMCO GLOBAL LTD

CONSOLIDATED BALANCE SHEET		(Rs. In Lakhs)	
PARTICULARS	NOTE	AS AT 31st MARCH 2022	AS AT 31st MARCH 2021
ASSETS			
1. NON-CURRENT ASSETS			
(a) PROPERTY, PLANT AND EQUIPMENT	4	2,350.25	2,203.30
(b) OTHER INTANGIBLE ASSETS	5	0.33	0.53
(c) FINANCIAL ASSETS			
(i) INVESTMENTS	6A	2,276.55	2,705.50
(ii) LOANS	7A	0.50	0.46
(iii) OTHER FINANCIAL ASSETS	8A	83.46	63.12
(d) OTHER NON-CURRENT ASSETS	9A	47.18	45.79
		<u>4,758.27</u>	<u>5,018.70</u>
2. CURRENT ASSETS			
(a) INVENTORIES	10	2,220.11	2,280.45
(b) FINANCIAL ASSETS			
(i) INVESTMENTS	6B	139.77	-
(ii) TRADE RECEIVABLES	11	1,567.54	1,616.34
(iii) CASH AND CASH EQUIVALENTS	12	2,688.32	1,521.83
(iv) BANK BALANCE OTHER THAN (iii) ABOVE	13	68.38	61.70
(v) LOANS	7B	16.56	13.90
(vi) OTHER FINANCIAL ASSETS	8B	85.45	80.00
(d) OTHER CURRENT ASSETS	9B	874.88	830.46
		<u>7,661.01</u>	<u>6,404.68</u>
TOTAL ASSETS		<u>12,419.28</u>	<u>11,423.38</u>
EQUITY AND LIABILITIES			
1. EQUITY			
(a) EQUITY SHARE CAPITAL	14	330.48	330.48
(b) OTHER EQUITY	15A	9,353.66	8,150.50
		<u>9,684.14</u>	<u>8,480.98</u>
2. MINORITY INTEREST			
	15B	542.99	422.49
3. LIABILITIES			
A. NON - CURRENT LIABILITIES			
(a) FINANCIAL LIABILITIES			
(i) BORROWINGS	16A	125.54	93.20
(ia) LEASE LIABILITIES	17A	461.26	540.50
(ii) OTHER FINANCIAL LIABILITIES	18A	-	148.26
(b) PROVISION	19A	34.38	34.59
(c) DEFERRED TAX LIABILITIES (NET)	20	118.59	37.99
		<u>739.77</u>	<u>854.54</u>
B. CURRENT LIABILITIES			
(a) FINANCIAL LIABILITIES			
(i) BORROWINGS	16B	57.40	571.87
(ia) LEASE LIABILITIES	17B	263.04	145.74
(ii) TRADE PAYABLES			
(a) TOTAL OUTSTANDING DUES OF MICRO ENTERPRISES AND SMALL ENTERPRISES; AND	21	68.93	10.88
(b) TOTAL OUTSTANDING DUES OF CREDITORS OTHER THAN MICRO ENTERPRISES AND SMALL ENTERPRISES.	21	489.22	438.78
(iii) OTHER FINANCIAL LIABILITIES	18B	341.77	215.67
(b) OTHER CURRENT LIABILITIES	22	112.32	123.42
(c) PROVISION	19B	88.10	50.46
(d) CURRENT TAX LIABILITIES (NET)	23	31.60	108.55
		<u>1,452.38</u>	<u>1,665.37</u>
TOTAL EQUITY AND LIABILITIES		<u>12,419.28</u>	<u>11,423.38</u>
SIGNIFICANT ACCOUNTING POLICIES	1-3		
THE ACCOMPANYING NOTES ARE AN INTEGRAL PART OF FINANCIAL STATEMENTS 34 to 55			

" AS PER OUR REPORT OF EVEN DATE "

SANJAY RAJA JAIN & CO.
CHARTERED ACCOUNTANTS
FRN 120132W

Sd/-

SURJEET JAIN
PARTNER
M.NO.129531
UDIN - 22129531AJZLUW4981

FOR AND ON BEHALF OF THE BOARD

Sd/-

ASHOK B. HARJANI
CHAIRMAN & MANAGING DIRECTOR
DIN - 00725890

Sd/-

GAURISH TAWTE
COMPANY SECRETARY

Sd/-

NISHA P. HARJANI
DIRECTOR & CFO
DIN - 00736566

PLACE: MUMBAI
DATED: 21st May, 2022



CONSOLIDATED STATEMENT OF PROFIT & LOSS		(Rs. In Lakhs)	
PARTICULARS	NOTE	FOR THE YEAR ENDED 31st MARCH 2022	FOR THE YEAR ENDED 31st MARCH 2021
I. INCOME			
REVENUE FROM OPERATIONS	24	12,822.69	9,954.46
OTHER INCOME	25	368.17	314.59
TOTAL INCOME		<u>13,190.86</u>	<u>10,269.05</u>
II. EXPENSES			
COST OF MATERIAL CONSUMED	26	6,098.79	4,128.99
CHANGES IN INVENTORIES OF FINISHED GOODS, STOCK-IN-TRADE AND WORK-IN-PROGRESS	27	187.52	322.85
EMPLOYEE BENEFITS EXPENSES	28	2,100.36	1,765.79
FINANCE COSTS	29	196.14	166.54
DEPRECIATION AND AMORTIZATION EXPENSES	30	473.60	457.70
OTHER EXPENSES	31	1,810.47	1,510.56
TOTAL EXPENSES		<u>10,866.88</u>	<u>8,352.43</u>
III. PROFIT BEFORE EXCEPTIONAL ITEMS & TAX (I - II)		<u>2,323.99</u>	<u>1,916.62</u>
IV. EXCEPTIONAL ITEMS	32	(17.32)	134.94
V. PROFIT BEFORE TAX (III - IV)		2,341.31	1,781.68
VI. TAX EXPENSES	33		
CURRENT TAX		406.54	167.52
DEFERRED TAX (ASSET)/LIABILITY		76.40	44.69
SHORT/(EXCESS) INCOME TAX PROVISION		82.51	(2.88)
TOTAL TAX EXPENSES		<u>565.45</u>	<u>209.33</u>
VII. PROFIT FOR THE PERIOD BEFORE MINORITY INTEREST (V - VI)		<u>1,775.86</u>	<u>1,572.35</u>
VIII. MINORITY INTEREST		120.51	181.54
IX. PROFIT FOR THE PERIOD AFTER MINORITY INTEREST (VII - VIII)		<u>1,655.35</u>	<u>1,390.81</u>
X. OTHER COMPREHENSIVE INCOME (OCI)			
(A)(I) ITEMS THAT WILL NOT BE RECLASSIFIED SUBSEQUENTLY TO PROFIT OR LOSS REMEASUREMENT (GAIN/(LOSS) OF NET DEFINED BENEFIT LIABILITY TAX ON ABOVE		15.66	(12.41)
(II) INCOME TAX RELATING TO ABOVE		(3.94)	3.45
(B) (I) ITEMS THAT WILL BE RECLASSIFIED SUBSEQUENTLY TO PROFIT OR LOSS NET GAIN / (LOSS) ON HEDGING INSTRUMENTS IN CASH FLOW HEDGE		1.03	11.69
(II) INCOME TAX RELATING TO ABOVE		(0.26)	(3.25)
TOTAL OF OTHER COMPREHENSIVE INCOME		<u>12.49</u>	<u>(0.52)</u>
XI. TOTAL COMPREHENSIVE INCOME FOR THE PERIOD (IX + X)		<u>1,667.84</u>	<u>1,390.29</u>
XII. EARNING PER EQUITY SHARE			
BASIC	44	50.09	42.08
DILUTED	44	50.09	42.08
SIGNIFICANT ACCOUNTING POLICIES	1-3		
THE ACCOMPANYING NOTES ARE AN INTEGRAL PART OF FINANCIAL STATEMENTS	34 to 55		

" AS PER OUR REPORT OF EVEN DATE "

SANJAY RAJA JAIN & CO.
CHARTERED ACCOUNTANTS
FRN 120132W

Sd/-

SURJEET JAIN
PARTNER
M.NO.129531
UDIN - 22129531AJZLUW4981

FOR AND ON BEHALF OF THE BOARD

Sd/-

ASHOK B. HARJANI
CHAIRMAN & MANAGING DIRECTOR
DIN - 00725890

Sd/-

GAURISH TAWTE
COMPANY SECRETARY

Sd/-

NISHA P. HARJANI
DIRECTOR & CFO
DIN - 00736566

PLACE: MUMBAI
DATED: 21st May, 2022

PREMCO GLOBAL LTD

AUDITED CONSOLIDATED STATEMENT OF CASH FLOW FOR THE YEAR ENDED 31ST MARCH, 2022

PARTICULARS	(Rs. In Lakhs)	
	FOR THE YEAR ENDED 31st MARCH 2022	FOR THE YEAR ENDED 31st MARCH 2021
A. CASH FLOW FROM OPERATING ACTIVITIES:		
NET PROFIT BEFORE TAX	2,341.31	1,781.68
ADJUSTMENTS FOR:		
DEPRECIATION	473.60	457.70
(PROFIT)/LOSS ON SALE OF PROPERTY, PLANT AND EQUIPMENT	(6.77)	(2.26)
PROFIT ON SALE OF INVESTMENTS	(142.31)	(223.12)
FINANCE EXPENSES	196.14	166.54
FOREIGN CURRENCY TRANSLATION -RESERVES	130.18	4.03
INTEREST RECEIVED	(106.32)	(63.86)
PROVISION FOR DOUBTFUL DEBTS WRITE BACK - NET	(3.82)	36.61
OPERATING PROFIT BEFORE WORKING CAPITAL CHANGES	2,882.01	2,157.31
ADJUSTMENTS FOR WORKING CAPITAL CHANGES		
INVENTORIES	60.34	(151.60)
TRADE RECEIVABLES	52.62	(919.84)
OTHER CURRENT FINANCIAL ASSETS	(14.79)	28.63
OTHER CURRENT ASSETS	(44.41)	(173.02)
NON CURRENT FINANCIAL ASSETS	(20.38)	1.48
OTHER NON CURRENT ASSETS	4.43	14.24
OTHER NON CURRENT LIABILITIES	(138.62)	(234.12)
TRADE PAYABLES	108.50	27.49
OTHER CURRENT LIABILITIES / OTHER FINANCIAL LIABILITIES	116.03	(58.59)
SHORT TERM PROVISIONS	4.03	40.89
NET WORKING CAPITAL CHANGES	127.75	(1,424.43)
LESS : TAXES PAID	(532.39)	(92.24)
NET CASH GENERATED FROM OPERATIONS	2,477.36	640.64
B. CASH FLOW FROM INVESTING ACTIVITIES:		
(PURCHASE)/SALE OF INVESTMENTS (NET)- IN SUBSIDIARY	-	-
PURCHASE OF PROPERTY, PLANT & EQUIPMENT	(622.15)	(266.39)
SALE OF PROPERTY, PLANT & EQUIPMENT	8.56	14.25
(PURCHASE)/SALE OF INVESTMENTS (NET)	431.49	(242.78)
INTEREST RECEIVED	106.32	63.86
NET CASH USED IN INVESTING ACTIVITIES	(75.78)	(431.05)
C. CASH FLOW FROM FINANCING ACTIVITIES:		
NON CURRENT BORROWINGS (NET OF REPAYMENTS)	32.33	15.56
CURRENT BORROWINGS (NET OF REPAYMENTS)	(514.47)	(77.29)
DIVIDEND & TAX THEREON	(594.86)	(132.19)
FINANCE EXPENSES	(196.14)	(166.54)
RECOGNITION/(PAYMENT) OF LEASE LIABILITIES INCLUDING INTEREST	38.05	194.76
NET CASH FROM FINANCING ACTIVITIES	(1,235.09)	(165.70)
NET INCREASE IN CASH AND CASH EQUIVALENTS	1,166.49	43.90
OPENING BALANCE OF CASH AND CASH EQUIVALENTS	1,521.83	1,477.93
CLOSING BALANCE OF CASH AND CASH EQUIVALENTS	2,688.32	1,521.83
(i) CASH IN HAND	4.45	5.02
(ii) BALANCE WITH BANKS	2,683.87	1,516.81
TOTAL	2,688.32	1,521.83

" AS PER OUR REPORT OF EVEN DATE "

SANJAY RAJA JAIN & CO.
CHARTERED ACCOUNTANTS
FRN 120132W

Sd/-

SURJEET JAIN
PARTNER
M.NO.129531
UDIN - 22129531AJZLUW4981

FOR AND ON BEHALF OF THE BOARD

Sd/-

ASHOK B. HARJANI
CHAIRMAN & MANAGING DIRECTOR
DIN - 00725890

Sd/-

GAURISH TAWTE
COMPANY SECRETARY

Sd/-

NISHA P. HARJANI
DIRECTOR & CFO
DIN - 00736566

PLACE: MUMBAI
DATED: 21st May, 2022



CONSOLIDATED STATEMENT OF CHANGES IN EQUITY

A Equity share capital

1) Current Reporting Period

(Rs. in Lakhs)

Balance at the beginning of the current reporting period	Changes in Equity Share Capital due to prior period errors	Restated balance at the beginning of the current reporting period	Changes in equity share capital during the current year	Balance at the end of the current reporting period
330.48	-	-	-	330.48

2) Previous Reporting Period

(Rs. in Lakhs)

Balance at the beginning of the current reporting period	Changes in Equity Share Capital due to prior period errors	Restated balance at the beginning of the current reporting period	Changes in equity share capital during the current year	Balance at the end of the current reporting period
330.48	-	-	-	330.48

B Other equity

Particulars	Notes	Reserve and Surplus						Total other equity
		Securities premium Reserve	Capital Reserve	Capital Subsidy Reserve	Foreign Currency Translation Reserve	General Reserve	Retained Earnings	
Balance as at April 1, 2020	15	459.92	3.00	22.78	88.01	1,759.59	4,561.14	6,894.44
Profit for the year		-	-	-	(2.04)	-	1,390.81	1,388.77
Other comprehensive income for the year		-	-	-	-	-	(0.52)	(0.52)
Total comprehensive income for the year, net of tax		-	-	-	(2.04)	-	1,390.29	1,388.25
Transfer to General Reserve		-	-	-	-	-	-	-
Dividend paid on equity shares		-	-	-	-	-	(132.19)	(132.19)
Balance as at March 31, 2021	15	459.92	3.00	22.78	85.97	1,759.59	5,819.24	8,150.50
Profit for the year		-	-	-	130.18	-	1,655.35	1,785.52
Other comprehensive income for the year		-	-	-	-	-	12.49	12.49
Total comprehensive income for the year, net of tax		-	-	-	130.18	-	1,667.84	1,798.02
Transfer to General Reserve / Foreign Currency Translation reserve		-	-	-	-	-	-	-
Dividend paid on equity shares		-	-	-	-	-	(594.86)	(594.86)
Balance as at March 31, 2022	15	459.92	3.00	22.78	216.15	1,759.59	6,892.22	9,353.65

The above consolidated statement of changes in equity should be read in conjunction with the accompanying notes.

" AS PER OUR REPORT OF EVEN DATE "

SANJAY RAJA JAIN & CO.
CHARTERED ACCOUNTANTS
FRN 120132W

Sd/-

SURJEET JAIN
PARTNER
M.NO.129531
UDIN - 22129531AJZLUW4981

FOR AND ON BEHALF OF THE BOARD

Sd/-

ASHOK B. HARJANI
CHAIRMAN & MANAGING DIRECTOR
DIN - 00725890

Sd/-

GAURISH TAWTE
COMPANY SECRETARY

Sd/-

NISHA P. HARJANI
DIRECTOR & CFO
DIN - 00736566

PLACE: MUMBAI
DATED: 21st May, 2022

NOTES FORMING PART OF THE CONSOLIDATED FINANCIAL STATEMENTS

NOTE 1 : General Information

PREMCO GLOBAL LIMITED (the Company) (CIN : L18100MH1986PLC040911) is a public limited company and is listed on Bombay Stock Exchange (BSE). The Company is engaged inter alia, in the business of manufacturing of Knitted & Narrow woven Elastics.

2. BASIS OF CONSOLIDATION AND SIGNIFICANT ACCOUNTING POLICIES :

2A. BASIS OF CONSOLIDATION

- (a) The consolidated financial statements relate to PREMCO GLOBAL LIMITED (the Holding Company) and its subsidiary. The Company and its subsidiary together constitute the "Group". The consolidated financial statements have been prepared on the following basis:
- (i) The financial statements of the Company and its subsidiary have been combined on a line-by-line basis by adding together the book values of like items of assets, liabilities, income and expenses, after eliminating intra-group balances, intra-group transactions resulting in un realised profits or losses.
 - (ii) The unaudited financial statements of the consolidated subsidiary are drawn upto the same reporting date as that of the Company and have been considered for consolidation.
 - (iii) The Foreign Subsidiary being non-integral operations, revenue items are consolidated at the average rate prevailing during the year. All assets and liabilities are converted at the rates prevailing at the end of the year. Any exchange difference arising on consolidation is recognized in the 'Foreign Currency Translation Reserve'.
 - (iv) The Difference between the cost of investment in the subsidiary over the Group's portion of equity as at the date of making the investment is recognised in the financial statements as Goodwill or Capital Reserve as the case maybe.
 - (v) Goodwill arising on consolidation, if any, is deemed to have an indefinite useful life and is reported at acquisition value with deduction for accumulated impairments after periodic tests.
 - (vi) Minority Interest comprises:
 - a. The amount of equity attributable to the minorities at the date on which investment in a subsidiary is made; and
 - b. The minorities' share of movements in equity since the date the parent-subsidiary relationship came into existence.
 - (vii) Minority interest in the net assets of the consolidated subsidiary is identified and presented in the consolidated balance sheet separately from liabilities and equity of the company's shareholders.
 - (a) Minority's share of net profit for the year of consolidated subsidiary is identified and adjusted against the profit after tax of the group.
 - (b) The list of subsidiaries, which are included in the consolidation with their respective country of incorporation and the Group's holding therein, is given below;
 - i) **Particulars of subsidiary (held directly):**

Name of the Company	County of Incorporation	% of voting power as at 31 st March, 2022	% of voting power as at 31 st March, 2021
Premco Global Vietnam Co. Ltd	Vietnam	85%	85%

NOTE 2 : Significant Accounting Policies

1. Basis of preparation of Financial Statements

- a) These financial statements have been prepared in accordance with Indian Accounting Standards (Ind-AS), notified under section 133 of the Companies Act, 2013 read with Rule 3 of the Companies (Indian Accounting Standards) Rules, 2015, under the historical cost convention on accrual basis, except for certain financial instruments (including derivatives instruments) and defined benefit plans – Plan assets, which are measured at fair values, as specified at places of respective categories.



NOTES FORMING PART OF THE CONSOLIDATED FINANCIAL STATEMENTS

- b) All the assets and liabilities have been classified as current or non-current as per the Company's normal operating cycle and other criteria set out in the Schedule III to the Companies Act, 2013. Based on the nature of products and the time between the acquisition of assets for processing and their realization in cash and cash equivalent, the Company has ascertained its operating cycle to be twelve months for the purpose of current – non-current classification of assets and liabilities.
- c) Accounting policies not specifically referred to otherwise are consistent with the generally accepted accounting principles followed by the Company.

2. Property, Plant and Equipment and Depreciation

A) Property Plant and Equipment:

- a) Freehold land is carried at historical cost. All other Tangible Fixed assets are stated at cost of acquisition or construction, less accumulated depreciation. All costs, including borrowing cost till respective assets is put to use, are capitalized.
- b) Intangible assets are stated at acquisition cost, net of accumulated amortization and accumulated impairment losses, if any.
- c) Losses arising from the retirement of and gains & losses arising from disposal of fixed assets, which are carried at cost, are recognized in the statement of profit & loss.
- d) On transition to Ind AS, the Company has opted to continue with the carrying value of all of its property, plant and equipment recognized as at April 01, 2016 measured as per the previous GAAP and use that carrying value as the deemed cost of the property, plant and equipment on the transition date.

B) Depreciation:

- i) Depreciation has been provided as under:
- (i) For assets existing on 1st April 2014 the carrying amount will be amortized over the remaining useful lives on straight line method as prescribed in the schedule II of Companies Act, 2013.
- (ii) For the assets added after the 1st April 2014 :- On straight line method at the useful
Lives prescribed in Schedule II to
The Companies Act, 2013.
- (iii) The estimated useful lives are as follows:

Assets	Useful Life
Factory Building	30 years
Plant & Machinery	15 years
Electrical Fittings	10 years
Furniture & Fixture	10 years
Vehicle	8 years
Generator	15 years
Heating Module	15 years
Air Conditioner	5 years
Office Equipment's	5 years
Computer	3 years
Lease Hold Improvement	4 years
Lab Equipment	10 years

- (iv) Leasehold Improvements are written off over the period of lease or lease term whichever is shorter.

NOTES FORMING PART OF THE CONSOLIDATED FINANCIAL STATEMENTS

- (v) Intangible assets comprising of software capitalized is amortized over a period of 3 years. Intangible assets comprising of cost incurred, Patent capitalized is amortized over a period of 5 years.
 - (vi) Depreciation on assets added/ disposed off during the year has been provided on pro-rata basis with reference to the days of addition/ disposal.
 - (vii) The residual values are not more than 5% of the original cost of the asset
- II) Depreciation in case of assets held by subsidiary Company are charged on a straight line basis over the estimated useful life of these assets, which are as follows:

Assets	Years
Buildings and Structures	05 - 41
Machinery and Equipment	05 - 10
Motor Vehicles	05 - 10
Office Equipment	03 - 05

3. Foreign Exchange Transaction

- (i) Functional currency and presentation currency :

The functional currency of the Company is the Indian rupee. These financial statements are presented in Indian rupees, which is the Company's functional and presentation currency.

- (ii) Transactions and balances :

Transactions denominated in foreign currencies are translated into the functional currency at the exchange rates prevailing at the time of the transaction. Foreign exchange gains and losses resulting from the settlement of such transactions and from Monetary assets and liabilities in foreign currency, outstanding at the end of the year are converted into Indian currency at the rate prevailing on the Balance Sheet date. Resulting gain or loss is recognized in statement of profit or loss.

At the reporting date, non-monetary items which are carried in terms of historical cost denominated in foreign currency are reported using the exchange rate at the date of transaction.

Forward Exchange Contracts:-

The premium or discount arising at the inception of the forward exchange contracts entered into to hedge an existing assets/ liability, is amortized as expense or income over the life of the contract. Exchange differences on such contracts are recognized in the statement of profit & loss in the reporting period in which the exchange rate changes.

Forward exchange contracts outstanding as at the year end on account of firm commitment/ highly probable forecast transaction are marked to market and the gains or the losses, if any , is recognized as Other Comprehensive Income (OCI).

4. Investments

- a) Investments that are readily realizable and are intended to be held for not more than one year from the date, on which such investments are made, are classified as current investments. All the other investments are classified as non-current investments.
- b) Upon first time adoption of Ind AS, the Company has opted to continue with the carrying value of all of its investment in subsidiary recognized as at April 1, 2016 at cost. However, provision for diminution is made to recognize a decline, other than temporary, in the value of investments, such reduction being determined and made for each investment individually.
- c) Equity instruments: The Company measures its equity investment other than in subsidiaries, joint ventures and associates at fair value through profit and loss. However where the Company's management makes an irrevocable choice on initial recognition to present fair value gains and losses on specific equity investments in other comprehensive income (Currently no such choice made), there is no subsequent reclassification, on sale or otherwise, of fair value gains and losses to the Statement of Profit and Loss.



NOTES FORMING PART OF THE CONSOLIDATED FINANCIAL STATEMENTS

d) Debt instruments: The Company classifies its debt instruments into following categories:

- (1) Amortised cost: Assets that are held for collection of contractual cash flows where those cash flows represent solely payments of principal and interest are measured at amortised cost. Interest income from these financial assets is included in other income using the effective interest rate method.
- (2) Fair value through profit and loss: Assets that do not meet the criteria for amortised cost are measured at fair value through statement of Profit and Loss. Interest income from these financial assets is included in other income.

5. Inventories

Inventories are stated at lower of cost and net realizable value.

Cost of raw materials is determined using FIFO method except for Subsidiary where Cost is determined using weighted average method. However, these items are considered realizable at cost if the finished products, in which they will be used, are expected to be sold at or above cost.

The cost of finished goods and Stock-in-process comprises raw materials, direct labour, other direct costs and related production overheads upto the relevant stage of completion.

Waste material are valued at Net Realizable value.

Net realizable value is the estimated selling price in the ordinary course of business, less the estimated costs of completion and the estimated costs necessary to make the sale.

License stock are stated at the Duty credit entitlement value.

6. Recognition of Income & Expenditure

- (i) Revenue/ Incomes and Costs/ Expenditure are generally accounted on accrual, as they are earned or incurred.
- (ii) a) Sale of Goods is recognized on transfer of significant risks and rewards of ownership which is generally on the dispatch of goods.
 - b) Sales of goods are accounted excluding taxes, wherever applicable.
- (iii) Export incentives under the "Duty Drawback Scheme" etc. is accounted as income in the year of export.
- (iv) Interest Income/ expenditure is recognized on the time proportion basis taking into account of the amount outstanding and the rate applicable.
- (v) Dividend income is recognized when the right to received dividend is established.
- (vi) Government Grants in the form of Market Linked Focus Product License (MLFPL Scheme)/M.E.I.S are recognized based on export on an accrual basis.

7. Government Grants & Subsidies

Government Grants are recognized when there is a reasonable assurance that the same will be received and all attaching conditions will be complied with. Revenue grants are recognized in the Statement of Profit and Loss. Capital grants relating to specific tangible / Intangible Assets are shown separately as Current/Non Current Liability and has not been reduced from the gross value of the respective Tangible / Intangible Assets.

8. Customs Duty

Custom Duty is accounted for as and when paid on the clearance of the goods for home Consumption.

9. Employees Retirement and other benefits

a) Provident fund:-

The contribution of the Company on a monthly basis towards Provident Fund and Employee State Insurance, which are, defined contributions plans are charged to revenue. The company has paid to regulatory authority & has no further obligations other than these contributions.

NOTES FORMING PART OF THE CONSOLIDATED FINANCIAL STATEMENTS

b) Escrow Deposits Scheme:-

The company has a defined contribution plan towards employee escrow deposit scheme for eligible employee's as per terms of employment.

The company also under obligation to pay interest on the escrow deposit contribution made by Company as well as the equivalent amount of cumulative escrow deposit monthly retention recovered from the employee covered in the scheme. The interest is provided as liability to be paid upon Retirement, resignation, termination of employment subject to fulfillment of agreed term & Conditions.

The Company assesses its liability based on (using the Projected Unit Credit method) and Actuarial losses/ gains are recognized in the statement of profit & loss in the year in which they arise.

Remeasurement gains and losses arising from experience adjustments and changes in actuarial assumptions are recognized in the period in which they occur, directly in other comprehensive income, which are included in retained earnings in the statement of changes in equity and in the balance sheet. Changes in the present value of the defined benefit obligation resulting from plan amendments or curtailments are recognized immediately in the statement of profit and loss as past service cost.

c) Employee Security Deposit scheme:-

The company retains an amount as a security deposit on monthly basis for eligible employees as a part of employee retention policy for 3 years from the date of appointment. The company also under an obligation to pay interest on the security deposit retention received from the employee covered in the scheme. The interest is provided as liability to be paid upon Retirement, resignation, termination of employment subject to fulfillment of agreed term & Conditions.

d) Leave Encashment:-

Leave Encashment towards accumulated Compensated Absences are the company's defined benefit plan payable upon Retirement, resignation, termination of employment. The present value of the obligation under such defined benefit plan is determined based on actuarial Valuation using the Projected Unit Credit Method.

Remeasurement gains and losses arising from experience adjustments and changes in actuarial assumptions are recognized in the period in which they occur, directly in other comprehensive income, which are included in retained earnings in the statement of changes in equity and in the balance sheet. Changes in the present value of the defined benefit obligation resulting from plan amendments or curtailments are recognized immediately in the statement of profit and loss as past service cost.

e) Gratuity:-

The company provides for gratuity, a defined benefit plan (the Gratuity plan) covering eligible employees in accordance with the Payment of Gratuity Act, 1972. The Gratuity plan provides a lump sum payment to vested employees at retirement, death, incapacitation or termination of employment, of an amount based on the respective employee's salary and the tenure of employment. The company's liability is actually determined under (using the Projected Unit Credit method) at the end of each year.

Actuarial losses/ gains are recognized in the statement of profit & loss in the year in which they arise.

The company has subscribed to a gratuity plan which is administrated through HDFC Standard life and a trust which is administrated through trustees.

Remeasurement gains and losses arising from experience adjustments and changes in actuarial assumptions are recognized in the period in which they occur, directly in other comprehensive income, which are included in retained earnings in the statement of changes in equity and in the balance sheet. Changes in the present value of the defined benefit obligation resulting from plan amendments or curtailments are recognized immediately in the statement of profit and loss as past service cost.

10. Provision & Contingent Liabilities

Provision

provision are recognized when there is a present obligation as a result of a past event and it is probable that an outflow of benefits will be required to settle the obligation and there is a reliable estimate of the amount of the obligation.



NOTES FORMING PART OF THE CONSOLIDATED FINANCIAL STATEMENTS

Contingent liabilities

Contingent liabilities are disclosed when there is a possible obligation arising from the past events, the existence of which will be confirmed only on the occurrence or non occurrence of one or more uncertain future events not wholly within the control of the company or a present obligation that arises from past events where it is either not portable that an outflow of resources will be required to settle or a reliable estimate of the amount cannot be made.

11. Income Tax, Deferred Tax and Dividend Distribution Tax

a) Current and Deferred Tax

Tax expense for the period, comprising Current tax and Deferred Tax are included in the determination of net profit or loss for the period.

Current tax is measured at the amount expected to be paid to the tax authorities in accordance with the taxation laws prevailing in India.

Deferred Tax is recognized for all the timing differences, subject to the consideration of prudence in respect of deferred tax assets. Deferred tax assets are recognized and carried forward only to the extent that there is a reasonable certainty that sufficient future taxable income will be available against which such deferred tax assets can be realized.

Deferred Tax assets and liabilities are measured using the tax rates and tax laws that have been enacted and substantively enacted by the Balance Sheet date. At each Balance Sheet date, the company re-assesses unrecognized deferred tax assets, if any.

Deferred tax assets and liabilities are offset when there is a legally enforceable right to offset current tax assets and liabilities and when the deferred tax balances related to the same taxation authority. Current tax assets and tax liabilities are offset where the entity has a legally enforceable right to offset and intends either to settle on a net basis or to realize the asset and settle the liability simultaneously.

Current and deferred tax is recognized in the statement of profit and loss, except to the extent that it relates to items recognized in other comprehensive income or directly in equity.

12. Borrowing Cost

Borrowing cost incurred in relation to the acquisition, construction of assets are capitalized as the part of cost of such assets up to date which such assets are ready for intended use. Other borrowing costs are charged as an expense over the period of Term Loan.

13. Impairment of Assets

Assessment is done at each Balance Sheet date as to whether there is any indication that a tangible asset may be impaired. For the purpose of assessing impairment, the smallest identifiable group of asset that generates cash inflows from continuing use that are largely independent of the cash inflow from other assets or groups of assets, is considered as a cash generating unit. If any such indication exists, an estimate of the recoverable amount of the asset/cash generating unit is made.

Assets whose carrying value exceeds their recoverable amount are written down to the recoverable amount. Recoverable amount is higher of an asset's or cash generating unit's net selling price and its value in use. Value in use is the present value of estimated future cash flows expected to arise from the continuing use of an assets and from its disposal at the end of its useful life. Assessment is also done at each Balance Sheet date as to whether there is any indication that an impairment loss recognized for an asset in prior accounting periods may no longer exist or may have decreased.

14. Leases (As a lessee):

The Company has adopted Ind AS 116 "Leases" using the modified retrospective approach with effect from initially applying this standard from 1st April 2019.

The Company evaluates if an arrangement qualifies to be a lease as per the requirements of Ind AS 116 and this may require significant judgment. The Company also uses significant judgement in assessing the lease term (including anticipated renewals) and the applicable discount rate.

NOTES FORMING PART OF THE CONSOLIDATED FINANCIAL STATEMENTS

The Company determines the lease term as the non-cancellable period of a lease, together with both periods covered by an option to extend or terminate the lease if the Company is reasonably certain based on relevant facts and circumstances that the option to extend or terminate will be exercised. If there is a change in facts and circumstances, the expected lease term is revised accordingly.

The discount rate is generally based on the interest rate specific to the lease being evaluated or if that cannot be easily determined the incremental borrowing rate for similar term is used.

The Company has elected not to recognise right-of-use assets and lease liabilities for short-term leases that have a lease term of 12 months or less and leases of low-value assets. The Company recognises the lease payments associated with these leases as an expense on a straight-line basis over the lease term.

The Company recognises a right-of-use asset and a lease liability at the lease commencement date. The right-of-use asset is initially measured at cost, which comprises the initial amount of the lease liability adjusted for any lease payments made at or before the commencement date, plus any initial direct costs incurred and restoration cost, less any lease incentives received.

The right-of-use assets are subsequently depreciated over the shorter of the asset's useful life and the lease term on a straight-line basis. In addition, the right-of-use asset is reduced by impairment losses, if any.

The lease liability is initially measured at amortised cost at the present value of the future lease payments. When a lease liability is remeasured, the corresponding adjustment of the lease liability is made to the carrying amount of the right-of-use asset, or is recorded in profit or loss if the carrying amount of the right-of-use asset has been reduced to zero.

15. Cash and Cash Equivalents:

In the Cash flow statement, cash and cash equivalents include cash on hand, demand deposits with bank, other short term highly liquid investments with original maturity of three months or less.

16. Earnings per share:

Basic earnings per share are calculated by dividing the net profit or loss for the period attributable to equity shareholders by weighted average number of equity shares outstanding during the period. The Weighted average number of equity shares outstanding during the period and for all periods presented is adjusted for the events, such as bonus shares, other than conversion of potential equity share that have changed the number of equity shares outstanding, without a corresponding change in resources.

For the purpose of calculating diluted earnings per share, the net profit or loss for the period attributable to equity share holders and the weighted average number of shares outstanding during the period is adjusted for the effects of all dilutive potential equity shares.

17. Financial Instruments

A financial instrument is a contract that gives rise to a financial asset of one entity and a financial liability or equity instrument of another entity.

1) Financial Assets

i) Classification

The Company classifies its financial assets in the following measurement categories:

- a) at fair value either through other comprehensive income (FVOCI) or through profit and loss (FVTPL); and
- b) at amortised cost.

The classification depends on the entity's business model for managing the financial assets and the contractual terms of the cash flows.

Gains and losses will either be recorded in the statement of profit and loss or other comprehensive income for assets measured at fair value.

For investments in debt instruments, this will depend on the business model in which the investment is held.

For investments in equity instruments, this will depend on whether the Company has made an irrevocable election at the time of initial recognition to account for the equity investment at fair value or through other comprehensive income.

NOTES FORMING PART OF THE CONSOLIDATED FINANCIAL STATEMENTS

The Company reclassifies debt investments when and only when its business model for managing those assets changes.

ii) Measurement

At initial recognition, in case of a financial asset not at fair value through the statement of profit and loss account, the Company measures a financial asset at its fair value plus transaction costs that are directly attributable to the acquisition of the financial asset. Transaction costs of financial assets carried at fair value through the statement of profit and loss are expensed in profit or loss.

a) Debt instruments

There are three measurement categories into which the Company classifies its debt instruments:

Amortised cost: Assets that are held for collection of contractual cash flows where those cash flows represent solely payments of principal and interest are measured at amortised cost. Gain or loss on a debt investment that is subsequently measured at amortised cost and is not part of a hedging relationship is recognised in the statement of profit and loss when the asset is derecognised or impaired. Interest income from these financial assets is included in other income using the effective interest rate method.

Fair value through other comprehensive income (FVOCI): Assets that are held for collection of contractual cash flows and for selling the financial assets, where the assets' cash flows represent solely payments of principal and interest, are measured at fair value through other comprehensive income (FVOCI). Movements in the carrying amount are taken through OCI, except for the recognition of impairment gains or losses, interest income and foreign exchange gains and losses which are recognised in profit and loss. When the financial asset is derecognised, the cumulative gain or loss previously recognised in OCI is reclassified from equity to the statement of profit and loss and recognised in other income or other expenses (as applicable). Interest income from these financial assets is included in other income using the effective interest rate method.

Fair value through profit and loss (FVTPL) : Assets that do not meet the criteria for amortised cost or FVOCI are measured at fair value through the profit and loss. A gain or loss on a debt investment that is subsequently measured at fair value through profit and loss and is not part of a hedging relationship is recognised in the statement of profit and loss and within other income or other expenses (as applicable) in the period in which it arises. Interest income from these financial assets is included in other income or other expenses, as applicable.

b) Equity instruments

The Company measures all equity investments (except Equity investment in subsidiaries and joint ventures) at fair value. The Company's management has opted to present fair value gains and losses on equity investments through profit and loss account. Dividends from such investments are recognised in the statement of profit and loss as other income when the Company's right to receive payments is established.

Changes in the fair value of financial assets at fair value through profit and loss are recognised in other income or other expenses, as applicable in the statement of profit and loss.

iii) Impairment of financial assets

The Company assesses on a forward looking basis the expected credit losses associated with its assets carried at amortised cost and FVOCI debt instruments. The impairment methodology applied depends on whether there has been a significant increase in credit risk. For trade receivables only, the company applies the simplified approach permitted by Ind AS 109 Financial Instruments, which requires expected lifetime losses to be recognised from initial recognition of the receivables.

iv) Derecognition of financial assets

A financial asset is derecognised only when –

- a) The Company has transferred the rights to receive cash flows from the financial asset or
- b) Retains the contractual rights to receive the cash flows of the financial asset, but assumes a contractual obligation to pay the cash flows to one or more recipients.

NOTES FORMING PART OF THE CONSOLIDATED FINANCIAL STATEMENTS

Where the company has transferred an asset, it evaluates whether it has transferred substantially all risks and rewards of ownership of the financial asset. In such cases, the financial asset is derecognised. Where the entity has not transferred substantially all risks and rewards of ownership of the financial asset, the financial asset is not derecognized.

Where the company has neither transferred a financial asset nor retains substantially all risks and rewards of ownership of the financial asset, the financial asset is derecognised if the Company has not retained control of the financial asset. Where the Company retains control of the financial asset, the asset is continued to be recognised to the extent of continuing involvement in the financial asset.

v) **Income Recognition**

Interest income

Interest income from debt instruments is recognised using the effective interest rate method. The effective interest rate is the rate that exactly discounts estimated future cash receipts through the expected life of the financial asset to the gross carrying amount of a financial asset. When calculating the effective interest rate, the company estimates the expected cash flows by considering all the contractual terms of the financial instrument (for example, prepayment, extension, call and similar options) but does not consider the expected credit losses.

Dividend income

Dividends are recognised in the statement of profit and loss only when the right to receive payment is established, it is probable that the economic benefits associated with the dividend will flow to the Company, and the amount of the dividend can be measured reliably.

vi) **Cash and cash equivalents**

Cash and cash equivalents include cash on hand, deposits held at call with financial institutions, other short-term, highly liquid investments with original maturities of three months or less, that are readily convertible to known amounts of cash and which are subject to an insignificant risk of changes in value.

vii) **Trade Receivables**

Trade receivables are recognised initially at their fair value and subsequently measured at amortised cost using the effective interest rate method, less provision for impairment.

2) **Financial Liabilities**

i) **Measurement**

Financial liabilities are initially recognised at fair value, reduced by transaction costs (in case of financial liabilities not recorded at fair value through profit and loss), that are directly attributable to the issue of financial liability. All financial liabilities are subsequently measured at amortised cost using effective interest method. Under the effective interest method, future cash outflow are exactly discounted to the initial recognition value using the effective interest rate, over the expected life of the financial liability, or, where appropriate, a shorter period. At the time of initial recognition, there is no financial liability irrevocably designated as measured at fair value through profit and loss.

ii) **Derecognition**

A financial liability is derecognised when the obligation under the liability is discharged or cancelled or expires. When an existing financial liability is replaced by another from the same lender on substantially different terms, or the terms of an existing liability are substantially modified, such an exchange or modification is treated as the de-recognition of the original liability and the recognition of a new liability. The difference in the respective carrying amounts is recognised in the statement of profit and loss.

iii) **Trade and other payables**

These amounts represent liabilities for goods and services provided to the Company prior to the end of financial year which are unpaid. The amounts are unsecured and are usually paid as per payment terms.



NOTES FORMING PART OF THE CONSOLIDATED FINANCIAL STATEMENTS

iv) Derivatives and hedging activities

Derivatives are initially recognised at fair value on the date a derivative contract is entered into and are subsequently re-measured to their fair value at the end of each reporting period. Resulting gains/(losses) are recorded in statement of profit and loss under other income/other expenses. Derivatives are classified as a current asset or liability when expected to be realised/settled within 12 months of the balance sheet date.

Offsetting financial instruments

Financial assets and liabilities are offset and the net amount is reported in the balance sheet where there is a legally enforceable right to offset the recognised amounts and there is an intention to settle on a net basis or realise the asset and settle the liability simultaneously. The legally enforceable right must not be contingent on future events and must be enforceable in the normal course of business and in the event of default, insolvency or bankruptcy of the Company or the counterparty.

NOTE : 3A Critical estimates and judgments

In the application of the company's accounting policies, which are described in note 2, the management is required to make judgment, estimates, and assumptions about the carrying amounts of assets and liabilities that are not readily apparent from other process. The estimates and associated assumptions are based on historical experience and other factors that are considered to be relevant. Actual results may differ from these estimates.

The estimates and underlying assumptions are reviewed on an ongoing basis. Revisions to accounting estimates are recognised in the period in which the estimate is revised if the revision affects only that period or in the period of the revision and future period if the revision affects both current and future period.

The following are the critical estimates and judgments that have the significant effect on the amounts recognised in the financial statements.

Critical estimates and judgments

i) Estimation of current tax expense and deferred tax

The calculation of the company's tax charge necessarily involves a degree of estimation and judgment in respect of certain items whose tax treatment cannot be finally determined until resolution has been reached with the relevant tax authority or, as appropriate, through a formal legal process. Significant judgments are involved in determining the provision for income taxes, including amount expected to be paid/recovered for uncertain tax positions. Where the final tax outcome of these matters is different from the amounts that were initially recorded, such differences will impact the current and deferred income tax in the period in which such determination is made.

Recognition of deferred tax assets / liabilities

The recognition of deferred tax assets is based upon whether it is probable that sufficient and suitable taxable profits will be available in the future against which the reversal of temporary differences can be deducted. To determine the future taxable profits, reference is made to the approved budgets of the company. Where the temporary differences are related to losses, local tax law is considered to determine the availability of the losses to offset against the future taxable profits as well as whether there is convincing evidence that sufficient taxable profit will be available against which the unused tax losses or unused tax credits can be utilised by the company. Significant items on which the Company has exercised accounting judgment include recognition of deferred tax assets in respect of losses. The amounts recognised in the financial statements in respect of each matter are derived from the Company's best estimation and judgment as described above.

ii) Estimation of Provisions and Contingent Liabilities

The company exercises judgment in measuring and recognising provisions and the exposures to contingent liabilities, which is related to pending litigation or other outstanding claims. Judgment is necessary in assessing the likelihood that a pending claim will succeed, or a liability will arise, and to quantify the possible range of the financial settlement.

Because of the inherent uncertainty in this evaluation process, actual liability may be different from the originally estimated as provision. Although there can be no assurance of the final outcome of the legal proceedings in which the company is involved, it is not expected that such contingencies will have a material effect on its financial position or profitability.

NOTES FORMING PART OF THE CONSOLIDATED FINANCIAL STATEMENTS

iii) Estimation of useful life of Property, Plant and Equipment, Intangible assets, Investment properties

Property, Plant and Equipment, Intangible assets, Investment properties represent a significant proportion of the asset base of the company. The charge in respect of periodic depreciation is derived after determining an estimate of an asset's expected useful life and the expected residual value at the end of its life. The useful lives and residual values of company's assets are determined by management at the time the asset is acquired and reviewed periodically, including at each financial year end. The useful lives are based on historical experience with similar assets as well as anticipation of future events, which may impact their life, such as changes in technology.

iv) Estimation of provision for inventory

The company writes down inventories to net realisable value based on an estimate of the realisability of inventories. Write downs on inventories are recorded where events or changes in circumstances indicate that the balances may not be realised. The identification of write-downs requires the use of estimates of net selling prices of the down-graded inventories. Where the expectation is different from the original estimate, such difference will impact the carrying value of inventories and write-downs of inventories in the periods in which such estimate has been changed.

v) Estimation of defined benefit obligation

The present value of the defined benefit obligations depends on a number of factors that are determined on an actuarial basis using a number of assumptions. The assumptions used in determining the net cost (income) for post employment plans include the discount rate. Any changes in these assumptions will impact the carrying amount of such obligations.

The company determines the appropriate discount rate at the end of each year. This is the interest rate that should be used to determine the present value of estimated future cash outflows expected to be required to settle the defined benefit obligations. In determining the appropriate discount rate, the company considers the interest rates of government bonds of maturity approximating the terms of the related plan liability.

vi) Estimated fair value of Financial Instruments

The fair value of financial instruments that are not traded in an active market is determined using valuation techniques. The Management uses its judgment to select a variety of methods and make assumptions that are mainly based on market conditions existing at the end of each reporting period.

vii) Impairment of Trade Receivable

The impairment provisions for trade receivable are based on assumptions about risk of default and expected loss rates. The company uses judgment in making these assumptions and selecting the inputs to the impairment calculation, based on the company's past history, existing market conditions as well as forward looking estimates at the end of each reporting period.

NOTES FORMING PART OF THE CONSOLIDATED FINANCIAL STATEMENTS

NOTE 4. PROPERTY PLANT & EQUIPMENT COMPRISE OF OWNED AND LEASED ASSETS THAT DO NOT MEET THE DEFINITION OF INVESTMENT PROPERTY.

PARTICULARS	GROSS CARRYING AMOUNT			ACCUMULATED DEPRECIATION				NET CARRYING AMOUNT	
	As At 01.04.2021	ADDITIONS	DISPOSALS / ADJUSTMENTS	As At 31.03.2022	As At 01.04.2021	FOR THE YEAR DEPRECIATION	DISPOSALS / ADJUSTMENTS	AS AT 31.03.2022	As At 31.03.2022
FREEHOLD LAND	24.13	-	-	24.13	-	-	-	-	24.13
FACTORY BUILDING	481.53	-	-	481.53	242.83	12.39	0.05	255.18	226.35
LEASE HOLD IMPROVEMENT	19.21	-	-	19.21	19.21	-	-	19.21	-
PLANT & MACHINERY	2,830.66	298.88	20.60	3,108.94	1,738.64	225.29	38.77	1,925.16	1,183.78
ELECT. FITTINGS	56.48	-	-	56.48	52.54	0.29	-	52.83	3.64
FURNITURE & FIXTURE	40.77	0.59	-	41.36	32.66	1.10	-	33.76	7.60
VEHICLE	165.67	48.90	15.25	199.33	109.68	20.10	15.10	114.68	84.65
GENERATOR	24.32	-	-	24.32	21.79	0.44	-	22.23	2.09
HEATING MODULE	1.41	-	-	1.41	1.14	0.02	-	1.16	0.25
AIR CONDITIONER	23.39	-	-	23.39	18.15	0.97	-	19.12	4.26
OFFICE EQUIPMENT	74.14	2.75	-	76.88	41.92	7.65	0.84	48.72	28.16
COMPUTER	40.49	4.45	-	44.94	31.87	3.41	-	35.28	9.67
LAB EQUIPMENT	17.05	4.36	-	21.41	4.71	1.82	-	6.53	14.87
SOLAR PANEL	14.77	-	-	14.77	0.14	2.31	-	2.46	12.31
TOTAL - A	3,814.02	359.92	35.85	4,138.09	2,315.28	275.80	54.76	2,536.32	1,601.77
RIGHT TO USE (LEASE)									
PREMISES UNDER LEASE	1,069.08	243.41	-	1,312.49	364.52	199.49	-	564.01	748.48
TOTAL - B	1,069.08	243.41	-	1,312.49	364.52	199.49	-	564.01	748.48
G. TOTAL (A + B)	4,883.10	603.34	35.85	5,450.58	2,679.80	475.29	54.76	3,100.33	2,350.25

NOTE 4. PROPERTY PLANT & EQUIPMENT COMPRISE OF OWNED AND LEASED ASSETS THAT DO NOT MEET THE DEFINITION OF INVESTMENT PROPERTY.

PARTICULARS	GROSS CARRYING AMOUNT			ACCUMULATED DEPRECIATION				NET CARRYING AMOUNT	
	As At 01.04.2020	ADDITIONS	DISPOSALS / ADJUSTMENTS	As At 31.03.2021	As At 01.04.2020	FOR THE YEAR DEPRECIATION	DISPOSALS / ADJUSTMENTS	AS AT 31.03.2021	As At 31.03.2021
FREEHOLD LAND	24.13	-	-	24.13	-	-	-	-	24.13
FACTORY BUILDING	464.29	17.05	(0.19)	481.53	230.66	11.98	(0.20)	242.83	238.70
LEASE HOLD IMPROVEMENT	19.21	-	-	19.21	19.21	-	-	19.21	-
PLANT & MACHINERY	2,910.01	190.48	269.82	2,830.66	1,765.98	240.07	267.42	1,738.64	1,092.03
ELECT. FITTINGS	56.48	-	-	56.48	52.22	0.32	0.00	52.54	3.94
FURNITURE & FIXTURE	41.45	0.78	1.46	40.77	33.39	1.31	2.03	32.66	8.11
VEHICLE	157.60	26.49	18.42	165.67	104.80	12.36	7.48	109.68	55.99
GENERATOR	24.32	-	-	24.32	21.33	0.47	0.00	21.79	2.53
HEATING MODULE	1.21	0.20	-	1.41	1.13	0.01	(0.00)	1.14	0.27
AIR CONDITIONER	24.47	4.14	5.23	23.39	21.80	1.32	4.97	18.15	5.24
OFFICE EQUIPMENT	69.74	2.61	(1.79)	74.14	31.67	7.08	(3.16)	41.92	32.22
COMPUTER	35.89	4.61	-	40.49	29.40	3.20	0.74	31.87	8.63
LAB EQUIPMENT	12.16	4.89	(0.00)	17.05	3.45	1.26	0.00	4.71	12.34
SOLAR PANEL	-	14.77	-	14.77	-	0.14	-	0.14	14.63
TOTAL-A	3,840.95	266.03	292.95	3,814.02	2,315.05	279.51	279.28	2,315.28	1,498.74
RIGHT TO USE (LEASE)									
PREMISES UNDER LEASE	1,069.08	-	-	1,069.08	182.26	182.26	-	364.52	704.56
TOTAL - B	1,069.08	-	-	1,069.08	182.26	182.26	-	364.52	704.56
G. TOTAL (A + B)	4,910.02	266.03	292.95	4,883.10	2,497.31	461.77	279.28	2,679.80	2,203.30

NOTES FORMING PART OF THE CONSOLIDATED FINANCIAL STATEMENTS

NOTES :

1. Refer Note 35 for disclosure of contractual commitments for the acquisition of property, plant and equipment.
2. The information on property, plant and equipment pledged as security by the company (Refer note 36)
3. The addition to property, plant and equipment are by way of an asset acquisition & not through any business combination.
4. Disclosures related to the Title deeds of Immovable Properties not held in name of the Company.

Relevant line item in the Balance sheet	Description of item of property	Gross carrying value	Title deeds held in the name of	Whether title deed holder is a promoter, director or relative of promoter/director or employee of promoter/director	Property held since which date	Reason for not being held in the name of the company
Property Plant & Equipment -				N. A.		
Investment property -				N. A.		
Property Plant & Equipment held for disposal-				N. A.		

NOTE 5. OTHER INTANGIBLE ASSETS F.Y. : 2021-22

(Rs. in lakhs)

PARTICULARS	GROSS CARRYING AMOUNT			ACCUMULATED DEPRECIATION			NET CARRYING AMOUNT	
	As At 01.04.2021	ADDITIONS	DISPOSALS / ADJUSTMENTS	As At 31.03.2022	As At 01.04.2021	FOR THE YEAR DEPRECIATION	AS AT 31.03.2022	As At 31.03.2022
COMPUTER (SOFTWARE)	11.22	-	-	11.22	11.22	-	11.22	-
PATENTS	0.79	-	-	0.79	0.27	0.20	0.47	0.33
TOTAL	12.01	-	-	12.01	11.48	0.20	11.68	0.33

NOTE 5. OTHER INTANGIBLE ASSETS F.Y. : 2019-20

(Rs. in lakhs)

PARTICULARS	GROSS CARRYING AMOUNT			ACCUMULATED DEPRECIATION			NET CARRYING AMOUNT	
	As At 01.04.2020	ADDITIONS	DISPOSALS / ADJUSTMENTS	As At 31.03.2021	As At 01.04.2020	FOR THE YEAR DEPRECIATION	AS AT 31.03.2021	As At 31.03.2021
COMPUTER (SOFTWARE)	11.22	-	-	11.22	11.01	0.21	11.22	-
PATENTS	0.43	0.36	-	0.79	0.17	0.10	0.27	0.53
TOTAL	11.65	0.36	-	12.01	11.17	0.31	11.48	0.53



NOTES FORMING PART OF THE CONSOLIDATED FINANCIAL STATEMENTS

NOTE 6. NON CURRENT INVESTMENTS.

A) NON CURRENT

Rs in Lakhs

NO. OF UNITS MARCH 2022	NO. OF UNITS MARCH 2021	PARTICULARS	AS AT 31st MARCH 2022	AS AT 31st MARCH 2021
-	2,500.00	(I) INVESTMENT IN DEBENTURES & BONDS (UNQUOTED) : AT COST		
		L & T FINANCE LIMITED	-	25.00
		FIXED INTEREST BONDS OF FACE VALUE RS. 1000/- EACH FULLY PAID UP		
10.00	10.00	ICICI BANK 9.15% PerpSDMR18AT	104.96	104.96
		FIXED INTEREST BONDS OF FACE VALUE RS. 1000000/- EACH FULLY PAID UP		
		(II) INVESTMENT IN MUTUAL FUNDS (QUOTED) : (AT FVTPL)		
1,825.79	1,731.83	UNITS OF MF HDFC TOP 100 FUND DIRECT PLAN GROWTH OPTION	13.44	10.58
3,024.14	3,024.14	UNITS OF MF HDFC BALANCED ADVNATAGE FUND-DIRECT PLAN GROWTH	9.14	7.50
470,490.82	470,490.82	UNITS OF MF HDFC SHORT TERM DEBT FUND - DIRECT GROWTH	123.36	117.37
-	620,734.60	UNITS OF MF HDFC CORPORATE BOND FUND - GROWTH OPTION	-	154.74
-	1,155.16	UNITS OF MF HDFC MONEY MARKET FUND - GROWTH OPTION	-	51.04
4,037.81	-	UNITS OF MF ICICI PRUDENTIAL LIQUID PLAN - RETAIL GROWTH	12.64	-
5,520.16	5,520.16	UNITS OF MF ICICI PRUDENTIAL VALUE DISCOVERY FUND DIRECT	15.11	11.42
75,553.21	-	UNITS OF MF ICICI PRUDENTIAL BALANCED ADVANTAGE FUND - REGULAR PLAN - GROWTH	37.44	-
-	250,000.00	UNITS OF MF ICICI PRUDENTIAL FMP SERIES 82	-	31.17
299,916.73	299,916.73	UNITS OF MF ICICI PRUDENTIAL ALL SEASONS BOND - GROWTH	87.49	83.83
206,232.24	206,232.24	UNITS OF MF ICICI PRUDENTIAL BANKING AND PSU DEBT FUND - REGULAR PLAN-GROWTH	53.90	51.52
89,012.62	89,012.62	UNITS OF MF ICICI PRUDENTIAL ALL SEASONS BOND FUND - DIRECT PLAN - GROWTH	27.40	26.05
-	280,330.97	UNITS OF MF ICICI PRUDENTIAL SHORT TERM FUND - GROWTH OPTION	-	128.57
105,563.20	-	UNITS OF MF ADITYA BIRLA SUN LIFE SHORT TERM FUND - GROWTH - REGULAR PLAN	40.42	-
3,463.73	3,463.73	UNITS OF MF BIRLA SUN LIFE EQUITY FUND GROWTH DIRECT PLAN	12.63	10.45
-	500,000.00	UNITS OF MF ABSL FTP SERIES PH-DIRECT GROWTH	-	62.91
249,987.50	-	UNITS OF MF ABSL NIFTY SDL PLUS PSU BOND SEP 2026 60:40 INDEX FUND	25.44	-
-	250,000.00	UNITS OF MF ABSL FTP SERIES RA -DIRECT GROWTH	-	30.63
250,000.00	250,000.00	UNITS OF MF ABSL FTP SERIES RD -DIRECT GROWTH	32.68	31.36
-	250,000.00	UNITS OF MF ABSL FTP SERIES PT-DIRECT GROWTH	-	31.02
136,318.09	136,318.09	UNITS OF MF ABSL CORPORATE BOND FUND DIRECT GROWTH	124.33	118.23
20,297.38	40,643.96	UNITS OF MF ABSL FLOATING RATE FUND GROWTH	57.55	110.02
-	337,971.44	UNITS OF MF ABSL SHORT TERM OPPORTUNITIES FUND - GROWTH - DIRECT PLAN	-	129.97
5,542.46	5,542.46	UNITS OF MF NIPPON INDIA SMALL CAP FUND DIRECT GROWTH	5.15	3.54
500,000.00	500,000.00	UNITS OF MF NIPPON INDIA FIXED HORIZON FUND XXXVII SERIES 06 DIRECT GROWTH PLAN	68.42	65.61
-	250,000.00	UNITS OF MF NIPPON INDIA FIXED HORIZON FUND XXXVII SERIES 05 DIRECT GROWTH PLAN	-	31.31
78,824.11	-	UNITS OF MF NIPPON INDIA DYNAMIC BOND FUND - DIRECT PLAN GROWTH PLAN - GROWTH OPTION	25.02	-

PREMCO GLOBAL LTD

249,987.50	-	UNITS OF MF NIPPON INDIA NIFTY AAA CPSE BOND PLUS SDL - APR 2027 MATURITY 60:40 INDEX FUND - DIRECT PLAN - GROWTH OPTION	25.09	-
10,000.00	-	UNITS OF MF NIPPON INDIA ETF BANK BEES	36.55	-
156,954.34	-	UNITS OF MF EDELWEISS US TECHNOLOGY EQUITY FUND - DIRECT GROWTH	27.35	-
102.40	148.61	UNITS OF MF KOTAK OPTIMUS MODERATE SCHEME	133.41	174.85
2,377.81	4,482.57	UNITS OF MF KOTAK FLOATING RATE FUND-REGULAR PLAN-GROWTH OPTION	28.89	51.54
609,898.03	609,898.03	UNITS OF MF IDFC BANKING & PSU DEBT FUND	122.08	117.31
3,090.61	3,090.61	UNITS OF MF TATA MONEY MARKET FUND GROWTH	118.23	113.42
-	126,885.29	UNITS OF MF TATA SHORT TERM BOND FUND - DIRECT PLAN - GROWTH	-	51.32
438,618.63	438,618.63	UNITS OF MF L & T BANKING AND PSU DEBT FUND - DIRECT PLAN - GROWTH	92.18	88.21
206,514.37	206,514.37	UNITS OF MF L & T TRIPLE ACE BOND FUND REGULAR PLAN	123.22	117.30
143,218.87	143,218.87	UNITS OF MF L & T BANKING AND PSU DEBT FUND - GROWTH	28.93	27.79
-	200,082.43	UNITS OF MF SBI ARBITRAGE OPPORTUNITIES FUND GROWTH	-	52.42
-	102,047.79	UNITS OF MF SBI SHORT TERM DEBT FUND - REGULAR PLAN -GROWTH	-	25.53
381.88	-	UNITS OF MF SBI LIQUID FUND - REGULAR PLAN -GROWTH	12.64	-
364,657.65	-	UNITS OF MF SBI BALANCED ADVANTAGE FUND - REGULAR PLAN - GROWTH	37.58	-
4,283.16	4,283.16	UNITS OF MF AXIS BANKING & PSU DEBT FUND.	91.69	88.21
11,554.49	11,554.49	UNITS OF MF AXIS BLUE CHIP FUND DIRECT GROWTH	5.77	4.93
221,558.25	221,558.25	UNITS OF MF AXIS DYNAMIC BOND FUND - GROWTH OPTION	53.20	50.81
499,965.00	499,965.00	UNITS OF MF AXIS SPECIAL SITUATIONS FUND - REGULAR PLAN - GROWTH OPTION	63.25	51.65
1,229.12	1,229.12	UNITS OF MF AXIS BANKING & PSU DEBT FUND - DIRECT PLAN - GROWTH OPTION	26.88	25.78
249,987.50	249,987.50	UNITS OF MF AXIS GLOBAL EQUITY ALPHA FUND OF FUND - REGULAR PLAN - GROWTH OPTION	32.25	28.93
716.61	-	UNITS OF MF AXIS LIQUID FUND - RETAIL PLAN - GROWTH OPTION	16.84	-
161,969.98	-	UNITS OF MF AXIS SHORT TERM FUND - GROWTH OPTION	40.38	-
483,968.41	-	UNITS OF MF AXIS GLOBAL INNOVATION FUND OF FUND REGULAR GROWTH	47.91	-
318,600.38	-	UNITS OF MF MIRAE ASSET EQUITY ALLOCATOR FUND REGULAR GROWTH	50.22	-
570.53	-	UNITS OF MF MIRAE ASSET EQUITY ALLOCATOR FUND REGULAR GROWTH	12.64	-
364.75	-	UNITS OF MF UTI- LIQUID CASH PLAN - REGULAR PLAN - GROWTH OPTION	12.64	-
19,802.40	-	UNITS OF MF UTI - FLEXI CAP FUND-GROWTH OPTION	48.51	-
5.00	5.00	(III) INVESTMENT IN DEBENTURES & BONDS (QUOTED) : (AT FVTPL) FIVE STAR BUSINESS FINANCE LIMITED BR NCD 17DC27 VARIABLE INTEREST BONDS OF FACE VALUE RS. 1000000/- EACH FULLY PAID UP	56.24	51.24
5.00	5.00	FIVE STAR BUSINESS FINANCE LIMITED BR NCD 17DC27 VARIABLE INTEREST BONDS OF FACE VALUE RS. 1000000/- EACH FULLY PAID UP	55.49	50.64
-	10.00	SHRIRAM TRANSPORT FINANCE COMPANY LIMITED VARIABLE INTEREST BONDS OF FACE VALUE RS. 1000000/- EACH FULLY PAID UP	-	104.83
		TOTAL NON CURRENT INVESTMENTS	2,276.55	2,705.50
Notes :				
6.1) a) Aggregate amount of Unquoted Investments.			104.96	129.96
b) Aggregate amount of Quoted Investments & market value thereof			2,171.60	2,575.54



NOTE 6. INVESTMENTS

B) CURRENT

Rs in Lakhs

NO. OF UNITS MARCH 2022	NO. OF UNITS MARCH 2021	PARTICULARS	AS AT 31st MARCH 2022	AS AT 31st MARCH 2021
2,500.00	-	(I) INVESTMENT IN DEBENTURES & BONDS (UNQUOTED) : AT COST L & T FINANCE LIMITED FIXED INTEREST BONDS OF FACE VALUE RS. 1000/- EACH FULLY PAID UP	25.00	-
10.00	-	(II) INVESTMENT IN DEBENTURES & BONDS (QUOTED) : (AT FVTPL) SHRIRAM TRANSPORT FINANCE COMPANY LIMITED VARIABLE INTEREST BONDS OF FACE VALUE RS. 1000000/- EACH FULLY PAID UP	114.77	-
		TOTAL CURRENT INVESTMENTS	139.77	-
Notes :				
6.1) a) Aggregate amount of Unquoted Investments.			25.00	-
b) Aggregate amount of Quoted Investments & market value thereof			114.77	-

PREMCO GLOBAL LTD

NOTES FORMING PART OF THE CONSOLIDATED FINANCIAL STATEMENTS

(Rs. In Lakhs)

NOTE 7 : LOANS	AS AT 31st MARCH 2022	AS AT 31st MARCH 2021
A) NON CURRENT (UNSECURED, CONSIDERED GOOD)		
a) LOANS GIVEN TO STAFF	0.50	0.46
TOTAL	0.50	0.46
B) CURRENT (UNSECURED, CONSIDERED GOOD)		
a) LOANS GIVEN TO STAFF	16.56	13.90
b) LOANS GIVEN TO OTHERS	-	-
TOTAL	16.56	13.90

(Rs. In Lakhs)

NOTE 8 : OTHER FINANCIAL ASSETS	AS AT 31st MARCH 2022	AS AT 31st MARCH 2021
A) NON CURRENT (UNSECURED, CONSIDERED GOOD)		
a) SECURITY AND OTHER DEPOSITS -WITH OTHERS	83.46	63.12
TOTAL	83.46	63.12
B) CURRENT (UNSECURED, CONSIDERED GOOD)		
a) SECURITY AND OTHER DEPOSITS -WITH RELATED PARTIES	-	32.00
-WITH OTHERS	18.50	27.66
b) INTEREST ACCRUED BUT NOT DUE ON MARGIN MONEY & F.D.	4.93	11.86
c) INTEREST RECEIVABLE OTHERS	60.22	7.72
d) FOREIGN EXCHANGE FORWARD CONTRACT (HEDGE)	1.79	0.76
TOTAL	85.45	80.00

(Rs. In Lakhs)

NOTE 9 : OTHER ASSETS	AS AT 31st MARCH 2022	AS AT 31st MARCH 2021
A) NON CURRENT (UNSECURED, CONSIDERED GOOD)		
CAPITAL ADVANCE	-	5.98
PREPAID EXPENSES	19.81	7.76
GRATUITY FUNDED - ASSETS (NET)	12.78	16.23
SECURITY AND OTHER DEPOSITS	14.58	15.82
TOTAL	47.18	45.79
B) CURRENT (UNSECURED, CONSIDERED GOOD)		
ADVANCE TO SUPPLIERS	38.03	71.04
ADVANCE TO STAFF	2.89	2.73
ADVANCE TO RELATED PARTIES	12.06	14.75
PREPAID EXPENSES	13.85	17.80
CLAIMS RECEIVABLES	808.05	724.16
(UNSECURED, CONSIDERED DOUBTFUL)		
a) ADVANCE TO SUPPLIERS	2.51	2.51
LESS : LOSS ALLOWANCE	(2.51)	(2.51)
TOTAL	874.88	830.46


NOTES FORMING PART OF THE CONSOLIDATED FINANCIAL STATEMENTS
ALLOWANCE FOR DOUBT FULL DEBTS

1. THE COMPANY HAS PROVIDED ALLOWANCES FOR DOUBTFUL DEBTS BASED ON LIFE TIME EXPECTED CREDIT LOSS MODEL UNDER SIMPLIFIED APPROACH AND ASSESSED CREDIT RISK ON AN INDIVIDUAL BASIS.

2. MOVEMENT IN ALLOWANCE FOR DOUBTFUL DEBT :

BALANCE AT THE BEGINNING OF THE YEAR	2.51	2.51
ADD : ALLOWANCE FOR THE YEAR	-	-
LESS : W/OFF OF BAD DEBTS (NET OF RECOVERY)	-	-
BALANCE AT THE END OF THE YEAR	2.51	2.51

(Rs. In Lakhs)

NOTE 10. INVENTORY	AS AT 31st MARCH 2022	AS AT 31st MARCH 2021
- RAW MATERIAL	1,239.93	1,099.77
- WORK IN PROGRESS	220.73	249.82
- SEMI-FINISHED GOODS	26.06	19.83
- FINISHED GOODS	596.98	796.29
- SPARE PARTS	81.90	80.28
- STOCK IN TRANSIT	116.98	130.10
SUBTOTAL	2,282.58	2,376.09
LESS : STOCK RESERVE	(62.46)	(95.64)
TOTAL	2,220.11	2,280.45

(Rs. In Lakhs)

NOTE 11. TRADE RECEIVABLES	AS AT 31st MARCH 2022	AS AT 31st MARCH 2021
UNSECURED		
(I) UNDISPUTED TRADE RECEIVABLES – CONSIDERED GOOD	1,566.66	1,616.34
(II) UNDISPUTED TRADE RECEIVABLES – CREDIT IMPAIRED	-	-
(III) DISPUTED TRADE RECEIVABLES – CONSIDERED GOOD	0.88	-
(IV) DISPUTED TRADE RECEIVABLES – CREDIT IMPAIRED	39.90	43.72
TOTAL	1,607.44	1,660.06
LESS : LOSS ALLOWANCE	(39.90)	(43.72)
TOTAL	1,567.54	1,616.34

ADDITIONAL INFORMATION ON TRADE RECEIVABLES.
AS ON 31ST MARCH 2022

Particulars	Outstanding for following periods from due date of payment						
	Not Due	Less than 6 months	6 months -1 year	1-2 years	2-3 years	More than 3 years	Total
(I) UNDISPUTED TRADE RECEIVABLES – CONSIDERED GOOD	915.10	650.74	0.29	0.12	0.40	-	1,566.66
(II) UNDISPUTED TRADE RECEIVABLES – CREDIT IMPAIRED	-	-	-	-	-	-	-
(III) DISPUTED TRADE RECEIVABLES – CONSIDERED GOOD	-	0.35	-	0.53	-	-	0.88
(IV) DISPUTED TRADE RECEIVABLES – CREDIT IMPAIRED	-	0.36	0.13	0.60	0.09	38.72	39.90
TOTAL	915.10	651.45	0.42	1.25	0.49	38.72	1,607.44

NOTES FORMING PART OF THE CONSOLIDATED FINANCIAL STATEMENTS

AS ON 31ST MARCH 2021							
Particulars	Outstanding for following periods from due date of payment						
	Not Due	Less than 6 months	6 months -1 year	1-2 years	2-3 years	More than 3 years	Total
(I) UNDISPUTED TRADE RECEIVABLES – CONSIDERED GOOD	960.48	650.00	0.68	4.95	0.23	-	1,616.34
(II) UNDISPUTED TRADE RECEIVABLES – CREDIT IMPAIRED	-	-	-	-	-	-	-
(III) DISPUTED TRADE RECEIVABLES – CONSIDERED GOOD	-	-	-	-	-	-	-
(IV) DISPUTED TRADE RECEIVABLES – CREDIT IMPAIRED	-	1.20	0.09	1.40	41.03	-	43.72
TOTAL	960.48	651.20	0.77	6.35	41.26	-	1,660.06

ALLOWANCE FOR DOUBT FULL DEBTS

1. THE COMPANY HAS PROVIDED ALLOWANCES FOR DOUBTFUL DEBTS BASED ON LIFE TIME EXPECTED CREDIT LOSS MODEL UNDER SIMPLIFIED APPROACH AND ASSESSED CREDIT RISK ON AN INDIVIDUAL BASIS.

2. MOVEMENT IN ALLOWANCE FOR DOUBTFUL DEBT :

BALANCE AT THE BEGINNING OF THE YEAR	43.72	7.11
ADD : ALLOWANCE FOR THE YEAR	0.63	39.34
LESS : W/OFF OF BAD DEBTS (NET OF RECOVERY)	(4.45)	(2.73)
BALANCE AT THE END OF THE YEAR	39.90	43.72

(Rs. In Lakhs)

NOTE 12. CASH & CASH EQUIVALENTS	AS AT 31st MARCH 2022	AS AT 31st MARCH 2021
(a) CASH & CASH EQUIVALENTS		
(i) BALANCES WITH BANKS		
-CURRENT ACCOUNTS IN RUPEESS	274.48	340.30
-IN FOREIGN CURRENCY	10.62	113.25
-IN TEMPORARY TERM DEPOSITS	2,398.78	1,063.26
(ii) CASH IN HAND	4.45	5.02
TOTAL	2,688.32	1,521.83

(Rs. In Lakhs)

NOTE 13. BANK BALANCE OTHER THAN ABOVE	AS AT 31st MARCH 2022	AS AT 31st MARCH 2021
(i) BALANCES WITH BANKS		
-IN UNPAID DIVIDEND A/C	35.90	29.22
(ii) OTHER BANK BALANCES		
-HELD AS MARGIN MONEY	32.48	32.48
(Under lien with bank as security for gurantee facility)		
TOTAL	68.38	61.70



NOTES FORMING PART OF THE CONSOLIDATED FINANCIAL STATEMENTS

(Rs. In Lakhs)

NOTE 14 : EQUITY SHARE CAPITAL :	AS AT 31st MARCH 2022	AS AT 31st MARCH 2021
AUTHORISED : 6000000 (P.Y. 6000000) EQUITY SHARES OF RS. 10 EACH	600.00	600.00
ISSUED : 3304800 (P.Y.3304800) EQUITY SHARES OF RS.10 EACH	330.48	330.48
SUBSCRIBED & PAID UP : 3304800 (P.Y.3304800) EQUITY SHARES OF RS.10 EACH	330.48	330.48
TOTAL	330.48	330.48

14.1 Reconciliation of the number of shares outstanding at the beginning and at the end of the reporting period is as follows.

(Rs. In Lakhs)

Particulars	AS AT 31st MARCH 2022	AS AT 31st MARCH 2021
Equity Shares at the beginning of the year	3,304,800	3,304,800
Less: Equity Shares Forfeited during the year	-	-
Equity Shares at the end of the year	3,304,800	3,304,800

14.2 Terms/Rights Attached to Shares

The company has only one class of equity shares having a par value of Rs. 10/- per share. Each share holder of fully paid equity shares is entitled to one vote per share. The company declares and pays dividends to the share holders of fully paid equity shares in Indian rupees. The dividend proposed by Board of Directors is subject to the approval of the shareholders in the ensuing Annual General Meeting. In the event of liquidation, the equity shareholders are eligible to receive the remaining assets of the Company after distribution of all preferential amounts, in proportion to their shareholding.

14.3 Shares held by Promoters at the end of the year.

Shareholder's Name	Shareholding at beginning of the year 31/03/2022		Shareholding at the end of the year 31/03/2021		% Change during the year
	No of Shares	% of total Shares of the Company	No of Shares	% of total Shares of the Company	
1) ASHOK B HARJANI	1,438,183	43.52	1,422,317	43.04	0.48010
2) LOKESH P HARJANI	435,921	13.19	435,921	13.19	0.00000
3) PREM B HARJANI	274,848	8.32	274,848	8.32	0.00000
4) NISHA P HARJANI	59,653	1.81	59,653	1.81	0.00000
5) SONIA A HARJANI	4,055	0.12	2,845	0.09	0.03660
6) SURESH B HARJANI	100	0.003	15,966	0.48	-0.48010
TOTAL	2,212,760	66.96	2,211,550	66.92	0.03660

14.4 Details of Share holders holding more than 5 % of Shares

Name of Shareholder	As at 31 March 2022		As at 31 March 2021	
	No. of Shares held	% of Holding	No. of Shares held	No. of Shares held
ASHOK B HARJANI	1,438,183	43.52	1,422,317	43.04
LOKESH PREM HARJANI	435,921	13.19	435,921	13.19
SURESH HARJANI	100	0.00	15,966	0.48
PREM HARJANI	274,848	8.32	274,848	8.32

14.5 There are no Bonus Shares /Buyback/Shares for consideration other than cash issued during past five years

NOTES FORMING PART OF THE CONSOLIDATED FINANCIAL STATEMENTS

(Rs. In Lakhs)

NOTE 15A. OTHER EQUITY :	AS AT 31st MARCH 2022	AS AT 31st MARCH 2021
SECURITIES PREMIUM RESERVE		
BALANCE AS PER LAST BALANCE SHEET	459.92	459.92
ADD: INCREASE / (DECREASE) DURING THE YEAR	-	-
	459.92	459.92
CAPITAL RESERVE		
BALANCE AS PER LAST BALANCE SHEET	3.00	3.00
ADD: INCREASE / (DECREASE) DURING THE YEAR	-	-
	3.00	3.00
CAPITAL SUBSIDY RESERVE		
BALANCE AS PER LAST BALANCE SHEET	22.78	22.78
ADD: INCREASE / (DECREASE) DURING THE YEAR	-	-
	22.78	22.78
FOREIGN CURRENCY TRANSLATION RESERVE		
BALANCE AS PER LAST BALANCE SHEET	85.97	88.01
LESS/ADD: ADDITION DURING THE YEAR	130.18	(2.04)
	216.15	85.97
GENERAL RESERVE		
BALANCE AS PER LAST BALANCE SHEET	1,759.59	1,759.59
ADD: INCREASE / (DECREASE) DURING THE YEAR	-	-
	1,759.59	1,759.59
SURPLUS AS PER STATEMENT OF PROFIT AND LOSS		
OPENING BALANCE AS PER LAST BALANCE SHEET	5,819.24	4,561.14
ADD : PROFIT FOR THE YEAR	1,655.35	1,390.81
ADD : OCI FOR THE YEAR	12.49	(0.52)
LESS: <u>APPROPRIATIONS</u>		
TRANSFERRED TO GENERAL RESERVE	-	-
INTERIM DIVIDEND	462.67	66.10
DIVIDEND PAID	132.19	66.10
	6,892.22	5,819.24
TOTAL	9,353.65	8,150.50

NATURE AND PURPOSE OF EACH RESERVE

Security Premium Reserve - Security premium reserve is used to record the premium on issue of shares. This reserve is utilised in accordance with the provision of the Companies Act 2013.

Capital Reserve - This reserve was created in the financial year 2015-16. Capital reserves are created out of forfeiture of shares and are usually utilised for issue of Bonus shares.

Capital Subsidy Reserve - This reserve was created in financial year 1994-95 of Rs. 6.38 Lakhs & in financial year 2004-05 of Rs. 16.41 Lakhs and created out of capital subsidy received by the company.

The reserve is to be usually created for use of Bonus shares or to adjust capital losses.



NOTES FORMING PART OF THE CONSOLIDATED FINANCIAL STATEMENTS

General Reserve - General Reserve is a free reserve and is available for distribution as dividend, issue of bonus shares, buyback of the companies securities. It was created by transfer of amounts out of distributable profits, from time to time.

Foreign Currency Translation Reserve - This reserves arising on account of translation difference in exchange rate upon the consolidation of financial statements of foreign subsidiary Company.

(Rs. In Lakhs)

NOTE 15B. : MINORITY INTEREST	AS AT 31st MARCH 2022	AS AT 31st MARCH 2021
BALANCE AS PER LAST BALANCE SHEET	422.49	240.95
ADD : MONEY BROUGHT BY MINORITY INTEREST		
ADD: PROFIT/(LOSS) SHARE OF MINORITY INTEREST FOR THE YEAR	120.51	181.54
TOTAL	542.99	422.49

(Rs. In Lakhs)

NOTE 16. BORROWING	AS AT 31st MARCH 2022	AS AT 31st MARCH 2021
A) NON CURRENT		
SECURED		
TERM LOANS		
<u>FROM BANKS</u>		
(a)HDFC BANK LTD	110.37	72.50
CAR LOANS		
<u>FROM BANKS</u>		
(b)HDFC BANK LTD	15.17	19.39
<u>FROM OTHERS</u>		
(c) KOTAK MAHINDRA PRIME LTD.	-	1.32
TOTAL	125.54	93.20

B) CURRENT		
SECURED		
1. CURRENT MATURITIES OF LONG TERM BORROWINGS		
TERM LOANS		
<u>FROM BANKS</u>		
(a)HDFC BANK LTD	51.86	52.30
CAR LOANS		
<u>FROM BANKS</u>		
(b)HDFC BANK LTD	4.22	3.61
<u>FROM OTHERS</u>		
(c) KOTAK MAHINDRA PRIME LTD.	1.32	3.74
2. SHORT TERM BORROWINGS		
SECURED		
WORKING CAPITAL LOAN	-	-
CASH CREDIT FROM BANK	-	-
UNSECURED		
LOAN FROM DIRECTORS & RELATED PARTIES	-	512.23
TOTAL	57.40	571.87

NOTES FORMING PART OF THE CONSOLIDATED FINANCIAL STATEMENTS

16.1 DETAILS OF SECURITY AND TERMS OF REPAYMENT

(a) HDFC BANK - Term Loans referred to above from Banks are secured by way of Hypothecation of first & exclusive charge on all present & future current assets inclusive of all stocks & book debts and plant & machinery along with equitable mortgage on the property situated at Plot no. 41, Survey no. 35 (PT) Diwan & sons industrial Estate, Aliyali Village, Palghar, Thane District & Survey no. 202/2, Old check post, Dadra & Nagar Haveli, Dadra along with personal guarantee of Mr. Lokesh Harjani.

There are 3 different Loans and their respective details are as under

(Rs. In Lakhs)

Principal Amount Payable	Interest Rate	Monthly Installment Amount Payable (Principal + Interest)	No. of Installment outstanding equal monthly installments
29	8.1 % p.a.	2.21	15
43	8.1 % p.a.	1.13	45
92	8.1 % p.a.	1.93	58

(b)HDFC BANK LTD

Vehicle Loan from Bank are secured by mortgage of Respective Vehicle.

The details of Loan is as under

(Rs. In Lakhs)

Principal Amount Payable	Interest Rate	Monthly Installment Amount Payable (Principal + Interest)	No. of Installment outstanding equal monthly installments
19.39	7.40%	0.46	48

(c) KOTAK MAHINDRA PRIME LTD.

Vehicle Loan from Bank are secured by mortgage of Respective Vehicle.

The details of Loan is as under

(Rs. In Lakhs)

Principal Amount Payable	Interest Rate	Monthly Installment Amount Payable (Principal + Interest)	No. of Installment outstanding equal monthly installments
1.32	8.21%	0.33	4

(d) Working capital referred to above from Banks are secured by way of Hypothecation of first & exclusive charge on all present & future current assets inclusive of all stocks & book debts and plant & machinery along with equitable mortgage on the property situated at Plot no. 41, Survey no. 35 (PT) Diwan & sons industrial Estate, Aliyali Village, Palghar, Thane District & Survey no. 202/2, Old check post, Dadra & Nagar Haveli, Dadra along with personal guarantee of Mr. Lokesh Harjani.

16.2 The term loans have been sanctioned for the purpose of purchase/ import of plant and machinery and the same has been fully used in accordance with the stated purpose.

16.3 The company has regularly filed monthly statements of current assets and the quarterly disclosures with respect of reconciliation of information of the current assets viz-a-viz the books of accounts are as follows. (Rs. in Lakhs)

Quarter	Name of bank	Particulars of Securities Provided	Amount as per books of account	Amount as reported in the quarterly statement	Amount of Difference	Reason for material discrepancies
Jun-21	HDFC BANK LTD	STOCK	1,598.82	1,541.23	57.58	Spare stock not included in bank stock statement
Jun-21	HDFC BANK LTD	DEBTORS	2,035.85	2,039.54	(3.68)	Not material
Sep-21	HDFC BANK LTD	STOCK	1,142.60	1,090.35	52.24	Spare stock not included in bank stock statement
Sep-21	HDFC BANK LTD	DEBTORS	2,820.22	2,826.81	(6.59)	Not material



NOTES FORMING PART OF THE CONSOLIDATED FINANCIAL STATEMENTS

Quarter	Name of bank	Particulars of Securities Provided	Amount as per books of account	Amount as reported in the quarterly statement	Amount of Difference	Reason for material discrepancies
Dec-21	HDFC BANK LTD	STOCK	1,024.25	968.80	55.45	Spare stock not included in bank stock statement
Dec-21	HDFC BANK LTD	DEBTORS	2,757.11	2,772.81	(15.70)	Not material
Mar-22	HDFC BANK LTD	STOCK	1,098.55	1,039.68	58.87	Spare stock not included in bank stock statement
Mar-22	HDFC BANK LTD	DEBTORS	2,143.77	2,148.96	(5.19)	Not material

16.4 THE COMPANY IS NOT DECLARED WILFUL DEFAULTER BY ANY BANK OR FINANCIAL INSTITUTION OR OTHER LENDER.

16.5 REGISTRATION OF CHARGE OR SATISFACTION WITH REGISTRAR OF COMPANIES BEYOND THE STATUTORY PERIOD IF ANY

ASSETS UNDER CHARGE	CHARGE AMOUNT (Rs. in Lakhs)	DATE OF CREATION	DATE OF FILING	DUE DATE FOR FILING MODIFICATION
Charge on hypothecation of Current Assets including Stocks and Book Debts, movable property including Plant and Machinery have been modified vide bank letter dated 03.01.2022.	1,300.00	30.09.2006	17.01.2022	03.02.2022
Charge on Immovable property situated at Plot No.41, Dewan and Sons Ind. Estate, Village Aliyali, Palghar, Thane 401404, Palghar, Maharashtra, India, Survey.No.35 (PT) and at Survey no. 202/2, Dadra, Union Territory Of Dadra & Nagar Haveli, Silvassa,Gujarat,India 386230 have been modified vide revised Bank Sanction dated 21.01.2022.	1,300.00	30.09.2006	03.03.2022	21.02.2022

(Rs. In Lakhs)

NOTE 17. (IA) LEASE LIABILITIES	AS AT 31st MARCH 2022	AS AT 31st MARCH 2021
A) NON CURRENT LEASE LIABILITIES**	461.26	540.51
TOTAL	461.26	540.51
B) CURRENT LEASE LIABILITIES**	263.04	145.74
TOTAL	263.04	145.74

**Lease liabilities comprises of liabilities on account of long term leases & current portion pursuant to adoption of Ind as-116-leases (refer note no. 43)

NOTES FORMING PART OF THE CONSOLIDATED FINANCIAL STATEMENTS

(Rs. In Lakhs)

NOTE 18. OTHER FINANCIAL LIABILITY	AS AT 31st MARCH 2022	AS AT 31st MARCH 2021
A) NON CURRENT		
DUES TO EMPLOYEE	-	148.26
TOTAL	-	148.26
B) CURRENT		
(b) INTEREST ACCRUED BUT NOT DUE	0.96	0.77
(c) INTEREST ACCRUED AND DUE	-	4.02
(d) UNPAID DIVIDENDS*	35.90	29.22
(e) PAYABLE TO EMPLOYEE	304.35	130.92
(f) SECURITY/TRADE DEPOSITS RECEIVED	0.55	1.05
(g) OTHERS	-	49.68
TOTAL	341.77	215.67

*There is no amount due and outstanding as on 31st March 2022 to be credited to Investor Education and Protection Fund.

The unpaid dividend for the financial year 2013-14 of Rs. 3.91 lakhs which has been paid to Investor Protection Reserve Fund on 13.10.2021.

(Rs. In Lakhs)

NOTE 19. PROVISION	AS AT 31st MARCH 2022	AS AT 31st MARCH 2021
A) NON CURRENT		
PROVISION FOR EMPLOYEE BENEFITS :		
GRATUITY PAYABLE		
LEAVE ENCASHMENT SALARY PAYABLE	34.38	34.59
TOTAL	34.38	34.59
B) CURRENT		
PROVISION FOR EMPLOYEE BENEFITS :		
GRATUITY PAYABLE		
LEAVE ENCASHMENT SALARY PAYABLE	15.22	13.00
OUTSTANDING EXPENSES	72.89	37.46
TOTAL	88.10	50.46

19.1 The board of Directors had recomended a final dividend @ Rs. 3.00/- per equity share of Rs. 10/- each on 33,04,800 equity shares agreegating to Rs. 99.14 lakhs for the year ended 31.03.2022 subject to approval for the members in the Annual General Meeting.

The Copmany had paid the final dividend of Rs. 132.19 lakhs for the year ended 31.03.2021 in the current financial year after the aproval in the AGM which has been reflected in note no 15 & also paid interim dividend of Rs. 462.67 lakhs for the year ended 31.03.2022



NOTES FORMING PART OF THE CONSOLIDATED FINANCIAL STATEMENTS

(Rs. In Lakhs)

NOTE 20. DEFERRED TAX LIABILITY (NET)	AS AT 31st MARCH 2022	AS AT 31st MARCH 2021
(a) DEFERED TAX LIABILITY:		
RELATED TO FIXED ASSET	86.28	46.10
DUE TO FVTPL OF INVESTMENT	71.86	57.27
(b) DEFERED TAX ASSET:		
DISALLOWANCES UNDER THE INCOME TAX ACT 1961 (NET)	(39.55)	(65.39)
TOTAL	118.59	37.99

NOTE 21. TRADE PAYABLES

(Rs. In Lakhs)

	AS AT 31st MARCH 2022	AS AT 31st MARCH 2021
TRADE PAYABLES		
(a) PAYABLE TO MICRO SMALL ENTERPRISE	68.93	10.88
(b) PAYABLE TO OTHERS	489.22	438.78
TOTAL	558.15	449.66

21.1 The Company has received intimation from suppliers regarding their status under Micro, Small and Medium Enterprises Development Act, 2006 and hence the following disclosures are given wrt. the extent of information as identified with the company:

21.2 ADDITIONAL INFORMATION ON TRADE PAYABLES.

AS ON 31ST MARCH 2022

Particulars	Outstanding for following periods from due date of payment					
	Not Due	Less than 1 Year	1-2 years	2-3 years	More than 3 years	Total
(i) MSME	40.10	28.83	-	-	-	68.93
(ii) Others	281.51	201.11	2.00	0.70	3.91	489.22
(iii) Disputed Dues - MSME	-	-	-	-	-	-
(iv) Disputed Dues - Others	-	-	-	-	-	-
TOTAL	321.60	229.94	2.00	0.70	3.91	558.15

AS ON 31ST MARCH 2021

Particulars	Outstanding for following periods from due date of payment					
	Not Due	Less than 1 Year	1-2 years	2-3 years	More than 3 years	Total
(i) MSME	26.00	25.82	-	-	-	51.83
(ii) Others	275.71	115.01	0.78	0.21	6.12	397.83
(iii) Disputed Dues - MSME	-	-	-	-	-	-
(iv) Disputed Dues - Others	-	-	-	-	-	-
TOTAL	301.71	140.83	0.78	0.21	6.12	449.66

NOTES FORMING PART OF THE CONSOLIDATED FINANCIAL STATEMENTS

21.3 THE DISCLOSURES PURSUANT TO THE SAID MSMED ACT ARE AS FOLLOWS :

Micro and small enterprises	2022	2021
a) dues remaingin unpaid at the end of accounting year		
- principal	68.93	10.88
- interest on above		
b) Interest paid as per section 16 of MSMED act along with payments beyond the apponted day during the year		
- principal paid beyond the aponted day	-	-
- interest paid as above	-	-
c) Interest due and payable for delay of amount paid beyond appointed day during the year	0.19	0.17
d) further interest due and payable in the subsiding year untill such date when amount is actualy paid	-	-
e) amount of interest accrued and remaing unpaid	0.19	0.17

Medium enterprises		
a) dues remaingin unpaid at the end of accounting year		
- principal	-	40.95
- interest on above	-	-
b) Interest paid as per section 16 of MSMED act along with payments beyond the apponted day during the year		
- principal paid beyond the aponted day	-	-
- interest paid as above	-	-
c) Interest due and payable for delay of amount paid beyond appointed day during the year	-	-
d) further interest due and payable in the subsiding year untill such date when amount is actualy paid	-	-
e) amount of interest accrued and remaing unpaid	-	-

(Rs. In Lakhs)

NOTE 22. OTHER LIABILITIES	AS AT 31st MARCH 2022	AS AT 31st MARCH 2021
A) NON CURRENT		
GOVERNMENT GRANT		
DEFERRED INCOME	-	-
TOTAL	-	-

Government grants have been received for the purchase of certain items of property, plant and equipment. There are no unfulfilled conditions or contingencies attached to these grants as at March 31.

B) CURRENT

(a) ADVANCES RECEIVED FROM CUSTOMERS	25.52	13.26
(b) <u>OTHERS (FOR EXPENSES)</u>	2.44	3.64
(c) <u>OTHERS</u>		
(i) GOVERNMENT GRANTS (DEFERRED INCOME)	-	0.26
(ii) STATUTORY LIABILITIES	84.37	106.25
TOTAL	112.32	123.42


NOTES FORMING PART OF THE CONSOLIDATED FINANCIAL STATEMENTS
Note : GOVERNMENT GRANT (Deferred Income)
(Rs. In Lakhs)

Particulars	AS AT 31st MARCH 2022	AS AT 31st MARCH 2021
As at April 1	0.26	2.13
Received during the year		-
Released to statement of profit and loss	(0.26)	(1.87)
As at March 31	-	0.26

(Rs. In Lakhs)

NOTE 23. CURRENT TAX LIABILITIES (NET)	AS AT 31st MARCH 2022	AS AT 31st MARCH 2021
PROVISION FOR TAX (NET)	31.60	108.55
TOTAL	31.60	108.55

(Rs. In Lakhs)

NOTE 24. REVENUE FROM OPERATION	FOR THE YEAR ENDED 31st MARCH 2022	FOR THE YEAR ENDED 31st MARCH 2021
SALE OF PRODUCTS	12,678.53	9,891.71
OTHER OPERATING REVENUE	144.16	62.75
TOTAL	12,822.69	9,954.46

(Rs. In Lakhs)

NOTE 25. OTHER INCOME	FOR THE YEAR ENDED 31st MARCH 2022	FOR THE YEAR ENDED 31st MARCH 2021
INTEREST	106.32	63.86
NET GAIN ON SALE OF INVESTMENT & RECOGNITION FVTPL **	142.31	223.12
FOREIGN EXCHANGE FLUCTUATION	88.17	19.23
PROFIT ON SALE OF PROPERTY, PLANT AND EQUIPMENT	6.77	2.26
GOV GRANTS ON PROPERTY, PLANT AND EQUIPMENT *	0.26	1.87
PROVISION FOR DOUBTFUL DEBTS WRITE BACK	4.45	2.73
MISCELLANEOUS INCOME	19.89	1.51
TOTAL	368.17	314.59

*Government grants have been received for the purchase of certain items of Property, Plant and Equipment.

There are no unfulfilled conditions or contingencies attached to these grants as at March 31, 2022.

** Net Gain on Investment includes gain on account of recognition FVTPL Rs. 56.68 lakhs (P.Y. Rs. 159.77 lakhs)

NOTES FORMING PART OF THE CONSOLIDATED FINANCIAL STATEMENTS

NOTE 26. COST OF MATERIAL CONSUMED :

(Rs. In Lakhs)

	FOR THE YEAR ENDED 31st MARCH 2022	FOR THE YEAR ENDED 31st MARCH 2021
(A) RAW MATERIAL		
OPENING STOCK	1,479.69	984.99
ADD: PURCHASES	5,987.76	4,396.97
	7,467.44	5,381.96
LESS : CLOSING STOCK	1,577.64	1,479.69
LESS : DIFFERENCE ON ACCOUNT OF FOREIGN TRANSLATION	1.67	(28.33)
ADD/(LESS) : STOCK RESERVE	(14.91)	41.06
TOTAL (A)	5,873.23	3,971.67
(B) CONSUMPTION OF SPARES		
OPENING STOCK	80.28	60.10
ADD : PURCHASES	226.88	177.54
	307.16	237.65
LESS : CLOSING STOCK	81.90	80.28
LESS : DIFFERENCE ON ACCOUNT OF FOREIGN TRANSLATION	(0.30)	0.05
TOTAL (B)	225.56	157.32
TOTAL (A + B)	6,098.79	4,128.99

NOTE 27. CHANGES IN INVENTORIES OF FINISHED GOODS, STOCK-IN-TRADE AND WORK IN PROGRESS

(Rs. In Lakhs)

	FOR THE YEAR ENDED 31st MARCH 2022	FOR THE YEAR ENDED 31st MARCH 2021
CLOSING STOCK		
- FINISHED GOODS	596.98	796.29
- SEMI FINISHED GOODS	26.06	19.83
LESS : DIFFERENCE ON ACCOUNT OF FOREIGN TRANSLATION	23.84	(0.64)
ADD/LESS : STOCK RESERVE	(18.27)	(30.04)
TOTAL (A)	628.61	845.52
LESS: OPENING STOCK		
- FINISHED GOODS	796.29	1,156.03
- SEMI FINISHED GOODS	19.83	12.35
TOTAL (B)	816.12	1,168.37
INCREASE/(DECREASE) IN STOCK (A - B)	(187.52)	(322.85)


NOTES FORMING PART OF THE CONSOLIDATED FINANCIAL STATEMENTS
NOTE 28. EMPLOYEE BENEFITS EXPENSES
(Rs. In Lakhs)

	FOR THE YEAR ENDED 31st MARCH 2022	FOR THE YEAR ENDED 31st MARCH 2021
SALARY, WAGES, BONUS & LEAVE SALARY	1,194.20	946.45
SALARY, WAGES, BONUS & LEAVE SALARY - VIETNAM	814.46	736.79
CONTRIBUTION TO PROVIDENT FUND & OTHER FUNDS	37.50	27.39
GRATUITY	9.26	9.49
STAFF WELFARE & OTHER AMENITIES	44.93	45.67
TOTAL	2,100.36	1,765.79

NOTE 29. FINANCE COST
(Rs. In Lakhs)

	FOR THE YEAR ENDED 31st MARCH 2022	FOR THE YEAR ENDED 31st MARCH 2021
INTEREST	171.39	150.21
OTHER BORROWING COST	24.75	16.32
TOTAL	196.14	166.54

NOTE 30. DEPRECIATION
(Rs. In Lakhs)

	FOR THE YEAR ENDED 31st MARCH 2022	FOR THE YEAR ENDED 31st MARCH 2021
DEPRECIATION & AMORTISATION EXPENSE	473.60	435.37
ADD : DEPRECIATION ON IMPAIRED ASSETS	-	14.21
ADD : PRIOR PERIOD DEPRECIATION	-	8.11
TOTAL	473.60	457.70

NOTE 31. OTHER EXPENSES
(Rs. In Lakhs)

	FOR THE YEAR ENDED 31st MARCH 2022	FOR THE YEAR ENDED 31st MARCH 2021
A) MANUFACTURING EXPENSES		
DIESEL EXPENSES	8.68	5.71
GAS EXPENSES	29.18	21.75
ELECTRICITY CHARGES	286.42	248.73
FACTORY EXPENSES	12.85	12.02
REPAIRS AND MAINTENANCE-BUILDING	28.57	4.44
REPAIRS AND MAINTENANCE-PLANT & MACHINERY	0.31	1.41
REPAIRS AND MAINTENANCE-OTHERS	47.64	41.72
LABOUR & PROCESSING CHARGES	461.50	432.57
TESTING CHARGES	1.29	1.47
TOTAL (A)	876.45	769.82

NOTES FORMING PART OF THE CONSOLIDATED FINANCIAL STATEMENTS

	(Rs. In Lakhs)	
	FOR THE YEAR ENDED 31st MARCH 2022	FOR THE YEAR ENDED 31st MARCH 2021
B) SELLING & DISTRIBUTION EXPENSES		
FREIGHT & FORWARDING CHARGES	335.68	258.59
OTHERS	15.35	4.94
TOTAL (B)	351.02	263.53
C) ADMIN EXPENSES		(Rs. In Lakhs)
REPAIRS & MAINTENANCE	7.14	5.43
AUDITORS REMUNERATION AND EXPENSES (REFER NOTE 38)	4.07	4.07
PROVISION FOR BAD & DOUBTFUL DEBTS	0.63	39.34
SPENDING ON CSR ACTIVITIES (REFER NOTE 45)	11.55	2.11
DONATION (OTHERS)	2.47	0.63
INSURANCE CHARGES	27.74	23.93
LEGAL & PROFESSIONAL CHARGES	129.74	140.70
MISCELLANEOUS EXPENSES	95.94	153.16
CONVEYANCE & TRAVELING	47.22	36.04
PRIOR PERIOD EXPENSES	-	2.00
RENT	247.41	67.28
RATES & TAXES	9.09	2.50
TOTAL (C)	582.99	477.20
GRAND TOTAL (A+B+C)	1,810.47	1,510.56

NOTE 32. EXCEPTIONAL ITEMS

	(Rs. In Lakhs)	
	FOR THE YEAR ENDED 31st MARCH 2022	FOR THE YEAR ENDED 31st MARCH 2021
GST INPUT CREDIT REVERSAL	(17.32)	137.23
SUNDRY CREDITORS WRITTEN OFF	-	(15.08)
INTEREST PAID ON CUSTOM DUTY UPON NON FULFILLMENT OF EPCG LICENSE	-	12.78
TOTAL (A)	(17.32)	134.94

NOTE 33. TAX EXPENSES

	(Rs. In Lakhs)	
	FOR THE YEAR ENDED 31st MARCH 2022	FOR THE YEAR ENDED 31st MARCH 2021
INCOME TAX EXPENSES :		
CURRENT TAX		
CURRENT TAX ON PROFITS FOR THE YEAR	406.54	167.52
SHORT/(EXCESS) INCOME TAX PROVISION	82.51	(2.88)
TOTAL CURRENT TAX EXPENSES	489.06	164.64
DEFERRED TAX		
DEFERRED TAX (ASSET)/LIABILITY	76.40	44.69
TOTAL	565.46	209.33



NOTES FORMING PART OF THE CONSOLIDATED FINANCIAL STATEMENTS

NOTE 34: Contingent Liabilities: -

- a) Unredeemed Bank Guarantees & Letter of credit are Rs. 22.67 Lakhs. (P.Y. Rs. 37.95 Lakhs)
- b) Claims against the company not acknowledged as debts
 - Income Tax Liability Rs. 1,233.10 Lakhs (P.Y. Rs. 5.22 Lakhs)
- c) The company has filed legal suit against debtors towards recovery of Rs. 38.28 Lakhs and the provision for impairment/doubtful debts has been made for the same. The outcome of the legal case is subject to final realization.

NOTE 35:

Capital Commitments: - Estimate amount of contract remaining to be executed on Capital Account & not provided for Rs Nil (P.Y. Rs 24.01 Lakhs) against which advance has been paid of Rs. Nil (P.Y. 5.98 Lakhs)

NOTE 36:

Assets Pledged as Security: -The carrying amounts of assets pledged as security for current and non-current borrowing are,

	Rs. in Lakhs	
	As At 31 st March 2022	As At 31 st March 2021
Current Assets		
Financial Assets		
Trade Receivables	1,569.16	1,343.91
Non-Financial Assets		
Inventories	1,098.55	1,311.48
Total Current Assets Pledged as Security	2,667.71	2,655.39
Non-Current Assets at WDV.		
Land	24.13	24.13
Building	184.76	195.28
Plant and Machinery	728.31	619.74
Total non-current assets Pledged as Security	937.19	839.15
Total Assets Pledged as Security	3,604.90	3,494.54

NOTE 37: Balance Confirmation

The balance confirmations in respect of debtors, creditors, advances, loans and deposits as at 31st March 2022 have been called for and are subject to confirmation & reconciliation as the necessary communication in this respect is not received from them. The management has scrutinized the accounts and the balances appearing in the Balance Sheet are correct.

In the opinion of the management, no item of current assets, loans and advances has a value on realization in the ordinary course of business, which is less than the amount of value at which it is stated in the Balance Sheet, unless otherwise specified.

NOTE 38: Auditor Remuneration's: -

	Rs. in Lakhs	
	2021-22	2020-21
Payment to Auditors		
a) Audit Fees	2.50	2.50
b) Tax Audit Fees	-----	-----
c) Limited Review Certificate	1.50	1.50
d) Other Taxation Matters	-----	-----
e) Certification Charges	-----	-----
f) Out of Pocket Expense	0.07	0.07
Total	4.07	4.07

NOTES FORMING PART OF THE CONSOLIDATED FINANCIAL STATEMENTS

NOTE 39: Unhedged Foreign Currency Exposure & Derivative Instruments: -

(A) Foreign Currency exposure are as follows:

Particulars	31/03/2022		31/03/2021	
	Amount (USD \$ in Lakhs)	Amount (Rs. in Lakhs)	Amount (USD \$ in Lakhs)	Amount (Rs. in Lakhs)
Sundry Debtors	7.49	568.36	2.32	168.53
Balance in EFC A/c	0.14	10.62	0.87	62.83
Total Assets:	7.63	578.98	3.19	231.37
Trade Payable	0.09	6.97	-	-
Total Liabilities:	0.09	6.97	-	-
Net Exposure	7.54	572.01	3.19	231.37

(B) Forward Contracts for hedge of Trade Receivables, Loans and under firm commitments/high probable forecast transactions are as follows :

Particulars	31-03-2022		31-03-2021	
	Amount (\$ in Lakhs)	Amount (Rs. in Lakhs)	Amount (\$ in Lakhs)	Amount (Rs. in Lakhs)
Forward Contracts	7.44	569.89	2.70	199.41

Mark-to-market Gain recognized in the statement of Profit & Loss (Profit) Rs. 1.79 Lakhs (Profit for P.Y. of Rs. 0.76 Lakhs)

NOTE 40: Employee Benefits Obligations:-

a) **Defined contribution plans-** The Company has recognized the following amounts in the Statement of Profit & loss for the Year:

Particular's	2021-22 Rs. in Lakhs	2020-21 Rs. in Lakhs
Employer's Contribution to Provident Fund	17.95	12.61
Employer's Contribution to E.S.I.C	2.55	1.71
Employer's Contribution to Escrow Deposit Scheme	3.43	3.38
Interest paid on Employee Escrow Scheme	11.53	10.81
Interest on Security Deposit	0.11	0.20

b) **Defined benefit plans - Gratuity & Leave Encashment:**

Gratuity: - The Company operates a gratuity plan which is administrated through HDFC Standard Life Insurance Company Limited and a trust which is administrated through trustees. Every employee is entitled to a minimum benefit equivalent to 15 days salary last drawn for each completed year of service in line with Payment of Gratuity act, 1972. The same is payable at the time of separation from the company or retirement, whichever is earlier or death in service.

Leave Encashment: - The employees are entitled to accumulate compensated absence upto specified days as per company policy, which is payable at the time of separation from company i.e. retirement or death in service at the rate of last drawn salary.

The details on Company's Gratuity and Leave Encashment liabilities employees are given below which is certified by the actuary and relied upon by the auditors.

NOTES FORMING PART OF THE CONSOLIDATED FINANCIAL STATEMENTS

(i) Reconciliation of Opening & Closing balance of Present Value of Defined benefit Obligation (DBO):

	Gratuity		Leave Encashment	
	31.03.22	31.03.21	31.03.22	31.03.21
Change in Benefit Obligation				Rs. in Lakhs
Present Value of Obligation (Opening)	73.60	73.57	47.59	51.50
Interest Cost	4.93	4.12	3.19	2.88
Current Service Cost	10.35	10.15	8.18	8.70
Past Service Cost	-----	-----	-----	-----
Benefits Paid	(1.65)	(1.56)	(2.03)	(3.55)
Actuarial (Gain)/Loss on Obligation – Due to change in Financial Assumptions.	(2.92)	(14.13)	(1.62)	(2.31)
Actuarial (Gain)/Loss on Obligation – Due to Experience.	(2.86)	1.45	(5.70)	(1.66)
Present value of Obligation (Closing)	81.44	73.60	49.60	47.59

(ii) Reconciliation of Opening & Closing balance of Fair Value of Plan Assets:

Fair value of plan Assets 01/04/2021	89.83	85.38	NIL	NIL
Expected Return on Plan Assets	6.01	4.78	NIL	NIL
Contribution	-----	-----	2.03	3.55
Benefits paid	(1.65)	(1.56)	(2.03)	(3.55)
Actuarial (Gain)/Loss on plan Assets - Due to Experience.	0.03	1.23	NIL	NIL
Fair value of plan Assets 31/03/2022	94.22	89.83	NIL	NIL

Fair value of plan assets for gratuity represents the amount as confirmed by Insurer Manager funds.

(iii) Balance Sheet Recognition:

	Gratuity		Leave Encashment	
	31.03.22	31.03.21	31.03.22	31.03.21
(Present Value of Obligation)	(81.44)	(73.60)	(49.60)	(47.59)
Fair value of Plan Assets	94.22	89.83	NIL	NIL
Funded Status (Surplus /(Deficit))	12.78	16.23	(49.60)	(47.59)
Un-recognised past Service Cost	NIL	NIL	NIL	NIL
Net (Liability) recognized in the Balance Sheet	NIL	NIL	(49.60)	(47.59)

(iv) (a) Profit and Loss – Expenses Recognition

Current Service Cost	10.35	10.15	8.18	8.70
Interest Cost	4.93	4.12	3.19	2.88
Expected Return on Plan Assets	(6.01)	(4.78)	NIL	NIL
Re-measurement (or Actuarial) (gain) / loss	----	-----	(7.33)	(11.94)
Past Service Cost	-----	-----	-----	-----
Expenses to be recognized in P/L Account	9.26	9.49	4.04	(0.36)

NOTES FORMING PART OF THE CONSOLIDATED FINANCIAL STATEMENTS

(b) Other Comprehensive Income

Actuarial (gains) / losses

- change in demographic assumptions	NIL	(10.54)	NIL	NIL
- change in financial assumptions	(2.92)	(3.59)	NIL	NIL
experience variance (i.e. Actual experience v/s assumptions)	(2.86)	1.45	NIL	NIL
Return on plan assets, excluding amount recognised in net interest expense	(0.03)	(1.23)	NIL	NIL
Components of defined benefit costs / (income) recognised in Other Comprehensive Income	(5.82)	(13.91)	NIL	NIL

- v) For Each major category of plan assets, following is the percentage that each major category constitutes of the fair value of the plan assets:

Particular's	Gratuity as on 31 st March 2022		Gratuity as on 31 st March 2021	
	Rs. in Lakhs	Rate %	Rs. in Lakhs	Rate %
Iniiii Insurer managed fund	94.22	100%	89.83	100%
Total	94.22	100%	89.83	100%

- vi) The overall expected rate of return on assets is based on the expectation of the average long term rate of return expected on investments of the fund during the estimated term of the obligations.
- vii) The Actual Return on plan assets is as follows:-

Particular's	Gratuity 2021-22 Rs. in Lakhs	Gratuity 2020-21 Rs. in Lakhs
Actual return on plan assets	6.01	4.78

- (viii) Following are the Principal Actuarial Assumptions used as at the balance sheet date:

Particular's	Gratuity	Leave Encashment
Discount Rate	7.20 %	7.20 %
Expected Return on Plan Assts	6.95 %	0.00 %
Mortality	Indian Assured Lives Mortality (2012-14)	Indian Assured Lives Mortality (2012-14)
Future Salary Increases	3.00 % PA	3.00 % PA
Attrition	5.00 % for Service Group.	5.00 %

- ix) Amount recognized in current year and previous four years for Gratuity & Leave Encashment:-

a) Gratuity:

Particular's	2021-22	2020-21	2019-20	2018-19	2017-18
Defined benefit obligation	81.44	73.60	73.57	69.47	65.47
Plan assets	94.22	89.83	85.38	87.75	85.63
Surplus /(deficit)	12.78	16.23	11.81	18.28	20.15
Experience adjustment on plan liabilities	2.86	(1.45)	0.89	5.25	22.36
Experience adjustment on plan assets	0.03	1.23	0.47	0.72	0.84



NOTES FORMING PART OF THE CONSOLIDATED FINANCIAL STATEMENTS

b) Leave Encashment:

Particular's	2021-22	2020-21	2019-20	2018-19	2017-18
Defined benefit obligation	49.60	47.59	51.50	37.89	39.79
Plan assets	NIL	NIL	NIL	NIL	NIL
Surplus /(deficit)	(49.60)	(47.59)	(51.50)	(37.89)	(39.79)
Experience adjustment on plan liabilities	5.70	1.66	0.65	3.51	1.74
Experience adjustment on plan assets	NIL	NIL	NIL	NIL	NIL

NOTE 41:

A) Segment Reporting:

In the opinion of the management the company is mainly engaged in the business of manufacturing of Elastic and all other activities of the Company revolve around the main business, and as such, there are no separate reportable segments.

B) Secondary Business Segment:

Description	Mumbai Rs. in Lakhs		Dadra Rs. in Lakhs	
	2021-22	2020-21	2021-22	2020-21
Segment Revenue (Gross)				
(i) Within India	181.31	286.45	2,814.24	2,568.93
(ii) outside India	-	-	3,207.48	944.50
Total	181.31	286.45	6,021.72	3,513.43
Segment Fixed Assets (Gross)				
(i) Within India	375.23	209.98	1,979.48	1,836.26
(ii) outside India	-	-	-	-
Total	375.23	209.98	1,979.48	1,836.26
Other Assets				
(i) Within India	3,310.45	3,463.10	2,204.02	2,090.93
(ii) outside India	-	-	-	-
Total	3,310.45	3,463.10	2,204.02	2,090.93

Description	Palghar Rs. in Lakhs		Vapi Rs. in Lakhs	
	2021-22	2020-21	2021-22	2020-21
Segment Revenue (Gross)				
(i) Within India	403.32	431.54	1,083.59	1,132.33
(ii) outside India	-	-	-	6.52
Total	403.32	431.54	1,083.59	1,138.85
Segment Fixed Assets (Gross)				
(i) Within India	223.63	219.11	784.22	636.32
(ii) outside India	-	-	-	-
Total	223.63	219.11	784.22	636.32
Other Assets				
(i) Within India	314.73	320.07	819.06	760.20
(ii) outside India	-	-	-	-
Total	314.73	320.07	819.06	760.20

NOTES FORMING PART OF THE CONSOLIDATED FINANCIAL STATEMENTS

Description	VIETNAM Rs. in Lakhs	
	2021-22	2020-21
Segment Revenue (Gross)		
(i) Within India	-	-
(ii) outside India	5,500.92	4,898.78
Total	5,500.92	4,898.78
Segment Fixed Assets (Gross)		
(i) Within India	-	-
(ii) outside India	2,140.87	1,993.44
Total	2,140.87	1,993.44
Other Assets		
(i) Within India	-	-
(ii) outside India	3,498.26	2,585.25
Total	3,498.26	2,585.25

NOTE 42:

Related Party Disclosures

A) List of Related Parties and Relationship

a) Associates: -

Premco Industries	Enterprise on which significant influence is exercised having common directors/partners.
-------------------	--

b)

1) Key Management Personnel : -

Mr. Ashok B. Harjani	Chairman & Managing Director
Mr. Lokesh P. Harjani	Director
Mrs. Nisha P. Harjani	Director & CFO
Mrs. Sonia A. Harjani	Director
Mr. Gaurish Tawte	Company secretary
Mr. R. C. Panwar	CEO
Mr. Prem I. Gidwani	Independent Director
Mrs. Sonu A. Chowdhry	Independent Director
Mr. Lalit D. Advani	Independent Director
Mr. Rajesh M. Mahtani	Independent Director

2) Relative of Key Management Personnel:-

- Mr. Prem B. Harjani – Spouse of Director.
- Mr. Suresh B. Harjani – Brother of Director.
- Mrs. Ahillya Harjani – Daughter of Director
- Mr. Andrew Harding- Son in law of Director.


NOTES FORMING PART OF THE CONSOLIDATED FINANCIAL STATEMENTS
B) Related Party Transactions

Particulars	2021-22	2020-21
	Rs. in Lakhs	Rs. in Lakhs
I) Associates Enterprises		
1. Security Deposit given (Closing Balance Rs. Nil / P.Y. Rs. 32.00 Lakhs)	-	-
2. Rent Paid	53.50	64.20
3. Reimbursement of expenses (Closing Balance Rs. Nil / P.Y. Rs. 0.13 Lakhs)	21.38	29.12
4. Dividend Paid	-	3.72
II) Key Management Persons		
1. Remuneration, Bonus & Perks	340.14	254.80
2. Imprest Account (Closing Balance Rs. Nil / P.Y. Rs. Nil)	2.16	-
3. Tour Advance (Closing Balance Rs. 2.68 Lakhs / P.Y. Rs. 2.68 Lakhs)	-	-
4. Reimbursement of expenses	269.67	230.98
5. Advance Given (Closing Balance Rs. 8.34 Lakhs / P.Y. Rs. Nil)	64.55	42.01
6. Loan taken (Closing Balance Rs. Nil / P.Y. Rs. 512.23 Lakhs)	322.00	313.00
7. Interest Paid	36.43	45.53
8. Directors Sitting Fees	0.69	0.63
9. Dividend paid	332.00	58.49
III) Relative of Key Management Personnel		
1. Remuneration, Bonus & Perks	39.07	33.62
2. Tour Advance (Closing Balance Rs. 0.53 Lakhs / P.Y. Rs. 12.06 Lakhs)	23.70	22.69
3. Advance Given (Closing Balance Rs. 0.50 Lakhs /P.Y. Rs. NIL)	3.41	1.22
4. Dividend paid	51.55	26.21

C) Disclosure of Material transactions with related parties.

Particulars	2021-22	2020-21
	Rs. in Lakhs	Rs. in Lakhs
a) Rent Paid		
1. Premco Industries	53.50	64.20
b) Remuneration, Bonus & Perks		
1. Ashok B. Harjani	122.07	99.69
2. Lokesh P. Harjani	102.79	71.86
3. Nisha P. Harjani	54.63	46.22
4. Sonia A. Harjani	3.25	3.49
5. R. C. Panwar	51.51	28.61
6. Gaurish Tawte	5.90	4.93
7. Ahillya A. Harjani	16.75	13.47
8. Andrew Harding	22.32	20.15

NOTES FORMING PART OF THE CONSOLIDATED FINANCIAL STATEMENTS

Particulars	2021-22	2020-21
c) Interest Paid		
1. Ashok B. Harjani	20.48	31.29
2. Sonia A. Harjani	15.95	14.24
d) Loan Taken		
1. Ashok B. Harjani	217.00	187.00
2. Sonia A. Harjani	105.00	126.00
e) Directors Sitting Fees		
1. Prem Gidwani	0.18	0.18
2. Rajesh Mahtani	0.18	0.15
3. Sonu Chowdhary	0.18	0.18
4. Lalit Advani	0.15	0.12
f) Dividend Paid		
1. Ashok B. Harjani	256.81	38.59
2. Sonia A. Harjani	0.67	0.07
3. Nisha P. Harjani	9.13	2.39
4. Lokesh P. Harjani	65.39	17.44
5. Suresh B. Harjani	2.08	17.08
6. Prem B. Harjani	49.47	9.13
7. Premco Industries	-	3.72

NOTE 43:

Adoption of Ind AS 116 – Leases

- (a) Effective 1st April 2019, the Company has adopted Ind AS 116 - Leases using a modified retrospective approach. Accordingly, on initial application of Ind AS 116, in respect of leases previously classified as operating leases, lease liability is measured at the present value of remaining lease payments discounted using the incremental borrowing rate at the date of initial application and the Right-of-use asset has been measured at the amount equal to lease liability, adjusted for any prepaid or accrued lease payments recognised in the balance sheet immediately before the date of initial application.
- (b) Effect of initial application of Ind AS 116 on transaction date subsequent to addition is disclosed below.
- (i) Lease liabilities recognised on the date of initial application: Rs. 1,312.49 Lakhs.
- (ii) Right of use asset recognised on the date of initial application: Rs. 1,312.49 Lakhs.

NOTE 44: Earning Per Share:

Basic & Diluted:	Current Year	Previous Year
	Rs. in Lakhs	Rs. in Lakhs
Profit/(Loss) after Tax as per Accounts	1,655.35	1,390.81
Weighted Average No. of Shares Issued	33,04,800	33,04,800
Basic & Diluted EPS (Rs.)	50.09	42.08

NOTE 45: Corporate Social Responsibility (CSR) Activities :-

Premco's CSR initiatives and activities are aligned to the requirements of Section 135 of the Companies Act 2013. The primary focus areas are Child education, Sports and Health care. The Company invests in basic health care, education and social welfare activities to support the basic needs of communities.

NOTES FORMING PART OF THE CONSOLIDATED FINANCIAL STATEMENTS

a) Amount Spent during the year:

(Rs. in Lakhs)

Sr No	Particulars	Year Ended 31.03.2022	Year Ended 31.03.2021
1	Construction/acquisition of any asset	-	-
2	Other than the above	11.55	6.41

b)

Sr No	Particulars	Year Ended 31.03.2022	Year Ended 31.03.2021
1	Amount required to be spent by the Company during the year	1.43	2.77
2	Amount of expenditure incurred	11.55	6.41
3	Shortfall at the end of the year	-	-
4	Total of previous years shortfall	-	5.71
5	Reasons for shortfall *	-	-
6	Details of related party transactions	-	-
7	Where a provision is made with respect to a liability incurred by entering a contractual obligation, the movements in position	-	-
	Nature of CSR Activities:	Child education, Sports, Health care and social welfare activities.	

NOTE 46: Fair value disclosures for financial assets and financial liabilities

(Rs. in Lakhs)

Financial instruments by category	As at March 31, 2022		As at March 31, 2021	
	FVTPL	Amortised Cost	FVTPL	Amortised Cost
Financial assets				
Investments				
- Debentures & Bonds	226.50	129.96	206.71	129.96
- Mutual Funds	2,059.87		2,368.84	
Trade receivables		1,567.54		1,616.34
Cash and cash equivalents		2,688.32		1,521.83
Bank balances other than cash and cash equivalents		68.38		61.70
Loans		17.06		14.36
Other financial assets		168.91		143.12
Total Financial assets	2,286.37	4,640.17	2,575.55	3,487.31
Financial Liabilities				
Borrowings		182.93		665.07
Lease Liabilities		724.30		686.25
Trade payables		558.15		449.66
Other financial liabilities	156.35	185.41	167.31	196.62
Total Financial liabilities	156.35	1,650.80	167.31	1,997.60

Note : FVOCI – There were no amounts for FVOCI.

(i) Fair value hierarchy

This section explains the judgments and estimates made in determining the fair values of the financial instruments that are (a) recognized and measured at fair value and (b) measured at amortized cost and for which fair values are disclosed in the financial statements. To provide an indication about the reliability of the inputs used in determining fair value, the Company has classified its financial instruments into the three levels prescribed under the accounting standard. An explanation of each level follows underneath the table.

NOTES FORMING PART OF THE CONSOLIDATED FINANCIAL STATEMENTS

(Rs. in Lakhs)

Financial assets and liabilities measured at fair value - recurring fair value measurements as at March 31, 2022	Notes	Level 1	Level 2	Level 3	Total
Financial assets					
Financial investments at FVTPL					2,286.37
Mutual funds, Bonds & Debentures	6A,6B		2,286.37		
Total financial assets		-	2,286.37	-	2,286.37
Financial liabilities					
Other financial liabilities	18B		156.35		156.35
Total Financial Liabilities		-	156.35	-	156.35

(Rs. in Lakhs)

Financial assets and liabilities measured at amortised cost for which fair values are disclosed as at March 31, 2022	Notes	Level 3	Total
Financial assets			
Debentures & Bonds	6A,6B	129.96	129.96
Trade receivables	11	1,567.54	1,567.54
Cash and cash equivalents	12	2,688.32	2,688.32
Bank balances other than cash and cash equivalents	13	68.38	68.38
Loans	7A,7B	17.06	17.06
Other financial assets	8A,8B	168.91	168.91
Total financial assets		4,640.17	4,640.17
Financial liabilities			
Borrowings	16A,16B	182.93	182.93
Lease Liabilities	17A,17B	724.30	724.30
Trade payables	21	558.15	558.15
Other financial liabilities	18A,18B	185.41	185.41
Total financial liabilities		1,650.80	1,650.80

(Rs. in Lakhs)

Financial assets and liabilities measured at fair value - recurring fair value measurements as at March 31, 2021	Notes	Level 2	Total
Financial assets			
Financial investments at FVTPL			
Mutual funds	6A,6B	2,575.54	2,575.54
Other financial Assets	8B	-----	-----
Total financial assets		2,575.54	2,575.54
Financial liabilities			
Other financial liabilities	18A,18B	167.31	167.31
Total financial assets & liabilities		167.31	167.31

NOTES FORMING PART OF THE CONSOLIDATED FINANCIAL STATEMENTS

(Rs. in Lakhs)

Financial assets and liabilities measured at amortised cost for which fair values are disclosed as at March 31, 2021	Notes	Level 3	Total
Financial assets			
Debentures	6A,6B	129.96	129.96
Trade receivables	11	1,616.34	1,616.34
Cash and cash equivalents	12	1,521.83	1,521.83
Bank balances other than cash and cash equivalents	13	61.70	61.70
Loans	7A,7B	14.36	14.36
Other financial assets	8A,8B	143.12	143.12
Total financial assets		3,487.31	3,487.31
Financial liabilities			
Borrowings	16A, 16B	665.07	665.07
Lease Liabilities	17A, 17B	686.25	686.25
Trade payables	22	449.66	449.66
Other financial liabilities	18A,18B	196.62	196.62
Total financial liabilities		1,997.60	1,997.60

Level 1: Level 1 hierarchy includes financial instruments measured using quoted prices. This includes listed equity instruments that have quoted price. The fair value of all equity instruments which are traded in the stock exchanges is valued using the closing price as at the reporting period.

Level 2: The fair value of financial instruments that are not traded in an active market is determined using valuation techniques which maximize the use of observable market data and rely as little as possible on entity specific estimates. The Company has mutual funds for which all significant inputs required to fair value an instrument falls under level 2.

Level 3: If one or more of the significant inputs is not based on observable market data, the instrument is included in level 3. This is the case for unlisted equity securities and unlisted preference shares are included in level 3.

There are no transfers between levels 1, 2 and 3 during the year.

(ii) Valuation technique used to determine fair value

Specific valuation techniques used to value financial instruments include:

Investments in quoted equity instruments are valued using the closing price at Bombay Stock Exchange (BSE) at the reporting period.

The fair value of forward foreign exchange contracts is determined using forward exchange rates as at the balance sheet date, prevailing with authorised dealers dealing in foreign exchange.

The use of Net Assets Value ('NAV) for valuation of mutual fund investment. NAV represents the price at which the issuer will issue further units and will redeem such units of mutual fund to and from the investors.

The fair value of the debentures is determined based on present values and the discount rates used were adjusted for counterparty risk and country risk.

NOTES FORMING PART OF THE CONSOLIDATED FINANCIAL STATEMENTS

(iii) Fair value of financial assets and liabilities measured at amortised cost

(Rs. in Lakhs)

Particulars	As at March 31, 2022		As at March 31, 2021	
	Carrying Amount	Fair Value	Carrying Amount	Fair Value
Financial assets				
Debentures and Bonds	129.96	129.96	129.96	129.96
Trade receivables	1,567.54	1,567.54	1,616.34	1,616.34
Cash and cash equivalents	2,688.32	2,688.32	1,521.83	1,521.83
Bank balances other than cash and cash equivalents	68.38	68.38	61.70	61.70
Loans	17.06	17.06	14.36	14.36
Other financial assets	168.92	168.92	143.12	143.12
Total financial assets	4,640.17	4,640.17	3,487.31	3,487.31
Financial liabilities				
Borrowings	182.93	182.93	665.07	665.07
Lease Liabilities	724.30	724.30	686.25	686.25
Trade payables	558.15	558.15	449.66	449.66
Other financial liabilities	185.41	185.41	196.62	196.62
Total financial liabilities	1,650.80	1,650.80	1,997.60	1,997.60

- a) The carrying amounts of trade receivables, trade payables, cash and cash equivalents, bank balances other than cash and cash equivalents, borrowings and other financial liabilities are considered to be the same as their fair values, due to their short term nature.
- (b) The fair values and carrying value for equity investments, security deposits, loans, other financial assets and other financial liabilities are materially the same.

NOTE 47A: Financial risk management

The Company's activities expose it to market risk, liquidity risk and credit risk. In order to minimize any adverse effects on the financial performance of the company, derivative financial instruments, such as foreign exchange forward contracts are entered to hedge certain foreign currency risk exposures. Derivatives are used exclusively for hedging purposes and not as trading or speculative instruments.

This note explains the sources of risk which the entity is exposed to and how the entity manages the risk and the impact of hedge accounting in the financial statements.

The company has a robust risk management framework comprising risk governance structure and defend risk management processes. The risk governance structure of the company is a formal organization structure with defend roles and responsibilities for risk management.

Risk	Exposure arising from	Measurement	Management
Credit risk	Cash and cash equivalents, trade receivables, loans & other financial assets measured at amortised cost.	Ageing analysis	Diversification of bank deposits, credit limits and letters of credit in select cases.
Liquidity risk	Other financial liabilities	Sensitivity analysis	Availability of committed credit lines and borrowing facilities
Market risk foreign currency risk	Recognized financial assets and liabilities not denominated in Indian rupee.	Sensitivity analysis	Forward foreign exchange contracts
Market risk security prices	Investments in equity shares, debentures & mutual funds.	Sensitivity analysis	Portfolio diversification

The Company risk management is carried out by a central treasury department under the guidance from the board of directors. Company's treasury identifies, evaluates and hedges financial risks in close coordination with the company's operating units. The



NOTES FORMING PART OF THE CONSOLIDATED FINANCIAL STATEMENTS

board provides written principles for overall risk management, as well as policies covering specific areas, such as foreign exchange risk, interest rate risk, credit risk, use of derivative financial instruments and non-derivative financial instruments, and investment of excess liquidity. There is no change in objectives and process for managing the risk and methods used to measure the risk as compared to previous year.

1) Credit Risk :

Credit risk is the risk that the counterparty will not meet its obligation under a financial instrument or customer contract, leading to financial loss. The Credit risk mainly arises receivables from customers, cash and cash equivalents, loans and deposits with banks, financial institutions & others.

a) Trade receivables

The maximum exposure to the credit risk at the reporting date is primarily from trade receivables amounting to Rs. 1,567.54 Lakhs as at March 31, 2022 (March 31, 2021- Rs. 1,616.35 Lakhs) and from loans amounting Rs. 17.06 Lakhs (March 31, 2021- Rs. 14.36 Lakhs) Trade receivables are typically unsecured and are derived from revenue earned from customers located in India as well as outside India.

The Company establishes an allowance for doubtful debts and impairment that represents its estimate of incurred losses in respect of trade receivables.

The Company's exposure to credit risk is influenced mainly by the individual characteristics of each customer. The demographics of the customer, including the default risk of the industry, the country and the state in which the customer operates, also has an influence on credit risk assessment.

Credit risk is managed through credit approvals, establishing credit limits and continuously monitoring the credit worthiness of customers to which the Company grants credit terms in the normal course of business.

The management continuously monitors the credit exposure towards the customers outstanding at the end of each reporting period to determine incurred and expected credit losses. Historical trends of impairment of trade receivables do not reflect any significant credit losses. Given that the macroeconomic indicators affecting customers of the Company have not undergone any substantial change, the Company expects the historical trend of minimal credit losses to continue.

The movement in the allowance for impairment in respect of trade receivables during the year was as follow:

Movement in expected credit loss allowance on trade receivables

(Rs.in Lakhs)

	As at March 31,2022	As at March 31, 2021
Opening provision	43.72	7.11
Add: Additional provision made	0.63	39.34
Less: Provision write off	--	---
Less: Provision reversed	4.45	2.73
Closing provision	39.91	43.72

The average credit period on sales of products is less than 90 days. Credit risk arising from trade receivables is managed in accordance with the Company's established policy, procedures and control relating to customer credit risk management. Credit quality of a customer is assessed based on a detailed study of credit worthiness and accordingly individual credit limits are defined/modified. For trade receivables, as a practical expedient, the Company computes credit loss allowance based on a provision table as above.

b) Cash and cash equivalents:

As at the year end, the Company held cash and cash equivalents of Rs. 2,688.32 Lakhs (March 31, 2021: Rs. 1,521.83 Lakhs). The cash and cash equivalents are held with bank and financial institution counterparties with good credit rating.

c) Other Bank Balances:

Other bank balances are held with bank and financial institution counterparties with good credit rating.

NOTES FORMING PART OF THE CONSOLIDATED FINANCIAL STATEMENTS

d) **Loans** : The maximum exposure from loans is from loans due to employees and the repayments are regular and neither past due nor impaired.

e) **Other financial assets:**

Other financial assets includes security deposits which are neither past due nor impaired.

2) Liquidity Risk :

Liquidity risk is the risk that the Company will not be able to meet its financial obligations as they become due. Prudent liquidity risk management implies maintaining sufficient cash and marketable securities and the availability of funding through an adequate amount of committed credit facilities to meet obligations when due and to close out market positions. Due to the dynamic nature of the underlying businesses.

Company treasury maintains flexibility in funding by maintaining availability under committed credit lines. Management monitors rolling forecasts of the Company's liquidity position (comprising the undrawn borrowing facilities below) and cash and cash equivalents on the basis of expected cash flows.

(i) Financing arrangements

The Company had access to the following undrawn borrowing facilities at the end of the reporting period:

(Rs. in Lakhs)

Particulars	As at	As at
	March 31, 2022	March 31, 2021
Expiring within one year (bank overdraft and other facilities)	915.57	992.52

(ii) Maturity pattern of financial liabilities

(Rs.in Lakhs)

As at March 31, 2022	Not Due	0-6 months	6 – 12 Months	More than 12 months
Borrowings	----	28.79	28.60	125.54
Lease Liabilities	----	125.00	138.04	461.26
Trade Payable	----	558.15	----	----
Other financial liabilities	----	337.34	4.43	----

As at March 31, 2021	Not Due	0-6 months	6 – 12 Months	More than 12 months
Borrowings	----	546.05	25.82	93.20
Lease Liabilities	----	74.50	71.24	540.51
Trade Payable	----	449.66	----	----
Other financial liabilities	----	211.76	3.91	148.26

3) Market Risk:

Market risk is the risk that the fair value of future cash flows of a financial instrument will fluctuate because of changes in market prices. Market risk comprises three types of risks namely interest rate risk, currency risk and other price risk, such as commodity risk. The Company is not exposed to interest rate risk whereas the exposure to currency risk and other price risk is given below:

A) Market Risk- Foreign currency risk.

The Company operates internationally and portion of the business is transacted in several currencies and consequently the Company is exposed to foreign exchange risk through its sales in overseas and purchases from overseas suppliers in various foreign currencies. Foreign currency exchange rate exposure is partly balanced by maintaining an EEFC bank account and purchasing of goods, commodities and services in the respective currencies. The Company also uses foreign currency forward contracts to hedge its risks associated with foreign currency fluctuations relating to certain firm commitments, highly probable forecast transactions and foreign currency required at the settlement date of certain



NOTES FORMING PART OF THE CONSOLIDATED FINANCIAL STATEMENTS

receivables/payables. The use of foreign currency forward contracts is governed by the Company's strategy approved by the board of directors, which provide principles on the use of such forward contracts consistent with the Company's risk management policy and procedures.

Derivatives instruments and unhedged foreign currency exposure

(a) Derivative outstanding as at the reporting date

Particulars/ Currency	As at March 31, 2022		As at March 31, 2021	
	Amount in Lakhs Foreign Currency	Rs. in Lakhs	Amount in Lakhs Foreign Currency	Rs. in Lakhs
Forward contract to sell - USD	7.44	569.89	2.70	199.41

Derivative financial instruments such as foreign exchange forward contracts are used for hedging purposes and not as trading or speculative instruments.

(b) Particulars of unhedged foreign currency exposures as at the reporting date

The Company's exposure to foreign currency risk at the end of the reporting period expressed in equivalent in INR Rupees is as follows:

(Rs. in Lakhs)

Particulars	As at March 31, 2022		As at March 31, 2021	
	USD	Other (VND)	USD	Other (VND)
Financial assets				
Investment in equity shares	563.53	--	563.53	--
Trade receivables	643.12	73.15	199.74	303.64
Other financial assets		111.68		56.86
Loans	--	--	--	--
Cash and Cash equivalents	10.62	2,122.67	62.83	1,096.45
Other Non-Current Assets		15.12	--	6.19
Other Current Assets		51.04	--	88.55
Net exposure to foreign currency risk (assets)	1,217.27	2,373.65	826.11	1,551.69
Financial liabilities				
Trade payables	6.97	60.07	--	18.09
Other Financial Liability	--	70.05	--	39.16
Other Current Liability	--	5.23	--	14.28
Net exposure to foreign currency risk (liabilities)	6.97	135.35	--	71.53
Less: Forward contracts (-INR)	569.89	--	199.41	--
Net unhedged foreign currency exposure	640.41	2,238.30	626.70	1,480.16

The company mainly exposed to. The below table demonstrates the sensitivity to 1% increase or decrease in against INR with all other variables held constant. The sensitivity analysis is prepared on the unhedged exposure of the company as at the reporting date.

(Rs. in Lakhs)

	Effect on Profit after Tax	
	For year ended March 31, 2022	
	1% increase	1% decrease
Increase / (decrease) in profit or loss	28.79	(28.79)

NOTES FORMING PART OF THE CONSOLIDATED FINANCIAL STATEMENTS

B) Market Risk- Price risk.

(a) Exposure

The company is mainly exposed to the price risk due to its investment in mutual funds and investment in equity instruments held by the company and classified in the balance sheet as fair value through profit or loss. The investment in mutual funds is mix of equity and debt based mutual funds. The price risk arises due to uncertainties about the future market values of these investments. To manage its price risk arising from investments in equity securities and mutual funds, the company diversifies its portfolio.

(b) Sensitivity

The table below summarizes the impact of increases/decreases of the BSE index on the Company's equity and Gain/Loss for the period. The analysis is based on the assumption that the index has increased by 5% or decreased by 5% with all other variables held constant, and that all the company's equity instruments moved in line with the index.

(Rs.in Lakhs)

	Impact on other Component of Equity	
	For year ended	
	March 31, 2022	March 31, 2021
BSE Sensex 30 Increase 5%	114.32	128.78
BSE Sensex 30 Decrease 5%	(114.32)	(128.78)

NOTE 47B: Capital management

(a) Risk Management

The company's objectives when managing capital are to safeguard the company's ability to continue as a going concern in order to provide returns for shareholders and benefits for other stakeholders and to maintain an optimal capital structure to reduce the cost of capital. In order to maintain or adjust the capital structure, the company may adjust the amount of dividends paid to shareholders, return capital to shareholders, issue new shares or sell assets to reduce debt.

The Company monitors capital on the basis of the following gearing ratio: (Rs. in Lakhs)

(Rs.in Lakhs)

Particulars	As at March 31, 2022	As at March 31, 2021
Net debt (total borrowings net of cash and cash equivalents, other bank balances and current investments)	-	-
Total equity	9,684.13	8,480.98
Net debt equity ratio	-	-

(b) Dividends

(Rs.in Lakhs)

	As at March 31, 2022	As at March 31, 2021
i) Equity Share		
Final dividend	132.19	66.10
Dividend distribution tax on above dividend	----	----
Interim dividend	462.67	66.10
Dividend distribution tax on above dividend	----	----
ii) Dividend not recognized at the end of the reporting period		
Proposed dividend	99.14	132.19
Dividend distribution tax on proposed dividend	----	----


NOTES FORMING PART OF THE CONSOLIDATED FINANCIAL STATEMENTS
NOTE 47C : Statement of Net assets and profit or Loss attributable to owners and minority interest:

Name of the Company	Net asset (total assets - total liabilities)		Share in profit & loss		Share in other comprehensive income		Share in profit & loss	
	As % of consolidated net assets	Rs. in Lakhs	As % of consolidated P&L	Rs. in Lakhs	As % of consolidated other comprehensive income	Rs. in Lakhs	As % of consolidated profit or loss	Rs. in Lakhs
Parent – Premco Global Limited	68.21	6,975.83	56.54	935.99	100	12.49	56.87	948.49
Subsidiary – Premco Global Vietnam Co. Ltd.	37.70	3,855.69	48.53	803.39	-	-	48.17	803.39
Associates (As per equity method)	-	-	-	-	-	-	-	-
a) Adjustment arising out of consolidation	-0.60	-61.40	2.20	36.48	-	-	2.19	36.48
b) Minority Interest	-5.31	-542.99	-7.28	-120.51	-	-	-7.23	-120.51
Consolidated Net assets/ profit after tax	100	102.27	100	1,655.35	100	12.49	100	1,667.84

NOTE 48: Movement in deferred tax Liability / (Assets). (Rs.in Lakhs)

Particulars	Depreciation	Expenses Disallowed u/s 43B	FVTPL	FVOCI	Unabsorbed c/f losses	Total
At April 1, 2020	51.27	(32.60)	21.73	2.87	(49.77)	(6.50)
(charged%/credited:						-
- to profit or loss	(5.17)	(35.46)	35.55	-	49.77	44.69
- to other comprehensive income				(0.20)		(0.20)
At March 31, 2020	46.10	(68.06)	57.27	2.67	-	37.99
(charged%/credited:						-
- to profit or loss	40.17	27.17	14.59	-	-	81.93
- to other comprehensive income				(1.33)		(1.33)
At March 31, 2021	86.28	40.89	71.86	1.34	-	118.59

Additional Regulatory information.
NOTE 49 :

The disclosure requirements about any transactions not recorded in the books of accounts that has been surrendered or disclosed as income during the year in the by tax assessments under the Income Tax Act 1961 (such as search or survey or any other relevant provisions of Income Tax Act 1961) is not applicable to the company.

NOTE 50 :

The company has not traded or invested in crypto currency or virtual currency during the financial year.

NOTE 51 :

There are no proceedings which are initiated or pending against the Company for holding any Benami property under the Benami transactions (Prohibitions) Act 1988 & rules made thereunder.

NOTE 52 :

The Company does not have any transactions with companies struck off under section 248 of the Companies Act, 2013 or section 560 of the Companies Act, 1956.

NOTES FORMING PART OF THE CONSOLIDATED FINANCIAL STATEMENTS**NOTE 53 :**

Statement of Ratio analysis.

Sr. No.	Ratio	Numerator	Denominator	2021-22 Ratio	2020-21 Ratio	Change in Ratio Changes > 25%
1	Current Ratio	Current Assets	Current Liabilities	5.28	3.85	Due to working capital position at the end of the year
2	Debt-Equity Ratio	Total Debts	Shareholder's Equity	0.09	0.16	Debts repaid by company & hence change in the ratio
3	Debt-Service Coverage Ratio	Earnings available for debt service	Debt Service	12.97	6.53	Profitability increased and debts repaid
4	Return on Equity Ratio	Profit after tax	Average Shareholders' Equity	0.18	0.18	N.A
5	Inventory Turnover Ratio	Sales	Average Inventory	5.63	4.49	Increase in sales has improved the ratio
6	Trade Receivable Turnover Ratio	Net Credit Sales	Average Debtors	7.96	8.42	N.A
7	Trade Payable Turnover Ratio	Net Credit Purchase	Average Creditors	12.33	10.49	N.A
8	Net Capital Turnover Ratio	Net Sales	Working Capital	2.04	2.09	N.A
9	Net Profit Ratio	Net Profit after Tax	Net Sales	0.13	0.14	N.A
10	Return on Capital Employed	Earnings before interest and tax	Capital Employed	0.23	0.20	N.A
11	Return on Investment	Investment Income	Cost of Investment	0.06	0.10	ROI has decreased due to financial markets slowdown.

NOTE 54 :

The third wave of COVID-19 seems to have had minimal effect on businesses in India. Various measures taken by the Government have resulted in containment of virus. However Government restrictions continue to have impact on certain businesses. The Company's financial stability in such testing times is intact and financial controls are well in place. Company has considered adequately while making doubtful provisions as on 31.03.2022 if any. However the impact assessment of COVID-19 is a continuing process given the uncertainties associated with its nature and duration. The impact of COVID-19 may be different from that estimated as at the date of approval of these financial results and the Board will continue to closely monitor the developments.

NOTE 55: Figures of Previous are regrouped and reclassified wherever necessary.

" AS PER OUR REPORT OF EVEN DATE "

SANJAY RAJA JAIN & CO.
CHARTERED ACCOUNTANTS
FRN 120132W

Sd/-

SURJEET JAIN
PARTNER
M.NO.129531
UDIN - 22129531AJZLUW4981

FOR AND ON BEHALF OF THE BOARD

Sd/-

ASHOK B. HARJANI
CHAIRMAN & MANAGING DIRECTOR
DIN - 00725890

Sd/-

GAURISH TAWTE
COMPANY SECRETARY

Sd/-

NISHA P. HARJANI
DIRECTOR & CFO
DIN - 00736566

PLACE: MUMBAI
DATED: 21st May, 2022

**Independent Auditor's Report on Standalone Financial Statements**

**To the Members of
Premco Global Limited
Mumbai.**

Opinion

We have audited the accompanying (Standalone) financial statements of **Premco Global Limited ("the Company")** which comprise the Balance Sheet as at March 31, 2022, the Statement of Profit and Loss (including Other Comprehensive Income), Statement of Cash Flows, the Statement of changes in Equity for the year then ended and notes to standalone financial statements, including summary of significant accounting policies and other explanatory information.

In our opinion and to the best of our information and according to the explanations given to us, the aforesaid standalone financial statements give the information required by the Companies Act, 2013 ("the Act") in the manner so required and give a true and fair view in conformity with the Indian Accounting Standards prescribed under section 133 of the Act read with the Companies (Indian Accounting Standards) Rules, 2015, as amended, ("Ind AS") and accounting principles generally accepted in India, of the state of affairs of the Company as at March 31, 2022, and its Total Comprehensive Income (comprising of Profit /loss and other comprehensive Income), Cash Flow and the changes in equity for the year ended on that date.

Basis for Opinion

We conducted our audit in accordance with the Standards on Auditing (SAs) specified under section 143(10) of the Companies Act, 2013. Our responsibilities under those Standards are further described in the Auditor's Responsibilities for the Audit of the Standalone Financial Statements section of our report. We are independent of the Company in accordance with the Code of Ethics issued by the Institute of Chartered Accountants of India together with the ethical requirements that are relevant to our audit of the Standalone financial statements under the provisions of the Companies Act, 2013 and the Rules thereunder, and we have fulfilled our other ethical responsibilities in accordance with these requirements and the Code of Ethics. We believe that the audit evidence we have obtained is sufficient and appropriate to provide a basis for our opinion on the standalone financial statements.

Key Audit Matters

Key audit matters are those matters that, in our professional judgment, were of most significance in our audit of the standalone financial statements of the current period. These matters were addressed in the context of our audit of the standalone financial statements as a whole, and in forming our opinion thereon. There are no other key audit matters and we do not provide a separate opinion on these matters.

Information Other than the Standalone Financial Statements and Auditor's Report Thereon

The Company's Board of Directors is responsible for the preparation of the other information. The other information comprises the information included in the Management Discussion and Analysis, Board's Report including Annexures to Board's Report, Business Responsibility Report, Corporate Governance and Shareholder's Information, but does not include the standalone financial statements and our auditor's report thereon.

Our opinion on the standalone financial statements does not cover the other information and we do not express any form of assurance conclusion thereon.

In connection with our audit of the standalone financial statements, our responsibility is to read the other information and, in doing so, consider whether the other information is materially inconsistent with the standalone financial statements or our knowledge obtained during the course of our audit or otherwise appears to be materially misstated.

If, based on the work we have performed, we conclude that there is a material misstatement of this other information, we are required to report that fact. We have nothing to report in this regard.

Responsibility of Management for the Standalone Financial Statements

The Company's Management and Board of Directors is responsible for the matters stated in Section 134(5) of the Companies Act, 2013 ("the Act") with respect to the preparation of these Standalone financial statements that give a true and fair view of the Statement of Affairs, Profit and Loss Account and other comprehensive income and changes in equity and cash flow of the Company in accordance with the accounting principles generally accepted in India, including the Indian Accounting Standards prescribed under Section 133 of the Act. This responsibility also includes maintenance of adequate accounting records in accordance with the provisions of the Act for safeguarding the assets of the Company and for preventing and detecting frauds and other irregularities; selection and application of appropriate accounting policies; making judgments and estimates that are reasonable and prudent; and design, implementation and maintenance of adequate internal financial controls, that were operating effectively for ensuring the accuracy and completeness of the accounting records, relevant to the preparation and presentation of the financial statements that give a true and fair view and are free from material misstatement, whether due to fraud or error.

In preparing the standalone financial statements, management and Board of Director are responsible for assessing the Company's ability to continue as a going concern, disclosing, as applicable, matters related to going concern and using the going concern basis of accounting unless management either intends to liquidate the Company or to cease operations, or has no realistic alternative but to do so.

Board of Directors is also responsible for overseeing the company's financial reporting process.

Auditor's Responsibility for the Audit of the financial statements

Our objectives are to obtain reasonable assurance about whether the standalone financial statements as a whole are free from material misstatement, whether due to fraud or error, and to issue an auditor's report that includes our opinion. Reasonable assurance is a high level of assurance, but is not a guarantee that an audit conducted in accordance with SAs will always detect a material misstatement when it exists. Misstatements can arise from fraud or error and are considered material if, individually or in the aggregate, they could reasonably be expected to influence the economic decisions of users taken on the basis of these standalone financial statements.

As part of an audit in accordance with SAs, we exercise professional judgment and maintain professional skepticism throughout the audit. We also :

- Identify and assess the risks of material misstatement of the standalone financial statements, whether due to fraud or error, design and perform audit procedures responsive to those risks, and obtain audit evidence that is sufficient and appropriate to provide a basis for our opinion. The risk of not detecting a material misstatement resulting from fraud is higher than for one resulting from error, as fraud may involve collusion, forgery, intentional omissions, misrepresentations, or the override of internal controls.
- Obtain an understanding of internal financial controls relevant to the audit in order to design audit procedures that are appropriate in the circumstances. Under section 143(3)(i) of the Act, we are also responsible for expressing our opinion on whether the Company has adequate internal financial controls system in place and the operating effectiveness of such controls.
- Evaluate the appropriateness of accounting policies used and the reasonableness of accounting estimates and related disclosures made by management.
- Conclude on the appropriateness of management's use of the going concern basis of accounting and, based on the audit evidence obtained, whether a material uncertainty exists related to events or conditions that may cast significant doubt on the Company's ability to continue as a going concern. If we conclude that a material uncertainty exists, we are required to draw attention in our auditor's report to the related disclosures in the standalone financial statements or, if such disclosures are inadequate, to modify our opinion. Our conclusions are based on the audit evidence obtained up to the date of our auditor's report. However, future events or conditions may cause the Company to cease to continue as a going concern.
- Evaluate the overall presentation, structure and content of the standalone financial statements, including the

disclosures, and whether the standalone financial statements represent the underlying transactions and events in a manner that achieves fair presentation.

Materiality is the magnitude of misstatements in the standalone financial statements that, individually or in aggregate, makes it probable that the economic decisions of a reasonably knowledgeable user of the financial statements may be influenced. We consider quantitative materiality and qualitative factors in (i) planning the scope of our audit work and in evaluating the results of our work; and (ii) to evaluate the effect of any identified misstatements in the financial statements.

We communicate with those charged with governance regarding, among other matters, the planned scope and timing of the audit and significant audit findings, including any significant deficiencies in internal control that we identify during our audit.

We also provide those charged with governance with a statement that we have complied with relevant ethical requirements regarding independence, and to communicate with them all relationships and other matters that may reasonably be thought to bear on our independence, and where applicable, related safeguards.

From the matters communicated with those charged with governance, we determine those matters that were of most significance in the audit of the standalone financial statements of the current period and are therefore the key audit matters. We describe these matters in our auditor's report unless law or regulation precludes public disclosure about the matter or when, in extremely rare circumstances, we determine that a matter should not be communicated in our report because the adverse consequences of doing so would reasonably be expected to outweigh the public interest benefits of such communication.

Report on Other Legal and Regulatory Requirements

1. As required by the Companies (Auditor's Report) Order, 2020 ("the Order"), issued by the Central Government of India in terms of sub-section (11) of section 143 of the Act, we give in the "**Annexure A**" a statement on the matters specified in paragraphs 3 and 4 of the Order to the extent applicable.
2. As required by section 143 (3) of the Act, based on our audit, we report that:
 - a. we have sought and obtained all the information and explanations which to the best of our knowledge and belief were necessary for the purpose of our audit;
 - b. in our opinion proper books of account as required by law have been kept by the Company so far as it appears from our examination of those books;
 - c. the Balance Sheet, the Statement of Profit and Loss(including Other Comprehensive Income), the Cash Flow Statement and Statement of changes in Equity dealt with by this Report are in agreement with the books of account;



- d. in our opinion, the aforesaid standalone financial statements comply with the Accounting Standards specified under section 133 of the Act as applicable.
- e. On the basis of written representations received from the directors as on March 31, 2022 taken on record by the Board of Directors, none of the directors is disqualified as on March 31, 2022 from being appointed as a director in terms of Section 164 (2) of the Act.
- f. With respect to the adequacy of the internal financial controls over financial reporting of the Company and the operating effectiveness of such controls, refer to our separate Report in “**Annexure B**”.
- g. With respect to the other matters to be included in the Auditor’s Report in accordance with the requirements of section 197(16) of the Act, as amended:
In our opinion and to the best of our information and according to the explanations given to us, the remuneration paid by the Company to its directors during the year is in accordance with the provisions of section 197 of the Act.
- h. With respect to the other matters to be included in the Auditor’s Report in accordance with Rule 11 of the Companies (Audit and Auditors) Rules, 2014, in our opinion and to the best of our information and according to the explanations given to us:
- i. The Company has disclosed the impact of pending litigations on its financial position in its standalone Financial Statements Refer Note 35 (b) and (c) to standalone financial statements.
 - ii. The Company, has long-term contracts including derivative contracts as at March 31 2022 for which there were no material foreseeable losses;
 - iii. There has been no delay in transferring amounts, required to be transferred, to the Investor Education and Protection Fund by the Company.
 - iv. (a) The management has represented that, to the best of its knowledge and belief, other than as disclosed in the notes to the accounts, no funds (which are material either individually or in the aggregate) have been advanced or loaned or invested (either from borrowed funds or share premium or any other sources or kind of funds) by the company to or in any other person(s) or entity(ies), including foreign entities (“ Intermediaries”), with the understanding, whether recorded in writing or otherwise, that the Intermediary shall, whether, directly or indirectly lend or invest in other persons or entities identified in any manner whatsoever

by or on behalf of the company (“Ultimate Beneficiaries”) or provide any guarantee, security or the like on behalf of the Ultimate Beneficiaries;

- (b) The management has represented that, to the best of its knowledge and belief, other than as disclosed in the notes to the accounts, no funds (which are material either individually or in the aggregate) have been received by the company from any person(s) or entity(ies), including foreign entities (“ Funding Parties”), with the understanding, whether recorded in writing or otherwise, that the company shall, whether, directly or indirectly lend or invest in other persons or entities identified in any manner whatsoever by or on behalf of the Funding Party (“Ultimate Beneficiaries”) or provide any guarantee, security or the like on behalf of the Ultimate Beneficiaries; and
 - (c) Based on the audit procedures that have been considered reasonable and appropriate in the circumstances, nothing has come to our attention that has caused us to believe that the representations under sub-clause (a) and (b) contain any material mis-statement.
- v. The final dividend proposed in the previous year, declared and paid by the Company during the year is in accordance with section 123 of the Act, as applicable.

The interim dividend declared and paid by the Company during the year and until the date of this report is in accordance with section 123 of the Companies Act 2013.

As stated in Note 19.1 to the financial statements, the Board of Directors of the Company have proposed final dividend for the year which is subject to the approval of the members at the ensuing Annual General Meeting. The amount of dividend proposed is in accordance with section 123 of the Act, as applicable.

For **SANJAY RAJA JAIN & CO.**
Chartered Accountants
FRN 120132W

Sd/-

Surjeet Jain
Partner

Membership No.: 129531

UDIN: 22129531AJZLNF2446

Place: Mumbai
Date: 21st May, 2022

Annexure A” to the Independent Auditors’ Report

Referred to in paragraph 1 under the heading ‘Report on Other Legal & Regulatory Requirement’ of our report of even date to the standalone financial statements of the Company for the year ended March 31, 2022:

According to Information and Explanation given to us and on the basis of our examination of records of the company, we report as follows:

- 1) (a) (A) The Company is in the continuous process of updating Property, Plant and Equipment register with a object of maintaining proper records showing full particulars, including quantitative details and situation of Property, Plant and Equipment;
(B) The company has maintained proper records showing full particulars of intangible assets.
- (b) The Property, Plant and Equipment have been physically verified by the management at reasonable intervals on rotation basis in a phased periodical manner and discrepancies noticed on such verification have been appropriately dealt in the books. In our opinion, the frequency of verification of the Property, Plant and Equipment is reasonable having regard to the size of the Company and the nature of its assets.
- (c) The title deeds of all the immovable properties (other than properties where the company is the lessee and the lease agreements are duly executed in favour of lessee) disclosed in the financial statement are held in the name of the company.
- (d) The company has not revalued any of its Property, Plant and Equipment (including Right of Use assets) or intangible assets during the year.
- (e) No proceedings have been initiated during the year nor are pending against the company for holding any benami property under the Benami Transactions (Prohibition) Act, 1988 (45 of 1988) and rules made thereunder.
- 2) a) In our opinion, the management has conducted physical verification of inventory, excluding stocks with third parties account, at reasonable intervals during the year and in our opinion the coverage and procedure of such verification by the management is appropriate having regard to nature and size of the operations of the company. No discrepancies of 10% or more in the aggregate for each class of inventory were noticed between physical inventory and book records. In respect of inventories lying with Third parties, these have substantially been confirmed by them.
- b) The company has been sanctioned working capital limits in excess of five crore rupees, in aggregate,

from banks or financial institutions on the basis of security of current assets. According to information and explanation given to us, the quarterly/monthly returns or statements filed by the company with such banks or financial institutions are materially in agreement with the books of account of the Company, and the details of differences is given in Note 16.3 if Standalone Financial Statements.

- 3) According to information and explanations given to us, the company has made investments in, provided guarantee or security or granted loans or advances in the nature of loans, secured or unsecured to companies, firms, Limited Liability Partnerships or any other parties, in respect of which
 - (a) During the year the company has provided loans and the details of which are given below:

Aggregate amount granted/provided during the year	Loans (Rs. in Lakhs)
Subsidiary, Joint venture and Associates	Nil
Others – Loan to Employees	28.76
Balance outstanding as at balance sheet date in respect of above case.	17.06
 - (b) The investments made and the terms and conditions of the grant of all the above loans and advances in the nature of loans during the year are, in our opinion prima facie not prejudicial to the company’s interest;
 - (c) In respect of loans and advances in the nature of loans, the schedule of repayment of principal and payment of interest has been stipulated and the repayments or receipts are regular;
 - (d) According to information and explanations given to us ,there are no overdue amount with respect to the above loans.
 - (e) According to information and explanations given to us, there are no loan or advance in the nature of loan granted which has fallen due during the year which has been renewed or extended or fresh loans granted to settle the overdues of existing loans given to the same parties.
 - (f) According to information and explanations given to us , the company has not granted any loans or advances in the nature of loans either repayable on demand or without specifying any terms or period of repayment.
- 4) In our opinion and according to the information and explanations given to us, in respect of loans and investments, the company has not given any guarantee and security to other entity during the year.



- 5) According to the information and explanation given to us the Company has not accepted any deposits or amounts which are deemed to be deposits, from the public and hence the directives issued by the Reserve Bank of India and the provisions of Sections 73 to 76 or any other relevant provisions of the Act and the Companies Act, and the Rules made thereunder are not applicable.
- 6) According to the information and explanations given to us, the company is not engaged in production of any such goods or provision of any such services for which the Central Government has prescribed particulars relating to utilisation of material or labour or other items of cost. Hence, provisions of section 148(1) of the Companies Act do not apply to the company.
- 7) (a) According to information and explanations given to us and on the basis of our examination of the books of account, and records, the Company has been generally regular in depositing undisputed statutory dues including Goods and Services Tax, Provident Fund, Employees State Insurance, Income-Tax, Sales tax, Service Tax, Duty of Customs, Duty of Excise, Value added Tax, Cess, and any other applicable statutory dues wherever applicable, with the appropriate authorities. According to the information and explanations given to us, no undisputed amounts payable in respect of the above were in arrears as at March 31, 2022 for a period of more than six months from the date on which they become payable except as follows:
- There are demand raised from the Central Processing Center TDS aggregating to Rs. 2,29,090/- for various years. As informed to us the company is in the process of identifying the nature of such demands and whether any rectification/disputes are required to be taken before jurisdictional authorities.
- (b) According to the information and explanation given to us, there are no dues referred to in sub clause(a) that has not been deposited on account of any dispute except as stated below :
- | Sr. No. | Name of Statute | Nature of Dues | Forum where Dispute is pending | Asst. Year | Amount in Rs. in Lakhs |
|---------|-----------------|----------------|--------------------------------|------------|------------------------|
| 1 | Income Tax Act | Income Tax | Assessing Officer | 2009-10 | 4.53 |
| 2 | Income Tax Act | Income Tax | Assessing Officer | 2014-15 | 0.05 |
| 3 | Income Tax Act | Income Tax | Assessing Officer | 2017-18 | 204.27 |
| 4 | Income Tax Act | Income Tax | Assessing Officer | 2017-18 | 30.08 |
| 5 | Income Tax Act | Income Tax | Assessing Officer | 2018-19 | 991.89 |
- 8) There were no transactions relating to previously unrecorded income that were surrendered or disclosed as income in the tax assessments under the Income Tax Act, 1961 (43 of 1961) during the year.
- 9) (a) According to the information and explanations given to us, the Company has not defaulted in the repayment of loans or other borrowings or in the payment of interest thereon to any banks, financial institutions and Government.
- (b) According to the information and explanations given to us , the company is not declared willful defaulter by any bank or financial institution or other lender;
- (c) According to the information and explanations given to us, the term loans were applied for the purpose for which the loans were obtained.
- (d) According to the information and explanations given to us and based on our review in our opinion, funds raised on short term basis have not been utilised for long term purposes.
- (e) According to the information and explanations given to us and on the basis of an overall examination of financial statements, the company has not taken any funds from any entity or person on account of or to meet the obligations of its subsidiary.
- (f) According to the information and explanations given to us, the company has not raised loans during the year on the pledge of securities held in its subsidiary.
- 10) a) According to the information and explanation given to us, the company has not raised moneys by way of initial public offer or further public offer including debt instruments during the year.
- b) According to the information and explanation given to us, the company has not made any preferential allotment or private placement of shares or convertible debentures (fully, partially or optionally convertible) during the year.
- 11) a) During the course of our examination of the books and records of the company, carried in accordance with auditing standard generally accepted in India, we have neither come across any instance of fraud by the Company or on the company nor have we been informed of any such instance by the management.
- (b) No report under sub-section (12) of section 143 of the Companies Act has been filed by the auditors in Form ADT-4 as prescribed under rule 13 of Companies (Audit and Auditors) Rules, 2014 with the Central Government during the year.
- (c) According to the information and explanation given to us, there are no whistle-blower complaints received during the year by the company;
- 12) In our opinion, the Company is not a Nidhi Company. Therefore, the provisions of clause (xii) of the Order are not applicable to the Company.

- 13) In our opinion, all transactions with the related parties are in compliance with section 177 and 188 of Companies Act, 2013 and the details have been disclosed in the Financial Statements as required by the applicable Indian accounting standards.
- 14) (a) According to the information and explanation given to us, the company has an internal audit system commensurate with the size and nature of its business;
- (b) We have considered the reports of the Internal Auditor for the period under audit.
- 15) Based upon the audit procedures performed and the information and explanations given by the management, the company has not entered into any non-cash transactions with directors or persons connected with him. Accordingly, the provisions of section 192 of the Companies Act are not applicable to the Company.
- 16) In our opinion, the company is not required to be registered under section 45 IA of the Reserve Bank of India Act, 1934 and accordingly, the provisions of clause (xvi) of the Order are not applicable to the Company.
- 17) The company has not incurred cash losses during the financial year and in the immediately preceding financial year.
- 18) There has been no resignation of the statutory auditors during the year.
- 19) On the basis of the financial ratios, ageing and expected dates of realization of financial assets and payment of financial liabilities, other information accompanying the financial statements and our knowledge of the Board of Directors and management plans and based on our examination of the evidence supporting the assumptions, nothing has come to our attention which causes us to believe that any material uncertainty exists as on the date of the audit report that company is not capable of meeting its liabilities existing at the date of balance sheet as and when they fall due within a period of one year from the balance sheet date. We however, state that this is not an assurance as to the future viability of the company. We further state that our reporting is based on the facts upto the date of the Audit Report and we neither give any guarantee nor an assurance that all liabilities falling due within a period of one year from the balance sheet date will get discharged by the company as and when they fall due.
- 20) The Company has fully spent the required amount towards Corporate Social Responsibility (CSR) and there is no unspent CSR amount to be transferred to a Fund specified in Schedule VII to the Companies Act or special account in compliance with the provision of sub-section (6) of section 135 of the said Act. Accordingly reporting under clause (xx) of the order is not applicable for the year.

For **SANJAY RAJA JAIN & CO.**

Chartered Accountants
FRN 120132W

Sd/-

Surjeet Jain
Partner

Membership No.: 129531
UDIN: 22129531AJZLNF2446

Place: Mumbai
Date: 21st May, 2022



“Annexure B” to the Independent Auditor’s Report of even date on the Standalone Ind AS Financial Statements of Premco Global Limited

(referred to in paragraph 2(f) under “Report on Other Legal and Regulatory Requirement” of our report of even date)

Report on the Internal Financial Controls over Financial Reporting under Clause (i) of Sub-section 3 of Section 143 of the Companies Act, 2013 (“the Act”)

OPINION :

We have audited the internal financial controls over financial reporting of **Premco Global Limited** (“the Company”) as of March 31, 2022 in conjunction with our audit of the standalone financial statements of the Company for the year ended on that date.

In our opinion, to the best of our information and according to the explanations given to us, the Company has, in all material respects, an adequate internal financial controls system over financial reporting and such internal financial controls over financial reporting were operating effectively as at March 31, 2022, based on the internal control over financial reporting criteria established by the Company considering the essential components of internal control stated in the Guidance Note on Audit of Internal Financial Controls Over Financial Reporting issued by the Institute of Chartered Accountants of India.

Management’s Responsibility for Internal Financial Controls

The Company’s management is responsible for establishing and maintaining internal financial controls based on the internal control over financial reporting criteria established by the Company considering the essential components of internal control stated in the Guidance Note on Audit of Internal Financial Controls over Financial Reporting issued by the Institute of Chartered Accountants of India (‘ICAI’). These responsibilities include the design, implementation and maintenance of adequate internal financial controls that were operating effectively for ensuring the orderly and efficient conduct of its business, including adherence to company’s policies, the safeguarding of its assets, the prevention and detection of frauds and errors, the accuracy and completeness of the accounting records, and the timely preparation of reliable financial information, as required under the Companies Act, 2013.

Auditors’ Responsibility

Our responsibility is to express an opinion on the Company’s internal financial controls over financial reporting based on our audit. We conducted our audit in accordance with the Guidance Note on Audit of Internal Financial Controls Over Financial Reporting (the “Guidance Note”) and the Standards on Auditing, issued by ICAI prescribed under section 143(10) of the Companies Act, 2013, to the extent applicable to an audit of internal financial controls, both applicable to an audit of Internal Financial Controls. Those Standards and the Guidance Note require that we comply with ethical requirements and plan and perform the audit to obtain reasonable assurance about whether adequate internal financial controls over financial reporting was established and maintained and if such controls operated effectively in all material respects.

Our audit involves performing procedures to obtain audit evidence about the adequacy of the internal financial controls system over financial reporting and their operating effectiveness. Our audit of internal financial controls over financial reporting included obtaining an understanding of internal financial controls over financial reporting, assessing the risk that a material weakness exists, and testing and evaluating the design and operating effectiveness of internal control based on the assessed risk. The procedures selected depend on the auditor’s judgement, including the assessment of the risks of material misstatement of the financial statements, whether due to fraud or error.

We believe that the audit evidence we have obtained is sufficient and appropriate to provide a basis for our audit opinion on the Company’s internal financial controls system over financial reporting.

Meaning of Internal Financial Controls Over Financial Reporting

A company’s internal financial control over financial reporting is a process designed to provide reasonable assurance regarding the reliability of financial reporting and the preparation of financial statements for external purposes in accordance with generally accepted accounting principles. A company’s internal financial control over financial reporting includes those policies and procedures that (1) pertain to the maintenance of records that, in reasonable detail, accurately and fairly reflect the transactions and dispositions of the assets of the company; (2) provide reasonable assurance that transactions are recorded as necessary to permit preparation of financial statements in accordance with generally accepted accounting principles, and that receipts and expenditures of the company are being made only in accordance with authorisations of management and directors of the company; and (3) provide reasonable assurance regarding prevention or timely detection of unauthorised acquisition, use, or disposition of the company’s assets that could have a material effect on the financial statements.

Inherent Limitations of Internal Financial Controls Over Financial Reporting

Because of the inherent limitations of internal financial controls over financial reporting, including the possibility of collusion or improper management override of controls, material misstatements due to error or fraud may occur and not be detected. Also, projections of any evaluation of the internal financial controls over financial reporting to future periods are subject to the risk that the internal financial control over financial reporting may become inadequate because of changes in conditions, or that the degree of compliance with the policies or procedures may deteriorate.

For **SANJAY RAJA JAIN & CO.**
Chartered Accountants
FRN 120132W

Sd/-

Surjeet Jain
Partner

Membership No.: 129531
UDIN: 22129531AJZLNF2446

Place: Mumbai
Date: 21st May, 2022

PREMCO GLOBAL LTD

BALANCE SHEET

(Rs. In Lakhs)

PARTICULARS	NOTE	AS AT	AS AT
		31st MARCH 2022	31st MARCH 2021
ASSETS			
1. NON-CURRENT ASSETS			
(a) PROPERTY, PLANT AND EQUIPMENT	4	1,285.98	989.46
(b) OTHER INTANGIBLE ASSETS	5	0.33	0.53
(c) FINANCIAL ASSETS			
(i) INVESTMENTS	6A	2,840.09	3,269.03
(ii) LOANS	7A	0.50	0.46
(iii) OTHER FINANCIAL ASSETS	8A	24.29	6.26
(d) OTHER NON-CURRENT ASSETS	9A	32.06	39.60
		<u>4,183.25</u>	<u>4,305.33</u>
2. CURRENT ASSETS			
(a) INVENTORIES	10	1,098.55	1,311.48
(b) FINANCIAL ASSETS			
(i) INVESTMENTS	6B	139.77	-
(ii) TRADE RECEIVABLES	11	1,569.16	1,343.91
(iii) CASH AND CASH EQUIVALENTS	12	565.65	425.15
(iv) BANK BALANCE OTHER THAN (ii) ABOVE	13	68.38	61.70
(v) LOANS	7B	16.56	13.74
(vi) OTHER FINANCIAL ASSETS	8B	32.94	67.98
(c) OTHER CURRENT ASSETS	9B	823.84	754.16
		<u>4,314.85</u>	<u>3,978.13</u>
TOTAL ASSETS		<u>8,498.10</u>	<u>8,283.46</u>
EQUITY AND LIABILITIES			
1. EQUITY			
(a) EQUITY SHARE CAPITAL	14	330.48	330.48
(b) OTHER EQUITY	15	6,645.35	6,291.73
		<u>6,975.83</u>	<u>6,622.21</u>
2. LIABILITIES			
A. NON - CURRENT LIABILITIES			
(a) FINANCIAL LIABILITIES			
(i) BORROWINGS	16A	125.54	93.20
(a) LEASE LIABILITIES	17A	66.87	-
(ii) OTHER FINANCIAL LIABILITIES	18A	-	148.26
(b) PROVISION	19A	34.38	34.59
(c) DEFERRED TAX LIABILITIES (NET)	20	118.59	37.99
		<u>345.38</u>	<u>314.04</u>
B. CURRENT LIABILITIES			
(a) FINANCIAL LIABILITIES			
(i) BORROWINGS	16B	57.40	571.87
(a) LEASE LIABILITIES	17B	116.92	-
(ii) TRADE PAYABLES			
(a) TOTAL OUTSTANDING DUES OF MICRO ENTERPRISES AND SMALL ENTERPRISES; AND	21	68.93	10.88
(b) TOTAL OUTSTANDING DUES OF CREDITORS OTHER THAN MICRO ENTERPRISES AND SMALL ENTERPRISES.	21	444.50	420.69
(iii) OTHER FINANCIAL LIABILITIES	18B	271.72	126.83
(b) OTHER CURRENT LIABILITIES	22	107.10	109.13
(c) PROVISION	19B	88.10	50.46
(d) CURRENT TAX LIABILITIES (NET)	23	22.22	57.35
		<u>1,176.89</u>	<u>1,347.21</u>
TOTAL EQUITY AND LIABILITIES		<u>8,498.10</u>	<u>8,283.46</u>
SIGNIFICANT ACCOUNTING POLICIES	1-3		
THE ACCOMPANYING NOTES ARE AN INTEGRAL PART OF FINANCIAL STATEMENTS 35 to 50			

" AS PER OUR REPORT OF EVEN DATE "

SANJAY RAJA JAIN & CO.
CHARTERED ACCOUNTANTS
FRN 120132W

Sd/-

SURJEET JAIN
PARTNER
M.NO.129531
UDIN - 22129531AJZLNF2446

FOR AND ON BEHALF OF THE BOARD

Sd/-

ASHOK B. HARJANI
CHAIRMAN & MANAGING DIRECTOR
DIN - 00725890

Sd/-

GAURISH TAWTE
COMPANY SECRETARY

Sd/-

NISHA P. HARJANI
DIRECTOR & CFO
DIN - 00736566

PLACE: MUMBAI
DATED: 21st May, 2022



STATEMENT OF PROFIT & LOSS

PARTICULARS	NOTE	(Rs. In Lakhs)	
		FOR THE YEAR ENDED 31st MARCH 2022	FOR THE YEAR ENDED 31st MARCH 2021
I. INCOME			
REVENUE FROM OPERATIONS	24	8,640.22	6,201.59
OTHER INCOME	25	282.44	295.38
TOTAL INCOME		8,922.66	6,496.97
II. EXPENSES			
COST OF MATERIAL CONSUMED	26	3,792.72	2,612.87
PURCHASE OF STOCK-IN-TRADE	27	670.37	668.84
CHANGES IN INVENTORIES OF FINISHED GOODS, STOCK-IN-TRADE AND WORK-IN-PROGRESS	28	70.03	(23.83)
EMPLOYEE BENEFITS EXPENSES	29	1,285.89	1,005.52
FINANCE COSTS	30	76.98	80.85
DEPRECIATION AND AMORTIZATION EXPENSES	31	198.62	204.05
OTHER EXPENSES	32	1,508.72	1,332.93
TOTAL EXPENSES		7,603.33	5,881.23
III. PROFIT BEFORE EXCEPTIONAL ITEMS & TAX (I - II)		1319.33	615.74
IV. EXCEPTIONAL ITEMS	33	(17.32)	134.94
V. PROFIT BEFORE TAX (III - IV)		1,336.65	480.80
VI. TAX EXPENSES	34		
CURRENT TAX		306.00	79.53
DEFERRED TAX (ASSET)/LIABILITY		76.40	44.69
SHORT/(EXCESS) INCOME TAX PROVISION		18.26	(2.88)
TOTAL TAX EXPENSES		400.66	121.34
VII. PROFIT FOR THE PERIOD (V - VI)		935.99	359.46
VIII. OTHER COMPREHENSIVE INCOME (OCI)			
(A)(I) ITEMS THAT WILL NOT BE RECLASSIFIED SUBSEQUENTLY TO PROFIT OR LOSS REMEASUREMENT (GAIN/(LOSS) OF NET DEFINED BENEFIT LIABILITY TAX ON ABOVE		15.66	(12.41)
(II) INCOME TAX RELATING TO ABOVE		(3.94)	3.45
(B) (I) ITEMS THAT WILL BE RECLASSIFIED SUBSEQUENTLY TO PROFIT OR LOSS NET GAIN / (LOSS) ON HEDGING INSTRUMENTS IN CASH FLOW HEDGE		1.04	11.69
(II) INCOME TAX RELATING TO ABOVE		(0.26)	(3.25)
TOTAL OF OTHER COMPREHENSIVE INCOME		12.50	(0.52)
IX. TOTAL COMPREHENSIVE INCOME FOR THE PERIOD (VII + VIII)		948.49	358.94
X. EARNING PER EQUITY SHARE			
BASIC	44	28.32	10.88
DILUTED	44	28.32	10.88
SIGNIFICANT ACCOUNTING POLICIES	1-3		
THE ACCOMPANYING NOTES ARE AN INTEGRAL PART OF FINANCIAL STATEMENTS 35 to 50			

" AS PER OUR REPORT OF EVEN DATE "

SANJAY RAJA JAIN & CO.
CHARTERED ACCOUNTANTS
FRN 120132W

Sd/-

SURJEET JAIN
PARTNER
M.NO.129531
UDIN - 22129531AJZLN2446

FOR AND ON BEHALF OF THE BOARD

Sd/-

ASHOK B. HARJANI
CHAIRMAN & MANAGING DIRECTOR
DIN - 00725890

Sd/-

GAURISH TAWTE
COMPANY SECRETARY

Sd/-

NISHA P. HARJANI
DIRECTOR & CFO
DIN - 00736566

PLACE: MUMBAI
DATED: 21st May, 2022

PREMCO GLOBAL LTD

CASH FLOW STATEMENT

PARTICULARS	(Rs. In Lakhs)	
	FOR THE YEAR ENDED 31st MARCH 2022	FOR THE YEAR ENDED 31st MARCH 2021
A. CASH FLOW FROM OPERATING ACTIVITIES:		
NET PROFIT BEFORE TAX	1,336.65	480.80
ADJUSTMENTS FOR:		
DEPRECIATION	198.62	204.05
(PROFIT)/LOSS ON SALE OF PROPERTY, PLANT AND EQUIPMENT	(6.77)	(2.26)
PROFIT ON SALE OF INVESTMENTS	(142.31)	(223.12)
FINANCE EXPENSES	76.98	80.85
INTEREST RECEIVED	(24.48)	(62.42)
DIVIDEND RECEIVED	-	-
PROVISION FOR DOUBTFUL DEBTS MADE / (WRITE BACK) NET	(3.82)	36.61
OPERATING PROFIT BEFORE WORKING CAPITAL CHANGES	1,434.88	514.51
ADJUSTMENTS FOR WORKING CAPITAL CHANGES		
INVENTORIES	212.93	(310.18)
TRADE RECEIVABLES	(221.42)	(541.06)
OTHER CURRENT FINANCIAL ASSETS	25.54	28.79
OTHER CURRENT ASSETS	(87.94)	(89.17)
NON CURRENT FINANCIAL ASSETS	(18.07)	17.13
OTHER NON CURRENT ASSETS	13.35	(6.88)
OTHER NON CURRENT LIABILITIES	(138.62)	11.01
TRADE PAYABLES	81.86	52.73
OTHER CURRENT LIABILITIES / OTHER FINANCIAL LIABILITIES	143.87	(30.51)
SHORT TERM PROVISIONS	21.30	40.89
NET WORKING CAPITAL CHANGES	32.80	(827.26)
LESS : TAXES PAID	(324.78)	(55.45)
NET CASH GENERATED FROM OPERATIONS	1,142.90	(368.19)
B. CASH FLOW FROM INVESTING ACTIVITIES:		
PURCHASE OF PROPERTY, PLANT & EQUIPMENT	(496.74)	(205.16)
SALE OF PROPERTY, PLANT & EQUIPMENT	8.56	14.25
(PURCHASE)/SALE OF INVESTMENTS (NET)	431.49	(242.78)
DIVIDEND RECEIVED	-	-
INTEREST RECEIVED	24.48	62.42
NET CASH USED IN INVESTING ACTIVITIES	(32.22)	(371.27)
C. CASH FLOW FROM FINANCING ACTIVITIES:		
NON CURRENT BORROWINGS (NET OF REPAYMENTS)	32.33	15.56
CURRENT BORROWINGS (NET OF REPAYMENTS)	(514.47)	81.57
DIVIDEND PAID	(594.86)	(132.19)
FINANCE EXPENSES	(76.98)	(80.85)
RECOGNITION/(PAYMENT) OF LEASE LIABILITIES INCLUDING INTEREST	183.79	(38.67)
NET CASH FROM FINANCING ACTIVITIES	(970.20)	(154.57)
NET INCREASE IN CASH AND CASH EQUIVALENTS	140.49	(894.03)
OPENING BALANCE OF CASH AND CASH EQUIVALENTS	425.15	1,319.19
CLOSING BALANCE OF CASH AND CASH EQUIVALENTS	565.65	425.15
CLOSING BALANCE OF CASH AND CASH EQUIVALENTS		
(i) Cash in Hand	4.45	4.33
(ii) Balances with Banks	561.20	420.83
TOTAL	565.65	425.15

" AS PER OUR REPORT OF EVEN DATE "

SANJAY RAJA JAIN & CO.
CHARTERED ACCOUNTANTS
FRN 120132W

Sd/-

SURJEET JAIN
PARTNER
M.NO.129531
UDIN - 22129531AJZLNF2446

FOR AND ON BEHALF OF THE BOARD

Sd/-

ASHOK B. HARJANI
CHAIRMAN & MANAGING DIRECTOR
DIN - 00725890

Sd/-

GAURISH TAWTE
COMPANY SECRETARY

Sd/-

NISHA P. HARJANI
DIRECTOR & CFO
DIN - 00736566

PLACE: MUMBAI
DATED: 21st May, 2022

STANDALONE STATEMENT OF CHANGES IN EQUITY Note 14

A Equity share capital

Rs. in Lakhs

1) Current Reporting Period

Balance at the beginning of the current reporting period	Changes in Equity Share Capital due to prior period errors	Restated balance at the beginning of the current reporting period	Changes in equity share capital during the current year	Balance at the end of the current reporting period
330.48	-	-	-	330.48

2) Previous Reporting Period

Balance at the beginning of the current reporting period	Changes in Equity Share Capital due to prior period errors	Restated balance at the beginning of the current reporting period	Changes in equity share capital during the current year	Balance at the end of the current reporting period
330.48	-	-	-	330.48

B Other equity

Particulars	Notes	Reserve and Surplus					Total other equity
		Securities premium Reserve	Capital Reserve	Capital Subsidy Reserve	General Reserve	Retained Earnings	
Balance as at April 1, 2020	15	459.92	3.00	22.78	1,759.59	3,819.69	6,064.98
Profit for the year		-	-	-	-	359.46	359.46
Other comprehensive income for the year						(0.52)	(0.52)
Total comprehensive income for the year, net of tax		-	-	-	-	358.94	358.94
Transfer to General Reserve						-	-
Dividend paid on equity shares						(132.19)	(132.19)
Balance as at March 31, 2021	15	459.92	3.00	22.78	1,759.59	4,046.44	6,291.73
Profit for the year						935.99	935.99
Other comprehensive income for the year						12.49	12.49
Total comprehensive income for the year, net of tax		-	-	-	-	948.49	948.49
Transfer to General Reserve						-	-
Dividend paid on equity shares						(594.86)	(594.86)
Balance as at March 31, 2022	15	459.92	3.00	22.78	1,759.59	4,400.07	6,645.35

The above standalone statement of changes in equity should be read in conjunction with the accompanying notes.

" AS PER OUR REPORT OF EVEN DATE "

SANJAY RAJA JAIN & CO.
CHARTERED ACCOUNTANTS
FRN 120132W

Sd/-

SURJEET JAIN
PARTNER
M.NO.129531
UDIN - 22129531AJZLNF2446

FOR AND ON BEHALF OF THE BOARD

Sd/-

ASHOK B. HARJANI
CHAIRMAN & MANAGING DIRECTOR
DIN - 00725890

Sd/-

GAURISH TAWTE
COMPANY SECRETARY

Sd/-

NISHA P. HARJANI
DIRECTOR & CFO
DIN - 00736566

PLACE: MUMBAI
DATED: 21st May, 2022

NOTES FORMING PART OF THE STANDALONE FINANCIAL STATEMENTS

NOTE 1 : General Information

PREMCO GLOBAL LIMITED (the Company) (CIN : L18100MH1986PLC040911) is a public limited company and is listed on Bombay Stock Exchange (BSE). The Company is engaged interalia, in the business of manufacturing of Knitted & Narrow woven Elastics.

NOTE 2 : Significant Accounting Policies

1. Basis of preparation of Financial Statements

- a) These financial statements have been prepared in accordance with Indian Accounting Standards (Ind AS), notified under section 133 of the Companies Act, 2013 read with Rule 3 of the Companies (Indian Accounting Standards) Rules, 2015, under the historical cost convention on accrual basis, except for certain financial instruments (including derivatives instruments) and defined benefit plans – Plan assets, which are measured at fair values, as specified at places of respective categories.
- b) All the assets and liabilities have been classified as current or non-current as per the Company's normal operating cycle and other criteria set out in the Schedule III to the Companies Act, 2013. Based on the nature of products and the time between the acquisition of assets for processing and their realization in cash and cash equivalent, the Company has ascertained its operating cycle to be twelve months for the purpose of current – non-current classification of assets and liabilities.
- c) Accounting policies not specifically referred to otherwise are consistent with the generally accepted accounting principles followed by the Company.

2. Property, Plant and Equipment and Depreciation

A) Property Plant and Equipment:

- a) Freehold land is carried at historical cost. All other Tangible assets are stated at cost of acquisition or construction, less accumulated depreciation. All costs, including borrowing cost till respective assets is put to use, are capitalized.
- b) Intangible assets are stated at acquisition cost, net of accumulated amortization and accumulated impairment losses, if any.
- c) Losses arising from the retirement of and gains & losses arising from disposal of fixed assets, which are carried at cost, are recognized in the statement of profit & loss.
- d) On transition to Ind AS, the Company has opted to continue with the carrying value of all of its property, plant and equipment recognized as at April 01, 2016 measured as per the previous GAAP and use that carrying value as the deemed cost of the property, plant and equipment on the transition date.

B) Depreciation:

Depreciation has been provided as under:

- (i) For assets existing on 1st April 2014 the carrying amount will be amortized over the remaining useful lives on straight line method as prescribed in the schedule II of Companies Act, 2013.
- (ii) For the assets added after the 1st April 2014 :- On straight line method at the useful
Lives prescribed in Schedule II to
The Companies Act, 2013.

NOTES FORMING PART OF THE STANDALONE FINANCIAL STATEMENTS

(iii) The estimated useful lives are as follows:

Assets	Useful Life
Factory Building	30 years
Plant & Machinery	15 years
Electrical Fittings	10 years
Furniture & Fixture	10 years
Vehicle	8 years
Generator	15 years
Heating Module	15 years
Air Conditioner	5 years
Office Equipment's	5 years
Computer	3 years
Lease Hold Improvement	4 years
Lab Equipment	10 years

- (iv) Leasehold Improvements are written off over the period of lease or lease term whichever is shorter.
- (v) Intangible assets comprising of software capitalized is amortized over a period of 3 years. Intangible assets comprising of cost incurred, Patent capitalized is amortized over a period of 5 years.
- (vi) Depreciation on assets added/ disposed off during the year has been provided on pro-rata basis with reference to the days of addition/ disposal.
- (vii) The residual values are not more than 5% of the original cost of the asset

3. Foreign Exchange Transaction

(i) Functional currency and presentation currency :

The functional currency of the Company is the Indian rupee. These financial statements are presented in Indian rupees, which is the Company's functional and presentation currency.

(ii) Transactions and balances :

Transactions denominated in foreign currencies are translated into the functional currency at the exchange rates prevailing at the time of the transaction. Foreign exchange gains and losses resulting from the settlement of such transactions and from Monetary assets and liabilities in foreign currency, outstanding at the end of the year are converted into Indian currency at the rate prevailing on the Balance Sheet date. Resulting gain or loss is recognized in statement of profit or loss.

At the reporting date, non-monetary items which are carried in terms of historical cost denominated in foreign currency are reported using the exchange rate at the date of transaction.

Forward Exchange Contracts:-

The premium or discount arising at the inception of the forward exchange contracts entered into to hedge an existing assets/ liability, is amortized as expense or income over the life of the contract. Exchange differences on such contracts are recognized in the statement of profit & loss in the reporting period in which the exchange rate changes.

Forward exchange contracts outstanding as at the year end on account of firm commitment/ highly probable forecast transaction are marked to market and the gains or the losses, if any , is recognized as Other Comprehensive Income (OCI).

4. Investments

a) Investments that are readily realizable and are intended to be held for not more than one year from the date, on which such investments are made, are classified as current investments. All the other investments are classified as non-current investments.

NOTES FORMING PART OF THE STANDALONE FINANCIAL STATEMENTS

- b) Upon first time adoption of Ind AS, the Company has opted to continue with the carrying value of all of its investment in subsidiary recognized as at April 1, 2016 at cost. However, provision for diminution is made to recognize a decline, other than temporary, in the value of investments, such reduction being determined and made for each investment individually.
- c) Equity instruments : The Company measures its equity investment other than in subsidiaries, joint ventures and associates at fair value through profit and loss. However where the Company's management makes an irrevocable choice on initial recognition to present fair value gains and losses on specific equity investments in other comprehensive income (Currently no such choice made), there is no subsequent reclassification, on sale or otherwise, of fair value gains and losses to the Statement of Profit and Loss.
- d) Debt instruments: The Company classifies its debt instruments into following categories:
 - (1) Amortised cost: Assets that are held for collection of contractual cash flows where those cash flows represent solely payments of principal and interest are measured at amortised cost. Interest income from these financial assets is included in other income using the effective interest rate method.
 - (2) Fair value through profit and loss: Assets that do not meet the criteria for amortised cost are measured at fair value through statement of Profit and Loss. Interest income from these financial assets is included in other income.

5. Inventories

Inventories are stated at lower of cost and net realizable value.

Cost of raw materials is determined using FIFO method. However, these items are considered to be realizable at cost if the finished products, in which they will be used, are expected to be sold at or above cost.

The cost of finished goods and Stock-in-process comprises raw materials, direct labour, other direct costs and related production overheads upto the relevant stage of completion.

Waste material are valued at Net Realizable value.

Net realizable value is the estimated selling price in the ordinary course of business, less the estimated costs of completion and the estimated costs necessary to make the sale.

License stock are stated at the Duty credit entitlement value.

6. Recognition of Income & Expenditure

- (i) Revenue/ Incomes and Costs/ Expenditure are generally accounted on accrual, as they are earned or incurred.
- (ii) a) Sale of Goods is recognized on transfer of significant risks and rewards of ownership which is generally on the dispatch of goods.
 - b) Sales of goods are accounted excluding taxes, wherever applicable.
- (iii) Export incentives under the "Duty Drawback Scheme" etc. is accounted as income in the year of export.
- (iv) Interest Income/ expenditure is recognized on the time proportion basis taking into account of the amount outstanding and the rate applicable.
- (v) Dividend income is recognized when the right to received dividend is established.
- (vi) Government Grants in the form of Market Linked Focus Product License (MLFPL Scheme)/M.E.I.S are recognized based on export on an accrual basis.

7. Government Grants & Subsidies

Government Grants are recognized when there is a reasonable assurance that the same will be received and all attaching conditions will be complied with. Revenue grants are recognized in the Statement of Profit and Loss. Capital grants relating to specific tangible / Intangible Assets are shown separately as Current/Non Current Liability and has not been reduced from the gross value of the respective Tangible / Intangible Assets.

8. Customs Duty

Custom Duty is accounted for as and when paid on the clearance of the goods for home Consumption.



NOTES FORMING PART OF THE STANDALONE FINANCIAL STATEMENTS

9. Employees Retirement and other benefits

a) Provident fund:-

The contribution of the Company on a monthly basis towards Provident Fund and Employee State Insurance, which are, defined contributions plans are charged to revenue. The company has paid to regulatory authority & has no further obligations other than these contributions.

b) Escrow Deposits Scheme:-

The company has a defined contribution plan towards employee escrow deposit scheme for eligible employee's as per terms of employment.

The company also under obligation to pay interest on the escrow deposit contribution made by Company as well as the equivalent amount of cumulative escrow deposit monthly retention recovered from the employee covered in the scheme. The interest is provided as liability to be paid upon Retirement, resignation, termination of employment subject to fulfillment of agreed term & Conditions.

The Company assesses its liability based on (using the Projected Unit Credit method) and Actuarial losses/ gains are recognized in the statement of profit & loss in the year in which they arise.

Remeasurement gains and losses arising from experience adjustments and changes in actuarial assumptions are recognized in the period in which they occur, directly in other comprehensive income, which are included in retained earnings in the statement of changes in equity and in the balance sheet. Changes in the present value of the defined benefit obligation resulting from plan amendments or curtailments are recognized immediately in the statement of profit and loss as past service cost.

c) Employee Security Deposit scheme:-

The company retains an amount as a security deposit on monthly basis for eligible employees as a part of employee retention policy for 3 years from the date of appointment. The company also under an obligation to pay interest on the security deposit retention received from the employee covered in the scheme. The interest is provided as liability to be paid upon Retirement, resignation, termination of employment subject to fulfillment of agreed term & Conditions.

d) Leave Encashment:-

Leave Encashment towards accumulated Compensated Absences are the company's defined benefit plan payable upon Retirement, resignation, termination of employment. The present value of the obligation under such defined benefit plan is determined based on actuarial Valuation using the Projected Unit Credit Method.

Remeasurement gains and losses arising from experience adjustments and changes in actuarial assumptions are recognized in the period in which they occur, directly in other comprehensive income, which are included in retained earnings in the statement of changes in equity and in the balance sheet. Changes in the present value of the defined benefit obligation resulting from plan amendments or curtailments are recognized immediately in the statement of profit and loss as past service cost.

e) Gratuity:-

The company provides for gratuity, a defined benefit plan (the Gratuity plan) covering eligible employees in accordance with the Payment of Gratuity Act, 1972. The Gratuity plan provides a lump sum payment to vested employees at retirement, death, incapacitation or termination of employment, of an amount based on the respective employee's salary and the tenure of employment. The company's liability is actually determined under (using the Projected Unit Credit method) at the end of each year. Actuarial losses/ gains are recognized in the statement of profit & loss in the year in which they arise.

The company has subscribed to a gratuity plan which is administrated through HDFC Standard life and a trust which is administrated through trustees.

Remeasurement gains and losses arising from experience adjustments and changes in actuarial assumptions are recognized in the period in which they occur, directly in other comprehensive income, which are included in retained earnings in the statement of changes in equity and in the balance sheet. Changes in the present value of the defined

NOTES FORMING PART OF THE STANDALONE FINANCIAL STATEMENTS

benefit obligation resulting from plan amendments or curtailments are recognized immediately in the statement of profit and loss as past service cost.

10. Provision & Contingent Liabilities

Provision

provision are recognized when there is a present obligation as a result of a past event and it is probable that an outflow of benefits will be required to settle the obligation and there is a reliable estimate of the amount of the obligation.

Contingent liabilities

Contingent liabilities are disclosed when there is a possible obligation arising from the past events, the existence of which will be confirmed only on the occurrence or non occurrence of one or more uncertain future events not wholly within the control of the company or a present obligation that arises from past events where it is either not portable that an outflow of resources will be required to settle or a reliable estimate of the amount cannot be made.

11. Income Tax, Deferred Tax and Dividend Distribution Tax

a) Current and Deferred Tax

Tax expense for the period, comprising Current tax and Deferred Tax are included in the determination of net profit or loss for the period.

Current tax is measured at the amount expected to be paid to the tax authorities in accordance with the taxation laws prevailing in India.

Deferred Tax is recognized for all the timing differences, subject to the consideration of prudence in respect of deferred tax assets. Deferred tax assets are recognized and carried forward only to the extent that there is a reasonable certainty that sufficient future taxable income will be available against which such deferred tax assets can be realized.

Deferred Tax assets and liabilities are measured using the tax rates and tax laws that have been enacted and substantively enacted by the Balance Sheet date. At each Balance Sheet date, the company re-assesses unrecognized deferred tax assets, if any.

Deferred tax assets and liabilities are offset when there is a legally enforceable right to offset current tax assets and liabilities and when the deferred tax balances related to the same taxation authority. Current tax assets and tax liabilities are offset where the entity has a legally enforceable right to offset and intends either to settle on a net basis or to realize the asset and settle the liability simultaneously.

Current and deferred tax is recognized in the statement of profit and loss, except to the extent that it relates to items recognized in other comprehensive income or directly in equity.

12. Borrowing Cost

Borrowing cost incurred in relation to the acquisition, construction of assets are capitalized as the part of cost of such assets up to date which such assets are ready for intended use. Other borrowing costs are charged as an expense over the period of Term Loan.

13. Impairment of Assets

Assessment is done at each Balance Sheet date as to whether there is any indication that a tangible asset may be impaired. For the purpose of assessing impairment, the smallest identifiable group of asset that generates cash inflows from continuing use that are largely independent of the cash inflow from other assets or groups of assets, is considered as a cash generating unit. If any such indication exists, an estimate of the recoverable amount of the asset/cash generating unit is made.

Assets whose carrying value exceeds their recoverable amount are written down to the recoverable amount. Recoverable amount is higher of an asset's or cash generating unit's net selling price and its value in use. Value in use is the present value of estimated future cash flows expected to arise from the continuing use of an assets and from its disposal at the end of its useful life. Assessment is also done at each Balance Sheet date as to whether there is any indication that an impairment loss recognized for an asset in prior accounting periods may no longer exist or may have decreased.

NOTES FORMING PART OF THE STANDALONE FINANCIAL STATEMENTS

14. Leases (As a lessee)

The Company has adopted Ind AS 116 “Leases” using the modified retrospective approach with effect from initially applying this standard from 1st April 2019.

The Company evaluates if an arrangement qualifies to be a lease as per the requirements of Ind AS 116 and this may require significant judgment. The Company also uses significant judgement in assessing the lease term (including anticipated renewals) and the applicable discount rate.

The Company determines the lease term as the non-cancellable period of a lease, together with both periods covered by an option to extend or terminate the lease if the Company is reasonably certain based on relevant facts and circumstances that the option to extend or terminate will be exercised. If there is a change in facts and circumstances, the expected lease term is revised accordingly.

The discount rate is generally based on the interest rate specific to the lease being evaluated or if that cannot be easily determined the incremental borrowing rate for similar term is used.

The Company has elected not to recognise right-of-use assets and lease liabilities for short-term leases that have a lease term of 12 months or less and leases of low-value assets. The Company recognises the lease payments associated with these leases as an expense on a straight-line basis over the lease term.

The Company recognises a right-of-use asset and a lease liability at the lease commencement date. The right-of-use asset is initially measured at cost, which comprises the initial amount of the lease liability adjusted for any lease payments made at or before the commencement date, plus any initial direct costs incurred and restoration cost, less any lease incentives received.

The right-of-use assets are subsequently depreciated over the shorter of the asset’s useful life and the lease term on a straight-line basis. In addition, the right-of-use asset is reduced by impairment losses, if any.

The lease liability is initially measured at amortised cost at the present value of the future lease payments. When a lease liability is remeasured, the corresponding adjustment of the lease liability is made to the carrying amount of the right-of-use asset, or is recorded in profit or loss if the carrying amount of the right-of-use asset has been reduced to zero.

15. Cash and Cash Equivalents:

In the Cash flow statement, cash and cash equivalents include cash on hand, demand deposits with bank, other short term highly liquid investments with original maturity of three months or less.

16. Earnings per share:

Basic earnings per share are calculated by dividing the net profit or loss for the period attributable to equity shareholders by weighted average number of equity shares outstanding during the period. The Weighted average number of equity shares outstanding during the period and for all periods presented is adjusted for the events, such as bonus shares, other than conversion of potential equity share that have changed the number of equity shares outstanding, without a corresponding change in resources.

For the purpose of calculating diluted earnings per share, the net profit or loss for the period attributable to equity share holders and the weighted average number of shares outstanding during the period is adjusted for the effects of all dilutive potential equity shares.

17. Financial Instruments

A financial instrument is a contract that gives rise to a financial asset of one entity and a financial liability or equity instrument of another entity.

1) Financial Assets

i) Classification

The Company classifies its financial assets in the following measurement categories:

- a) at fair value either through other comprehensive income (FVOCI) or through profit and loss (FVTPL); and
- b) at amortised cost.

NOTES FORMING PART OF THE STANDALONE FINANCIAL STATEMENTS

The classification depends on the entity's business model for managing the financial assets and the contractual terms of the cash flows.

Gains and losses will either be recorded in the statement of profit and loss or other comprehensive income for assets measured at fair value.

For investments in debt instruments, this will depend on the business model in which the investment is held.

For investments in equity instruments, this will depend on whether the Company has made an irrevocable election at the time of initial recognition to account for the equity investment at fair value or through other comprehensive income.

The Company reclassifies debt investments when and only when its business model for managing those assets changes.

ii) Measurement

At initial recognition, in case of a financial asset not at fair value through the statement of profit and loss account, the Company measures a financial asset at its fair value plus transaction costs that are directly attributable to the acquisition of the financial asset. Transaction costs of financial assets carried at fair value through the statement of profit and loss are expensed in profit or loss.

a) Debt instruments

There are three measurement categories into which the Company classifies its debt instruments:

Amortised cost: Assets that are held for collection of contractual cash flows where those cash flows represent solely payments of principal and interest are measured at amortised cost. Gain or loss on a debt investment that is subsequently measured at amortised cost and is not part of a hedging relationship is recognised in the statement of profit and loss when the asset is derecognised or impaired. Interest income from these financial assets is included in other income using the effective interest rate method.

Fair value through other comprehensive income (FVOCI): Assets that are held for collection of contractual cash flows and for selling the financial assets, where the assets' cash flows represent solely payments of principal and interest, are measured at fair value through other comprehensive income (FVOCI). Movements in the carrying amount are taken through OCI, except for the recognition of impairment gains or losses, interest income and foreign exchange gains and losses which are recognised in profit and loss. When the financial asset is derecognised, the cumulative gain or loss previously recognised in OCI is reclassified from equity to the statement of profit and loss and recognised in other income or other expenses (as applicable). Interest income from these financial assets is included in other income using the effective interest rate method.

Fair value through profit and loss (FVTPL) : Assets that do not meet the criteria for amortised cost or FVOCI are measured at fair value through the profit and loss. A gain or loss on a debt investment that is subsequently measured at fair value through profit and loss and is not part of a hedging relationship is recognised in the statement of profit and loss and within other income or other expenses (as applicable) in the period in which it arises. Interest income from these financial assets is included in other income or other expenses, as applicable.

b) Equity instruments

The Company measures all equity investments (except Equity investment in subsidiaries and joint ventures) at fair value. The Company's management has opted to present fair value gains and losses on equity investments through profit and loss account. Dividends from such investments are recognised in the statement of profit and loss as other income when the Company's right to receive payments is established.

Changes in the fair value of financial assets at fair value through profit and loss are recognised in other income or other expenses, as applicable in the statement of profit and loss.

iii) Impairment of financial assets

The Company assesses on a forward looking basis the expected credit losses associated with its assets carried at amortised cost and FVOCI debt instruments. The impairment methodology applied depends on whether there has been a significant increase in credit risk. For trade receivables only, the company applies the simplified approach permitted by Ind AS 109 Financial Instruments, which requires expected lifetime losses to be recognised from initial recognition of the receivables.



NOTES FORMING PART OF THE STANDALONE FINANCIAL STATEMENTS

iv) Derecognition of financial assets

A financial asset is derecognised only when –

- a) The Company has transferred the rights to receive cash flows from the financial asset or
- b) Retains the contractual rights to receive the cash flows of the financial asset, but assumes a contractual obligation to pay the cash flows to one or more recipients.

Where the company has transferred an asset, it evaluates whether it has transferred substantially all risks and rewards of ownership of the financial asset. In such cases, the financial asset is derecognised. Where the entity has not transferred substantially all risks and rewards of ownership of the financial asset, the financial asset is not derecognized.

Where the company has neither transferred a financial asset nor retains substantially all risks and rewards of ownership of the financial asset, the financial asset is derecognised if the Company has not retained control of the financial asset. Where the Company retains control of the financial asset, the asset is continued to be recognised to the extent of continuing involvement in the financial asset.

v) Income Recognition

Interest income

Interest income from debt instruments is recognised using the effective interest rate method. The effective interest rate is the rate that exactly discounts estimated future cash receipts through the expected life of the financial asset to the gross carrying amount of a financial asset. When calculating the effective interest rate, the company estimates the expected cash flows by considering all the contractual terms of the financial instrument (for example, prepayment, extension, call and similar options) but does not consider the expected credit losses.

Dividend income

Dividends are recognised in the statement of profit and loss only when the right to receive payment is established, it is probable that the economic benefits associated with the dividend will flow to the Company, and the amount of the dividend can be measured reliably.

vi) Cash and cash equivalents

Cash and cash equivalents include cash on hand, deposits held at call with financial institutions, other short-term, highly liquid investments with original maturities of three months or less, that are readily convertible to known amounts of cash and which are subject to an insignificant risk of changes in value.

vii) Trade Receivables

Trade receivables are recognised initially at their fair value and subsequently measured at amortised cost using the effective interest rate method, less provision for impairment.

2) Financial Liabilities

i) Measurement

Financial liabilities are initially recognised at fair value, reduced by transaction costs (in case of financial liabilities not recorded at fair value through profit and loss), that are directly attributable to the issue of financial liability. All financial liabilities are subsequently measured at amortised cost using effective interest method. Under the effective interest method, future cash outflow are exactly discounted to the initial recognition value using the effective interest rate, over the expected life of the financial liability, or, where appropriate, a shorter period. At the time of initial recognition, there is no financial liability irrevocably designated as measured at fair value through profit and loss.

ii) Derecognition

A financial liability is derecognised when the obligation under the liability is discharged or cancelled or expires. When an existing financial liability is replaced by another from the same lender on substantially different terms, or the terms of an existing liability are substantially modified, such an exchange or modification is treated as the de-recognition of the original liability and the recognition of a new liability. The difference in the respective carrying amounts is recognised in the statement of profit and loss.

NOTES FORMING PART OF THE STANDALONE FINANCIAL STATEMENTS

iii) Trade and other payables

These amounts represent liabilities for goods and services provided to the Company prior to the end of financial year which are unpaid. The amounts are unsecured and are usually paid as per payment terms.

iv) Derivatives and hedging activities

Derivatives are initially recognised at fair value on the date a derivative contract is entered into and are subsequently re-measured to their fair value at the end of each reporting period. Resulting gains/(losses) are recorded in statement of profit and loss under other income/other expenses. Derivatives are classified as a current asset or liability when expected to be realised/settled within 12 months of the balance sheet date.

Offsetting financial instruments

Financial assets and liabilities are offset and the net amount is reported in the balance sheet where there is a legally enforceable right to offset the recognised amounts and there is an intention to settle on a net basis or realise the asset and settle the liability simultaneously. The legally enforceable right must not be contingent on future events and must be enforceable in the normal course of business and in the event of default, insolvency or bankruptcy of the Company or the counterparty.

NOTE : 3A Critical estimates and judgments

In the application of the company's accounting policies, which are described in note 2, the management is required to make judgment, estimates, and assumptions about the carrying amounts of assets and liabilities that are not readily apparent from other process. The estimates and associated assumptions are based on historical experience and other factors that are considered to be relevant. Actual results may differ from these estimates.

The estimates and underlying assumptions are reviewed on an ongoing basis. Revisions to accounting estimates are recognised in the period in which the estimate is revised if the revision affects only that period or in the period of the revision and future period if the revision affects both current and future period.

The following are the critical estimates and judgments that have the significant effect on the amounts recognised in the financial statements.

Critical estimates and judgments

i) Estimation of current tax expense and deferred tax

The calculation of the company's tax charge necessarily involves a degree of estimation and judgment in respect of certain items whose tax treatment cannot be finally determined until resolution has been reached with the relevant tax authority or, as appropriate, through a formal legal process. Significant judgments are involved in determining the provision for income taxes, including amount expected to be paid/recovered for uncertain tax positions. Where the final tax outcome of these matters is different from the amounts that were initially recorded, such differences will impact the current and deferred income tax in the period in which such determination is made.

Recognition of deferred tax assets / liabilities

The recognition of deferred tax assets is based upon whether it is probable that sufficient and suitable taxable profits will be available in the future against which the reversal of temporary differences can be deducted. To determine the future taxable profits, reference is made to the approved budgets of the company. Where the temporary differences are related to losses, local tax law is considered to determine the availability of the losses to offset against the future taxable profits as well as whether there is convincing evidence that sufficient taxable profit will be available against which the unused tax losses or unused tax credits can be utilised by the company. Significant items on which the Company has exercised accounting judgment include recognition of deferred tax assets in respect of losses. The amounts recognised in the financial statements in respect of each matter are derived from the Company's best estimation and judgment as described above.

ii) Estimation of Provisions and Contingent Liabilities

The company exercises judgment in measuring and recognising provisions and the exposures to contingent liabilities, which is related to pending litigation or other outstanding claims. Judgment is necessary in assessing the likelihood that a pending claim will succeed, or a liability will arise, and to quantify the possible range of the financial settlement.



Because of the inherent uncertainty in this evaluation process, actual liability may be different from the originally estimated as provision. Although there can be no assurance of the final outcome of the legal proceedings in which the company is involved, it is not expected that such contingencies will have a material effect on its financial position or profitability.

iii) Estimation of useful life of Property, Plant and Equipment, Intangible assets, Investment properties

Property, Plant and Equipment, Intangible assets, Investment properties represent a significant proportion of the asset base of the company. The charge in respect of periodic depreciation is derived after determining an estimate of an asset's expected useful life and the expected residual value at the end of its life. The useful lives and residual values of company's assets are determined by management at the time the asset is acquired and reviewed periodically, including at each financial year end. The useful lives are based on historical experience with similar assets as well as anticipation of future events, which may impact their life, such as changes in technology.

iv) Estimation of provision for inventory

The company writes down inventories to net realisable value based on an estimate of the realisability of inventories. Write downs on inventories are recorded where events or changes in circumstances indicate that the balances may not realised. The identification of write-downs requires the use of estimates of net selling prices of the down-graded inventories. Where the expectation is different from the original estimate, such difference will impact the carrying value of inventories and write-downs of inventories in the periods in which such estimate has been changed.

v) Estimation of defined benefit obligation

The present value of the defined benefit obligations depends on a number of factors that are determined on an actuarial basis using a number of assumptions. The assumptions used in determining the net cost (income) for post employments plans include the discount rate. Any changes in these assumptions will impact the carrying amount of such obligations.

The company determines the appropriate discount rate at the end of each year. This is the interest rate that should be used to determine the present value of estimated future cash outflows expected to be required to settle the defined benefit obligations. In determining the appropriate discount rate, the company considers the interest rates of government bonds of maturity approximating the terms of the related plan liability.

vi) Estimated fair value of Financial Instruments

The fair value of financial instruments that are not traded in an active market is determined using valuation techniques. The Management uses its judgment to select a variety of methods and make assumptions that are mainly based on market conditions existing at the end of each reporting period.

vii) Impairment of Trade Receivable

The impairment provisions for trade receivable are based on assumptions about risk of default and expected loss rates. The company uses judgment in making these assumptions and selecting the inputs to the impairment calculation, based on the company's past history, existing market conditions as well as forward looking estimates at the end of each reporting period.

NOTES FORMING PART OF THE STANDALONE FINANCIAL STATEMENTS

NOTE 4. PROPERTY PLANT & EQUIPMENT COMPRISE OF OWNED AND LEASED ASSETS THAT DO NOT MEET THE DEFINATION OF INVESTMENT PROPERTY F.Y. : 2021-2022.

(Rs. In Lakhs)

PARTICULARS	GROSS CARRYING AMOUNT			ACCUMULATED DEPRECIATION			NET CARRYING AMOUNT		
	As At 01.04.2021	ADDITIONS	DISPOSALS / ADJUSTMENTS	As At 31.03.2022	As At 01.04.2021	FOR THE YEAR DEPRECIATION	DISPOSALS / ADJUSTMENTS	As At 31.03.2022	AS AT 31.03.2022
FREEHOLD LAND	24.13	-	-	24.13	-	-	-	-	24.13
FACTORY BUILDING	476.66	-	-	476.66	239.15	11.59	-	250.74	225.92
LEASE HOLD IMPROVEMENT	19.21	-	-	19.21	19.21	-	-	19.21	-
PLANT & MACHINERY	1,914.00	215.08	20.60	2,108.47	1,294.26	105.48	19.57	1,380.16	728.31
ELECT. FITTINGS	56.48	-	-	56.48	52.54	0.29	-	52.83	3.64
FURNITURE & FIXTURE	40.77	0.59	-	41.36	32.66	1.10	-	33.76	7.60
VEHICLE	112.29	26.11	15.25	123.16	71.40	8.50	14.48	65.41	57.74
GENERATOR	24.32	-	-	24.32	21.79	0.44	-	22.23	2.09
HEATING MODULE	1.41	-	-	1.41	1.14	0.02	-	1.16	0.25
AIR CONDITIONER	23.39	-	-	23.39	18.15	0.97	-	19.12	4.26
OFFICE EQUIPMENT	45.06	2.75	-	47.80	33.54	5.45	-	38.99	8.82
COMPUTER	40.49	4.45	-	44.94	31.87	3.41	-	35.28	9.67
LAB EQUIPMENT	17.05	4.36	-	21.41	4.71	1.82	-	6.53	14.87
SOLAR PANEL	14.77	-	-	14.77	0.14	2.31	-	2.46	12.31
TOTAL - A	2,810.02	253.33	35.85	3,027.50	1,820.56	141.38	34.06	1,927.88	1,099.62
RIGH T TO USE (LEASE)									
PREMISES UNDER LEASE	79.63	243.41	-	323.04	79.63	57.05	-	136.68	186.37
TOTAL - B	79.63	243.41	-	323.04	79.63	57.05	-	136.68	186.37
G. TOTAL (A + B)	2,889.65	496.74	35.85	3,350.55	1,900.20	198.43	34.06	2,064.56	1,285.98

NOTE 4. PROPERTY PLANT & EQUIPMENT COMPRISE OF OWNED AND LEASED ASSETS THAT DO NOT MEET THE DEFINATION OF INVESTMENT PROPERTY F.Y. : 2020-2021.

PARTICULARS	GROSS CARRYING AMOUNT			ACCUMULATED DEPRECIATION			NET CARRYING AMOUNT		
	As At 01.04.2020	ADDITIONS	DISPOSALS / ADJUSTMENTS	As At 31.03.2021	As At 01.04.2020	FOR THE YEAR DEPRECIATION	DISPOSALS / ADJUSTMENTS	As At 31.03.2021	As At 31.03.2021
FREEHOLD LAND	24.13	-	-	24.13	-	-	-	-	24.13
FACTORY BUILDING	459.61	17.05	-	476.66	228.02	11.13	-	239.15	237.51
LEASE HOLD IMPROVEMENT	19.21	-	-	19.21	19.21	-	-	19.21	-
PLANT & MACHINERY	2,076.70	129.26	291.95	1,914.00	1,450.32	135.51	291.56	1,294.26	619.74
ELECT. FITTINGS	56.48	-	-	56.48	52.22	0.32	-	52.54	3.94
FURNITURE & FIXTURE	39.99	0.78	-	40.77	31.35	1.31	-	32.66	8.11
VEHICLE	106.81	26.49	21.01	112.29	76.78	4.29	9.67	71.40	40.89
GENERATOR	24.32	-	-	24.32	21.33	0.47	-	21.79	2.53
HEATING MODULE	1.21	0.20	-	1.41	1.13	0.01	-	1.14	0.27
AIR CONDITIONER	24.47	4.14	5.23	23.39	21.80	1.32	4.97	18.15	5.24
OFFICE EQUIPMENT	42.44	2.61	-	45.06	28.57	4.97	-	33.54	11.52
COMPUTER	35.89	4.61	-	40.49	28.66	3.20	-	31.87	8.63
LAB EQUIPMENT	12.16	4.89	-	17.05	3.45	1.26	-	4.71	12.34
SOLAR PANEL	-	14.77	-	14.77	-	0.14	-	0.14	14.63
TOTAL - A	2,923.41	204.80	318.19	2,810.02	1,962.85	163.92	306.20	1,820.56	989.46
RIGH T TO USE (LEASE)									
PREMISES UNDER LEASE	79.63	-	-	79.63	39.82	39.82	-	79.63	(0.00)
TOTAL - B	79.63	-	-	79.63	39.82	39.82	-	79.63	(0.00)
G. TOTAL (A + B)	3,003.05	204.80	318.19	2,889.65	2,002.67	203.73	306.20	1,900.20	989.46


NOTES FORMING PART OF THE STANDALONE FINANCIAL STATEMENTS
NOTES :

- 1 Refer Note 36-A for disclosure of contractual commitments for the acquisition of property, plant and equipment.
2. The information on property, plant and equipment pledged as security by the company (Refer note 36-B)
3. The addition to property, plant and equipment are by way of an asset acquisition & not through any business combination.
4. Disclosures related to the Title deeds of Immovable Properties not held in name of the Company.

Relevant line item in the Balance sheet	Description of item of property	Gross carrying value	Title deeds held in the name of	Whether title deed holder is a promoter, director or relative of promoter/ director or employee of promoter/ director	Property held since which date	Reason for not being held in the name of the company
Property Plant & Equipment -	N. A.					
Investment property -	N. A.					
Property Plant & Equipment held for disposal-	N. A.					

NOTE 5. OTHER INTANGIBLE ASSETS F. Y. : 2021-2022

(Rs. in lakhs)

PARTICULARS	GROSS CARRYING AMOUNT				ACCUMULATED DEPRECIATION				NET CARRYING AMOUNT
	As At 01.04.2021	ADDITIONS	DISPOSALS / ADJUSTMENTS	As At 31.03.2022	As At 01.04.2021	FOR THE YEAR DEPRECIATION	DISPOSALS / ADJUSTMENTS	AS AT 31.03.2022	As At 31.03.2022
COMPUTER (SOFTWARE)	11.22	-	-	11.22	11.22	-	-	11.22	-
PATENTS	0.79	-	-	0.79	0.27	0.20	-	0.47	0.33
TOTAL	12.01	-	-	12.01	11.48	0.20	-	11.68	0.33

NOTE 5. OTHER INTANGIBLE ASSETS F. Y. : 2020-2021

(Rs. in lakhs)

PARTICULARS	GROSS CARRYING AMOUNT				ACCUMULATED DEPRECIATION				NET CARRYING AMOUNT
	As At 01.04.2020	ADDITIONS	DISPOSALS / ADJUSTMENTS	As At 31.03.2021	As At 01.04.2020	FOR THE YEAR DEPRECIATION	DISPOSALS / ADJUSTMENTS	AS AT 31.03.2021	As At 31.03.2021
COMPUTER (SOFTWARE)	11.22	-	-	11.22	11.01	0.21	-	11.22	-
PATENTS	0.43	0.36	-	0.79	0.17	0.10	-	0.27	0.53
TOTAL	11.65	0.36	-	12.01	11.17	0.31	-	11.48	0.53

NOTES FORMING PART OF THE STANDALONE FINANCIAL STATEMENTS

NOTE 6. INVESTMENTS

A) NON CURRENT

(Rs. In Lakhs)

NO. OF UNITS MARCH 2022	NO. OF UNITS MARCH 2021	PARTICULARS	AS AT 31st MARCH 2022 Rs.	AS AT 31st MARCH 2021 Rs.
		(I) INVESTMENT IN EQUITY SHARES OF SUBSIDIARY (UNQUOTED) : (AT COST)		
REFER NOTE 6.2 BELOW		PREMCO GLOBAL VIETNAM COMPANY LTD.	563.53	563.53
		(II) INVESTMENT IN DEBENTURES & BONDS (UNQUOTED) : AT COST		
-	2,500.00	L & T FINANCE LIMITED	-	25.00
		FIXED INTEREST BONDS OF FACE VALUE RS. 1000/- EACH FULLY PAID UP		-
10.00	10.00	ICICI BANK 9.15% PerpSDMR18AT	104.96	104.96
		FIXED INTEREST BONDS OF FACE VALUE RS. 1000000/- EACH FULLY PAID UP		
		(III) INVESTMENT IN MUTUAL FUNDS (QUOTED) : (AT FVTPL)		
1,825.79	1,731.83	UNITS OF MF HDFC TOP 100 FUND DIRECT PLAN GROWTH OPTION	13.44	10.58
3,024.14	3,024.14	UNITS OF MF HDFC BALANCED ADVNATAGE FUND-DIRECT PLAN GROWTH	9.14	7.50
470,490.82	470,490.82	UNITS OF MF HDFC SHORT TERM DEBT FUND - DIRECT GROWTH	123.36	117.37
-	620,734.60	UNITS OF MF HDFC CORPORATE BOND FUND - GROWTH OPTION	-	154.74
-	1,155.16	UNITS OF MF HDFC MONEY MARKET FUND - GROWTH OPTION	-	51.04
4,037.81	-	UNITS OF MF ICICI PRUDENTIAL LIQUID PLAN - RETAIL GROWTH	12.64	-
5,520.16	5,520.16	UNITS OF MF ICICI PRUDENTIAL VALUE DISCOVERY FUND DIRECT	15.11	11.42
75,553.21	-	UNITS OF MF ICICI PRUDENTIAL BALANCED ADVANTAGE FUND - REGULAR PLAN - GROWTH	37.44	-
-	250,000.00	UNITS OF MF ICICI PRUDENTIAL FMP SERIES 82	-	31.17
299,916.73	299,916.73	UNITS OF MF ICICI PRUDENTIAL ALL SEASONS BOND - GROWTH	87.49	83.83
206,232.24	206,232.24	UNITS OF MF ICICI PRUDENTIAL BANKING AND PSU DEBT FUND - REGULAR PLAN-GROWTH	53.90	51.52
89,012.62	89,012.62	UNITS OF MF ICICI PRUDENTIAL ALL SEASONS BOND FUND - DIRECT PLAN - GROWTH	27.40	26.05
-	280,330.97	UNITS OF MF ICICI PRUDENTIAL SHORT TERM FUND - GROWTH OPTION	-	128.57
105,563.20	-	UNITS OF MF ADITYA BIRLA SUN LIFE SHORT TERM FUND - GROWTH - REGULAR PLAN	40.42	-
3,463.73	3,463.73	UNITS OF MF BIRLA SUN LIFE EQUITY FUND GROWTH DIRECT PLAN	12.63	10.45
-	500,000.00	UNITS OF MF ABSL FTP SERIES PH-DIRECT GROWTH	-	62.91
249,987.50	-	UNITS OF MF ABSL NIFTY SDL PLUS PSU BOND SEP 2026 60:40 INDEX FUND	25.44	-
-	250,000.00	UNITS OF MF ABSL FTP SERIES RA -DIRECT GROWTH	-	30.63
250,000.00	250,000.00	UNITS OF MF ABSL FTP SERIES RD -DIRECT GROWTH	32.68	31.36
-	250,000.00	UNITS OF MF ABSL FTP SERIES PT-DIRECT GROWTH	-	31.02
136,318.09	136,318.09	UNITS OF MF ABSL CORPORATE BOND FUND DIRECT GROWTH	124.33	118.23
20,297.38	40,643.96	UNITS OF MF ABSL FLOATING RATE FUND GROWTH	57.55	110.02



NOTES FORMING PART OF THE STANDALONE FINANCIAL STATEMENTS

(Rs. In Lakhs)

NO. OF UNITS MARCH 2022	NO. OF UNITS MARCH 2021	PARTICULARS	AS AT 31st MARCH 2022 Rs.	AS AT 31st MARCH 2021 Rs.
-	337,971.44	UNITS OF MF ABSL SHORT TERM OPPORTUNITIES FUND - GROWTH - DIRECT PLAN	-	129.97
5,542.46	5,542.46	UNITS OF MF NIPPON INDIA SMALL CAP FUND DIRECT GROWTH	5.15	3.54
500,000.00	500,000.00	UNITS OF MF NIPPON INDIA FIXED HORIZON FUND XXXVII SERIES 06 DIRECT GROWTH PLAN	68.42	65.61
-	250,000.00	UNITS OF MF NIPPON INDIA FIXED HORIZON FUND XXXVII SERIES 05 DIRECT GROWTH PLAN	-	31.31
78,824.11	-	UNITS OF MF NIPPON INDIA DYNAMIC BOND FUND - DIRECT PLAN GROWTH PLAN - GROWTH OPTION	25.02	-
249,987.50	-	UNITS OF MF NIPPON INDIA NIFTY AAA CPSE BOND PLUS SDL - APR 2027 MATURITY 60:40 INDEX FUND - DIRECT PLAN - GROWTH OPTION	25.09	-
10,000.00	-	UNITS OF MF NIPPON INDIA ETF BANK BEES	36.55	-
156,954.34	-	UNITS OF MF EDELWEISS US TECHNOLOGY EQUITY FUND - DIRECT GROWTH	27.35	-
102.40	148.61	UNITS OF MF KOTAK OPTIMUS MODERATE SCHEME	133.41	174.85
2,377.81	4,482.57	UNITS OF MF KOTAK FLOATING RATE FUND-REGULAR PLAN-GROWTH OPTION	28.89	51.54
609,898.03	609,898.03	UNITS OF MF IDFC BANKING & PSU DEBT FUND	122.08	117.31
3,090.61	3,090.61	UNITS OF MF TATA MONEY MARKET FUND GROWTH	118.23	113.42
-	126,885.29	UNITS OF MF TATA SHORT TERM BOND FUND - DIRECT PLAN - GROWTH	-	51.32
438,618.63	438,618.63	UNITS OF MF L & T BANKING AND PSU DEBT FUND - DIRECT PLAN - GROWTH	92.18	88.21
206,514.37	206,514.37	UNITS OF MF L & T TRIPLE ACE BOND FUND REGULAR PLAN	123.22	117.30
143,218.87	143,218.87	UNITS OF MF L & T BANKING AND PSU DEBT FUND - GROWTH	28.93	27.79
-	200,082.43	UNITS OF MF SBI ARBITRAGE OPPORTUNITIES FUND GROWTH	-	52.42
-	102,047.79	UNITS OF MF SBI SHORT TERM DEBT FUND - REGULAR PLAN -GROWTH	-	25.53
381.88	-	UNITS OF MF SBI LIQUID FUND - REGULAR PLAN -GROWTH	12.64	-
364,657.65	-	UNITS OF MF SBI BALANCED ADVANTAGE FUND - REGULAR PLAN - GROWTH	37.58	-
4,283.16	4,283.16	UNITS OF MF AXIS BANKING & PSU DEBT FUND.	91.69	88.21
11,554.49	11,554.49	UNITS OF MF AXIS BLUE CHIP FUND DIRECT GROWTH	5.77	4.93
221,558.25	221,558.25	UNITS OF MF AXIS DYNAMIC BOND FUND - GROWTH OPTION	53.20	50.81
499,965.00	499,965.00	UNITS OF MF AXIS SPECIAL SITUATIONS FUND - REGULAR PLAN - GROWTH OPTION	63.25	51.65
1,229.12	1,229.12	UNITS OF MF AXIS BANKING & PSU DEBT FUND - DIRECT PLAN - GROWTH OPTION	26.88	25.78
249,987.50	249,987.50	UNITS OF MF AXIS GLOBAL EQUITY ALPHA FUND OF FUND - REGULAR PLAN - GROWTH OPTION	32.25	28.93
716.61	-	UNITS OF MF AXIS LIQUID FUND - RETAIL PLAN - GROWTH OPTION	16.84	-
161,969.98	-	UNITS OF MF AXIS SHORT TERM FUND - GROWTH OPTION	40.38	-
483,968.41	-	UNITS OF MF AXIS GLOBAL INNOVATION FUND OF FUND REGULAR GROWTH	47.91	-

PREMCO GLOBAL LTD

NOTES FORMING PART OF THE STANDALONE FINANCIAL STATEMENTS

NO. OF UNITS MARCH 2022	NO. OF UNITS MARCH 2021	PARTICULARS	AS AT 31st MARCH 2022 Rs.	AS AT 31st MARCH 2021 Rs.
318,600.38	-	UNITS OF MF MIRAE ASSET EQUITY ALLOCATOR FUND REGULAR GROWTH	50.22	-
570.53	-	UNITS OF MF MIRAE ASSET EQUITY ALLOCATOR FUND REGULAR GROWTH	12.64	-
364.75	-	UNITS OF MF UTI- LIQUID CASH PLAN - REGULAR PLAN - GROWTH OPTION	12.64	-
19,802.40	-	UNITS OF MF UTI - FLEXI CAP FUND-GROWTH OPTION	48.51	-
		(IV) INVESTMENT IN DEBENTURES & BONDS (QUOTED) : (AT FVTPL)		
5.00	5.00	FIVE STAR BUSINESS FINANCE LIMITED BR NCD 17DC27	56.24	51.24
		VARIABLE INTEREST BONDS OF FACE VALUE RS. 1000000/- EACH FULLY PAID UP		
5.00	5.00	FIVE STAR BUSINESS FINANCE LIMITED BR NCD 17DC27	55.49	50.64
		VARIABLE INTEREST BONDS OF FACE VALUE RS. 1000000/- EACH FULLY PAID UP		
-	10.00	SHRIRAM TRANSPORT FINANCE COMPANY LIMITED	-	104.83
		VARIABLE INTEREST BONDS OF FACE VALUE RS. 1000000/- EACH FULLY PAID UP		
		TOTAL NON CURRENT INVESTMENTS	2,840.09	3,269.03
Notes :				
6.1) a) Aggregate amount of Unquoted Investments.			668.49	693.49
b) Aggregate amount of Quoted Investments & market value thereof			2,171.60	2,575.54
6.2) The Company has completed an expansion project in two phases by setting up a manufacturing unit at Vietnam by incorporating a foreign subsidiary with a chartered capital of USD 10,00,000 in which the Company shall hold 85%. The Company has remitted an amount of USD 8,50,000 (Rs. 5,63,53,340/-) towards chartered capital till the year ended March 2022.				

B) CURRENT

NO. OF UNITS MARCH 2022	NO. OF UNITS MARCH 2021	PARTICULARS	AS AT 31st MARCH 2022 Rs.	AS AT 31st MARCH 2021 Rs.
		(I) INVESTMENT IN DEBENTURES & BONDS (UNQUOTED) : AT COST		
2,500.00	-	L & T FINANCE LIMITED	25.00	-
		FIXED INTEREST BONDS OF FACE VALUE RS. 1000/- EACH FULLY PAID UP		
		(II) INVESTMENT IN DEBENTURES & BONDS (QUOTED) : (AT FVTPL)		
10.00	-	SHRIRAM TRANSPORT FINANCE COMPANY LIMITED	114.77	-
		VARIABLE INTEREST BONDS OF FACE VALUE RS. 1000000/- EACH FULLY PAID UP		
		TOTAL CURRENT INVESTMENTS	139.77	-
Notes :				
6.1) a) Aggregate amount of Unquoted Investments.			25.00	-
b) Aggregate amount of Quoted Investments & market value thereof			114.77	-



NOTES FORMING PART OF THE STANDALONE FINANCIAL STATEMENTS

(Rs. In Lakhs)

NOTE 7 : LOANS	AS AT 31st MARCH 2022	AS AT 31st MARCH 2021
A) NON CURRENT (UNSECURED, CONSIDERED GOOD)		
a) LOANS GIVEN TO STAFF	0.50	0.46
TOTAL	0.50	0.46
B) CURRENT (UNSECURED, CONSIDERED GOOD)		
a) LOANS GIVEN TO STAFF	16.56	13.74
TOTAL	16.56	13.74

(Rs. In Lakhs)

NOTE 8 : OTHER FINANCIAL ASSETS	AS AT 31st MARCH 2022	AS AT 31st MARCH 2021
A) NON CURRENT (UNSECURED, CONSIDERED GOOD)		
a) SECURITY AND OTHER DEPOSITS -WITH OTHERS	24.29	6.26
TOTAL	24.29	6.26
B) CURRENT (UNSECURED, CONSIDERED GOOD)		
a) SECURITY AND OTHER DEPOSITS -WITH RELATED PARTIES	-	32.00
-WITH OTHERS	18.50	15.64
b) INTEREST ACCRUED BUT NOT DUE ON MARGIN MONEY & F.D.	4.93	11.86
c) INTEREST RECEIVABLE OTHERS	7.72	7.72
d) FOREIGN EXCHANGE FORWARD CONTRACT (HEDGE)	1.79	0.76
TOTAL	32.94	67.98

(Rs. In Lakhs)

NOTE 9 : OTHER ASSETS	AS AT 31st MARCH 2022	AS AT 31st MARCH 2021
A) NON CURRENT (UNSECURED, CONSIDERED GOOD)		
CAPITAL ADVANCE	-	5.98
PREPAID EXPENSES	4.70	1.57
GRATUITY FUNDED - ASSETS (NET)	12.78	16.23
SECURITY AND OTHER DEPOSITS	14.58	15.82
TOTAL	32.06	39.60
B) CURRENT (UNSECURED, CONSIDERED GOOD)		
ADVANCE TO SUPPLIERS	38.03	3.13
ADVANCE TO STAFF	2.89	2.73
ADVANCE TO RELATED PARTIES	12.05	14.75
PREPAID EXPENSES	13.85	13.59
CLAIMS RECEIVABLES	757.02	719.97
(UNSECURED, CREDIT IMPAIRED)		
a) ADVANCE TO SUPPLIERS	2.51	2.51
LESS : LOSS ALLOWANCE	(2.51)	(2.51)
TOTAL	823.84	754.16

NOTES FORMING PART OF THE STANDALONE FINANCIAL STATEMENTS

ALLOWANCE FOR DOUBT FULL DEBTS

1. THE COMPANY HAS PROVIDED ALLOWANCES FOR DOUBTFUL DEBTS BASED ON LIFE TIME EXPECTED CREDIT LOSS MODEL UNDER SIMPLIFIED APPROACH AND IMPAIRED CREDIT RISK ON AN INDIVIDUAL BASIS.

2. MOVEMENT IN ALLOWANCE FOR DOUBTFUL DEBT :

BALANCE AT THE BEGINNING OF THE YEAR	2.51	2.51
ADD : ALLOWANCE FOR THE YEAR	-	-
LESS : W/OFF OF BAD DEBTS (NET OF RECOVERY)	-	-
BALANCE AT THE END OF THE YEAR	2.51	2.51

(Rs. In Lakhs)

NOTE 10. INVENTORY	AS AT 31st MARCH 2022	AS AT 31st MARCH 2021
- RAW MATERIAL	547.94	670.03
- WORK IN PROGRESS	105.80	116.75
- SEMI-FINISHED GOODS	26.06	19.83
- FINISHED GOODS	359.88	436.14
- SPARE PARTS	58.87	68.73
TOTAL	1,098.55	1,311.48

(Rs. In Lakhs)

NOTE 11. TRADE RECEIVABLES	AS AT 31st MARCH 2022	AS AT 31st MARCH 2021
UNSECURED		
(a) RECEIVABLES FROM SUBSIDIARY (PREMCO GLOBAL VIETNAM CO LTD)		
(I) UNDISPUTED TRADE RECEIVABLES – CONSIDERED GOOD	74.76	31.21
(b) RECEIVABLES FROM OTHERS		
(I) UNDISPUTED TRADE RECEIVABLES – CONSIDERED GOOD	1,493.51	1,312.70
(II) UNDISPUTED TRADE RECEIVABLES – CREDIT IMPAIRED		
(III) DISPUTED TRADE RECEIVABLES – CONSIDERED GOOD	0.88	-
(IV) DISPUTED TRADE RECEIVABLES – CREDIT IMPAIRED	39.90	43.72
TOTAL	1,609.06	1,387.63
LESS : ALLOWANCE	(39.90)	(43.72)
TOTAL	1,569.16	1,343.91

ADDITIONAL INFORMATION ON TRADE RECEIVABLES.

AS ON 31ST MARCH 2022

Particulars	Outstanding for following periods from due date of payment						Total
	Not Due	Less than 6 months	6 months -1 year	1-2 years	2-3 years	More than 3 years	
(I) UNDISPUTED TRADE RECEIVABLES – CONSIDERED GOOD	915.11	652.35	0.29	0.12	0.40	-	1,568.28
(II) UNDISPUTED TRADE RECEIVABLES – CREDIT IMPAIRED	-	-	-	-	-	-	-
(III) DISPUTED TRADE RECEIVABLES – CONSIDERED GOOD	-	0.35	-	0.53	-	-	0.88
(IV) DISPUTED TRADE RECEIVABLES – CREDIT IMPAIRED	-	0.36	0.13	0.60	0.09	38.72	39.90
TOTAL	915.11	653.06	0.42	1.25	0.49	38.72	1,609.06

NOTES FORMING PART OF THE STANDALONE FINANCIAL STATEMENTS

AS ON 31ST MARCH 2021

Particulars	Outstanding for following periods from due date of payment						Total
	Not Due	Less than 6 months	6 months -1 year	1-2 years	2-3 years	More than 3 years	
(I) UNDISPUTED TRADE RECEIVABLES – CONSIDERED GOOD	960.47	377.57	0.68	4.95	0.23	-	1,343.90
(II) UNDISPUTED TRADE RECEIVABLES – CREDIT IMPAIRED	-	-	-	-	-	-	-
(III) DISPUTED TRADE RECEIVABLES – CONSIDERED GOOD	-	-	-	-	-	-	-
(IV) DISPUTED TRADE RECEIVABLES – CREDIT IMPAIRED	-	1.20	0.09	1.40	41.03	-	43.72
TOTAL	960.47	378.77	0.77	6.35	41.26	-	1,387.63

ALLOWANCE FOR DOUBT FULL DEBTS

1. THE COMPANY HAS PROVIDED ALLOWANCES FOR DOUBTFUL DEBTS BASED ON LIFE TIME EXPECTED CREDIT LOSS MODEL UNDER SIMPLIFIED APPROACH AND IMPAIRED CREDIT RISK ON AN INDIVIDUAL BASIS.

2. MOVEMENT IN ALLOWANCE FOR DOUBTFUL DEBT :

BALANCE AT THE BEGINNING OF THE YEAR	43.72	7.11
ADD : ALLOWANCE FOR THE YEAR	0.63	39.34
LESS : W/OFF OF BAD DEBTS (NET OF RECOVERY)	(4.45)	(2.73)
BALANCE AT THE END OF THE YEAR	39.90	43.72

(Rs. In Lakhs)

NOTE 12. CASH & CASH EQUIVALENTS	AS AT 31st MARCH 2022	AS AT 31st MARCH 2021
(a) CASH & CASH EQUIVALENTS		
(i) BALANCES WITH BANKS		
-CURRENT ACCOUNTS IN RUPEESS	144.98	157.99
-IN FOREIGN CURRENCY	10.62	62.83
-IN TEMPORARY TERM DEPOSITS	405.60	200.00
(ii) CASH IN HAND	4.45	4.33
TOTAL	565.65	425.15

(Rs. In Lakhs)

NOTE 13. BANK BALANCE OTHER THAN ABOVE	AS AT 31st MARCH 2022	AS AT 31st MARCH 2021
(i) BALANCES WITH BANKS		
-IN UNPAID DIVIDEND A/C	35.90	29.22
(ii) OTHER BANK BALANCES		
-HELD AS MARGIN MONEY (Under lien with bank as security for gurantee facility)	32.48	32.48
TOTAL	68.38	61.70

NOTES FORMING PART OF THE STANDALONE FINANCIAL STATEMENTS

(Rs. In Lakhs)

NOTE 14 : EQUITY SHARE CAPITAL :	AS AT 31st MARCH 2022	AS AT 31st MARCH 2021
AUTHORISED : 6000000 (P.Y. 6000000) EQUITY SHARES OF RS. 10 EACH	600.00	600.00
ISSUED : 3304800 (P.Y.3304800) EQUITY SHARES OF RS.10 EACH	330.48	330.48
SUBSCRIBED & PAID UP : 3304800 (P.Y.3304800) EQUITY SHARES OF RS.10 EACH	330.48	330.48
TOTAL	330.48	330.48

14.1 Reconciliation of the number of shares outstanding at the beginning and at the end of the reporting period is as follows.

Particulars	As at 31 March 2022	As at 31 March 2021
Equity Shares at the beginning of the year	33.05	33.05
Less: Equity Shares Forfeited during the year	-	-
Equity Shares at the end of the year	33.05	33.05

14.2 Terms/Rights Attached to Shares

The company has only one class of equity shares having a par value of Rs. 10/- per share. Each share holder of fully paid equity shares is entitled to one vote per share. The company declares and pays dividends to the share holders of fully paid equity shares in Indian rupees. The dividend proposed by Board of Directors is subject to the approval of the shareholders in the ensuing Annual General Meeting. In the event of liquidation, the equity shareholders are eligible to receive the remaining assets of the Company after distribution of all preferential amounts, in proportion to their shareholding.

14.3 Shares held by Promoters at the end of the year.

Shareholder's Name	Shareholding at beginning of the year 31/03/2022		Shareholding at the end of the year 31/03/2021		% Change during the year
	No of Shares (in No's)	% of total Shares of the Company	No of Shares (in No's)	% of total Shares of the Company	
1) ASHOK B HARJANI	1,438,183	43.52	1,422,317	43.04	0.4801
2) LOKESH P HARJANI	435,921	13.19	435,921	13.19	0.0000
3) PREM B HARJANI	274,848	8.32	274,848	8.32	0.0000
4) NISHA P HARJANI	59,653	1.81	59,653	1.81	0.0000
5) SONIA A HARJANI	4,055	0.12	2,845	0.09	0.0366
6) SURESH B HARJANI	100	0.00	15,966	0.48	-0.4801
TOTAL	2,212,760	66.96	2,211,550	66.92	0.0366

14.4 Details of Share holders holding more than 5 % of Shares

Name of Shareholder	As at 31 March 2022		As at 31 March 2021	
	No. of Shares held (in No's)	% of Holding	No. of Shares held (in No's)	No. of Shares held
ASHOK B HARJANI	1,438,183	43.52	1,422,317	43.04
LOKESH PREM HARJANI	435,921	13.19	435,921	13.19
SURESH HARJANI	100	0.00	15,966	0.48
PREM HARJANI	274,848	8.32	274,848	8.32

NOTES FORMING PART OF THE STANDALONE FINANCIAL STATEMENTS

14.5 There are no Bonus Shares /Buyback/Shares for consideration other than cash issued during past five years

(Rs. In Lakhs)

NOTE 15. OTHER EQUITY :	AS AT 31st MARCH 2022	AS AT 31st MARCH 2021
SECURITIES PREMIUM RESERVE		
BALANCE AS PER LAST BALANCE SHEET	459.92	459.92
ADD: INCREASE / (DECREASE) DURING THE YEAR	-	-
	459.92	459.92
CAPITAL RESERVE		
BALANCE AS PER LAST BALANCE SHEET	3.00	3.00
ADD: INCREASE / (DECREASE) DURING THE YEAR	-	-
	3.00	3.00
CAPITAL SUBSIDY RESERVE		
BALANCE AS PER LAST BALANCE SHEET	22.78	22.78
ADD: INCREASE / (DECREASE) DURING THE YEAR	-	-
	22.78	22.78
GENERAL RESERVE		
BALANCE AS PER LAST BALANCE SHEET	1,759.59	1,759.59
ADD: INCREASE / (DECREASE) DURING THE YEAR	-	-
	1,759.59	1,759.59
SURPLUS AS PER STATEMENT OF PROFIT AND LOSS		
OPENING BALANCE AS PER LAST BALANCE SHEET	4,046.44	3,819.69
ADD : PROFIT FOR THE YEAR	935.99	359.46
ADD : OCI FOR THE YEAR	12.49	(0.52)
LESS: APPROPRIATIONS		
TRANSFERRED TO GENERAL RESERVE	-	-
INTERIM DIVIDEND	462.67	66.10
DIVIDEND PAID	132.19	66.10
	4,400.07	4,046.44
TOTAL	6,645.35	6,291.73

NATURE AND PURPOSE OF EACH RESERVE

Security Premium Reserve - Security premium reserve is used to record the premium on issue of shares. This reserve is utilised in accordance with the provision of the Companies Act 2013.

Capital Reserve - This reserve was created in the financial year 2015-16. Capital reserves are created out of forfeiture of shares and are usually utilised for issue of Bonus shares.

Capital Subsidy Reserve - This reserve was created in financial year 1994-95 of Rs. 6.38 Lakhs & in financial year 2004-05 of Rs. 16.41 Lakhs and created out of capital subsidy received by the company.

The reserve is to be usually created for use of Bonus shares or to adjust capital losses.

General Reserve - General Reserve is a free reserve and is available for distribution as dividend, issue of bonus shares, buyback of the companies securities. It was created by transfer of amounts out of distributable profits, from time to time.

NOTES FORMING PART OF THE STANDALONE FINANCIAL STATEMENTS

NOTE: FINANCIAL LIABILITY

(Rs. In Lakhs)

NOTE 16. BORROWING	AS AT 31st MARCH 2022	AS AT 31st MARCH 2021
A) NON CURRENT		
SECURED		
TERM LOANS		
<u>FROM BANKS</u>		
(a)HDFC BANK LTD	110.37	72.50
CAR LOANS		
<u>FROM BANKS</u>		
(b)HDFC BANK LTD	15.17	19.39
<u>FROM OTHERS</u>		
(c) KOTAK MAHINDRA PRIME LTD.	-	1.32
TOTAL	125.54	93.20

16.1 CURRENT MATURITIES

B) CURRENT		
SECURED		
CURRENT MATURITIES OF LONG TERM BORROWINGS		
<u>FROM BANKS</u>		
(a)HDFC BANK LTD	51.86	52.30
CAR LOANS		
<u>FROM BANKS</u>		
(b)HDFC BANK LTD	4.22	3.61
<u>FROM OTHERS</u>		
(c) KOTAK MAHINDRA PRIME LTD.	1.32	3.74
SHORT TERM BORROWINGS		
SECURED		
FROM BANKS		
WORKING CAPITAL LOANS	-	-
CASH CREDIT FROM BANK	-	-
LOAN IN FOREIGN CURRENCY-POST SHIPMENT CREDIT	-	-
UNSECURED		
LOAN FROM DIRECTORS & RELATED PARTIES	-	512.23
TOTAL	57.40	571.87

16.1 DETAILS OF SECURITY AND TERMS OF REPAYMENT

(a)HDFC BANK - Term Loans referred to above from Banks are secured by way of Hypothecation of first & exclusive charge on all present & future current assets inclusive of all stocks & book debts and plant & machinery along with equitable mortgage on the property situated at Plot no. 41, Survey no. 35 (PT) Diwan & sons industrial Estate, Aliyali Village, Palghar, Thane District & Survey no. 202/2, Old check post, Dadra & Nagar Haveli, Dadra along with personal guarantee of Mr. Lokesh Harjani.



NOTES FORMING PART OF THE STANDALONE FINANCIAL STATEMENTS

There are 3 different Loans and their respective details are as under

Principal Amount Payable	Interest Rate	Monthly Installment Amount Payable (Principal + Interest)	No. of Installment outstanding equal monthly installments
28.77	8.1 % p.a.	2.21	15
42.80	8.1 % p.a.	1.13	45
92.25	8.1 % p.a.	1.93	58

(b) HDFC BANK LTD

Vehicle Loan from Bank are secured by mortgage of Respective Vehicle.

The details of Loan is as under

Principal Amount Payable	Interest Rate	Monthly Installment Amount Payable (Principal + Interest)	No. of Installment outstanding equal monthly installments
19.39	7.40%	0.46	48

(c) KOTAK MAHINDRA PRIME LTD.

Vehicle Loan from Bank are secured by mortgage of Respective Vehicle.

There are different Loans and their respective details are as under

Principal Amount Payable	Interest Rate	Monthly Installment Amount Payable (Principal + Interest)	No. of Installment outstanding equal monthly installments
1.32	8.21%	0.33	4

(d) Working capital referred to above from Banks are secured by way of Hypothecation of first & exclusive charge on all present & future current assets inclusive of all stocks & book debts and plant & machinery along with equitable mortgage on the property situated at Plot no. 41, Survey no. 35 (PT) Diwan & sons industrial Estate, Aliyali Village, Palghar, Thane District & Survey no. 202/2, Old check post, Dadra & Nagar Haveli, Dadra along with personal guarantee of Mr. Lokesh Harjani.

16.2 THE TERM LOANS HAVE BEEN SANCTIONED FOR THE PURPOSE OF PURCHASE/ IMPORT OF PLANT AND MACHINERY AND THE SAME HAS BEEN FULLY USED IN ACCORDANCE WITH THE STATED PURPOSE.

16.3 THE COMPANY HAS REGULARLY FILED MONTHLY STATEMENTS OF CURRENT ASSETS AND THE QUARTERLY DISCLOSURES WITH RESPECT OF RECONCILIATION OF INFORMATION OF THE CURRENT ASSETS VIZ-A-VIZ THE BOOKS OF ACCOUNTS ARE AS FOLLOWS,

Quarter	Name of bank	Particulars of Securities Provided	Amount as per books of account (Rs. in Lakhs)	Amount as reported in the quarterly statement (Rs. in Lakhs)	Amount of difference	Reason for material discrepancies
Jun-21	HDFC BANK LTD.	STOCK	1,598.82	1,541.24	57.58	Spare stock not included in bank stock statement
Jun-21	HDFC BANK LTD.	DEBTORS	2,035.85	2,039.54	(3.69)	Not material
Sep-21	HDFC BANK LTD.	STOCK	1,142.60	1,090.35	52.25	Spare stock not included in bank stock statement
Sep-21	HDFC BANK LTD.	DEBTORS	2,820.22	2,826.81	(6.59)	Not material
Dec-21	HDFC BANK LTD.	STOCK	1,024.24	968.79	55.45	Spare stock not included in bank stock statement
Dec-21	HDFC BANK LTD.	DEBTORS	2,757.11	2,772.81	(15.70)	Not material
Mar-22	HDFC BANK LTD.	STOCK	1,098.55	1,039.68	58.87	Spare stock not included in bank stock statement
Mar-22	HDFC BANK LTD.	DEBTORS	2,143.77	2,148.96	(5.19)	Not material

NOTES FORMING PART OF THE STANDALONE FINANCIAL STATEMENTS

16.4 THE COMPANY IS NOT DECLARED WILFUL DEFAULTER BY ANY BANK OR FINANCIAL INSTITUTION OR OTHER LENDER.

16.5 REGISTRATION OF CHARGE OR SATISFACTION WITH REGISTRAR OF COMPANIES BEYOND THE STATUTORY PERIOD IF ANY

ASSETS UNDER CHARGE	CHARGE AMOUNT IN LAKHS	DATE OF CREATION	DATE OF MODIFICATION	DUE DATE OF CREATION/ SATISFACTION
Charge on hypothecation of Current Assets including Stocks and Book Debts, movable property including Plant and Machinery have been modified vide bank letter dated 03.01.2022.	1,300.00	30.09.2006	17.01.2022	03.02.2022
Charge on Immovable property situated at Plot No.41, Dewan and Sons Ind. Estate, Village Aliyali, Palghar, Thane 401404, Palghar, Maharashtra, India, Survey. No.35 (PT) and at Survey no. 202/2, Dadra, Union Territory Of Dadra & Nagar Haveli, Silvassa, Gujarat, India 386230 have been modified vide revised Bank Sanction dated 21.01.2022.	1,300.00	30.09.2006	03.03.2022	21.02.2022

NOTE 17. (IA) LEASE LIABILITIES	AS AT 31st MARCH 2022 Rs.	AS AT 31st MARCH 2021 Rs.
A) NON CURRENT		
LEASE LIABILITIES **	66.87	-
TOTAL	66.87	-
NOTE 17. (IA) LEASE LIABILITIES	AS AT	AS AT
	31st MARCH 2022	31st MARCH 2021
	Rs.	Rs.
B) CURRENT		
LEASE LIABILITIES **	116.92	-
TOTAL	116.92	-

**Lease liabilities comprises of liabilities on account of long term leases & current portion pursuant to adoption of Ind as-116-leases (refer note no. 43)

NOTE 18. OTHER FINANCIAL LIABILITY	(Rs. In Lakhs)	
	AS AT 31st MARCH 2022	AS AT 31st MARCH 2021
A) NON CURRENT		
DUES TO EMPLOYEE	-	148.26
TOTAL	-	148.26
B) CURRENT		
(b) INTEREST ACCRUED BUT NOT DUE	0.96	0.77
(c) INTEREST ACCRUED AND DUE	-	4.02
(d) UNPAID DIVIDENDS*	35.90	29.22
(e) PAYABLE TO EMPLOYEE	234.30	91.76
(f) SECURITY/TRADE DEPOSITS RECEIVED	0.55	1.05
TOTAL	271.72	126.83

*There is no amount due and outstanding as on 31st March 2022 to be credited to Investor Education and Protection Fund. The unpaid dividend for the financial year 2013-14 of Rs. 3.91 Lakhs which has been paid to Investor Protection Reserve Fund on 13.10.2021.



NOTES FORMING PART OF THE STANDALONE FINANCIAL STATEMENTS

(Rs. In Lakhs)

NOTE 19. PROVISION	AS AT 31st MARCH 2022	AS AT 31st MARCH 2021
A) NON CURRENT		
PROVISION FOR EMPLOYEE BENEFITS : LEAVE ENCASHMENT SALARY PAYABLE	34.38	34.59
TOTAL	34.38	34.59

B) CURRENT

PROVISION FOR EMPLOYEE BENEFITS : LEAVE ENCASHMENT SALARY PAYABLE	15.22	13.00
OUTSTANDING EXPENSES	72.89	37.46
TOTAL	88.10	50.46

19.1 The board of Directors had recomonded a final dividend @ Rs. 3.00/- per equity share of Rs. 10/- each on 33.05 Lakhs equity shares aggregating to Rs. 99.14 Lakhs for the year ended 31.03.2022 subject to approval for the members in the Annual General Meeting.

The Copmany had paid the final dividend of Rs. 132.19 Lakhs for the year ended 31.03.2021 in the current financial year after the aproval in the AGM which has been reflected in note no 15 & also paid interim dividend of Rs. 462.67 Lakhs for the year ended 31.03.2022.

(Rs. In Lakhs)

NOTE 20. DEFERRED TAX LIABILITY / (ASSET) (NET)	AS AT 31st MARCH 2022	AS AT 31st MARCH 2021
(a) DEFERED TAX LIABILTY: RELATED TO FIXED ASSET DUE TO FVTPL OF INVESTMENT	86.28 71.86	46.10 57.27
(b) DEFERED TAX ASSET: DISALLOWANCES UNDER THE INCOME TAX ACT 1961 (NET)	(39.55)	(65.39)
TOTAL	118.59	37.99

(Rs. In Lakhs)

NOTE 21. TRADE PAYABLES	AS AT 31st MARCH 2022	AS AT 31st MARCH 2021
TRADE PAYABLES *		
(a) PAYABLE TO MICRO SMALL & MEDIUM ENTERPRISE	68.93	10.88
(b) PAYABLE TO OTHERS	444.50	420.69
TOTAL	513.43	431.57

21.1 The Company has received intimation from suppliers regarding their status under Micro, Small and Medium Enterprises Devlopment Act, 2006 and hence the following disclosures are given wrt. the extent of information as identified with the company :

21.2 ADDITIONAL INFORMATION ON TRADE PAYABLES.

AS ON 31ST MARCH 2022.

Particulars	Outstanding for following periods from due date of payment					Total
	Not Due	Less than 1 Year	1-2 years	2-3 years	More than 3 years	
(i) MSME	40.10	28.83	-	-	-	68.93
(ii) Others	281.50	156.39	2.00	0.70	3.91	444.50
(iii) Disputed Dues - MSME	-	-	-	-	-	-
(iv) Disputed Dues - Others	-	-	-	-	-	-
TOTAL	321.60	185.22	2.00	0.70	3.91	513.43

NOTES FORMING PART OF THE STANDALONE FINANCIAL STATEMENTS

AS ON 31ST MARCH 2021.

Particulars	Outstanding for following periods from due date of payment					
	Not Due	Less than 1 Year	1-2 years	2-3 years	More than 3 years	Total
(i) MSME	26.00	25.82	-	-	-	51.82
(ii) Others	275.72	96.92	0.78	0.21	6.12	379.75
(iii) Disputed Dues - MSME	-	-	-	-	-	-
(iv) Disputed Dues - Others	-	-	-	-	-	-
TOTAL	301.72	122.74	0.78	0.21	6.12	431.57

21.3 THE DISCLOSURES PURSUANT TO THE SAID MSMED ACT ARE AS FOLLOWS :

Micro and small enterprises	2022	2021
a) dues remainin unpaid at the end of accounting year		
- principal	68.93	10.88
- interest on above	-	-
b) Interest paid as per section 16 of MSMED act along with payments beyond the apponted day during the year		
- principal paid beyond the aponted day	-	-
- interest paid as above	-	-
c) Interest due and payable for delay of amount paid beyond appointed day during the year	0.19	0.17
d) further interest due and payable in the subsiding year untill such date when amount is actualy paid	-	-
e) amount of interest accrued and remaing unpaid	0.19	0.17

Medium enterprises		
a) dues remainin unpaid at the end of accounting year		
- principal	-	40.94
- interest on above	-	-
b) Interest paid as per section 16 of MSMED act along with payments beyond the apponted day during the year		
- principal paid beyond the aponted day	-	-
- interest paid as above	-	-
c) Interest due and payable for delay of amount paid beyond appointed day during the year	-	-
d) further interest due and payable in the subsiding year untill such date when amount is actualy paid	-	-
e) amount of interest accrued and remaing unpaid	-	-



NOTES FORMING PART OF THE STANDALONE FINANCIAL STATEMENTS

(Rs. In Lakhs)

NOTE 22. OTHER LIABILITIES	AS AT 31st MARCH 2022	AS AT 31st MARCH 2021
CURRENT		
(a) ADVANCES RECEIVED FROM CUSTOMERS	25.52	13.26
(b) OTHERS (FOR EXPENSES)	2.44	3.64
(c) OTHERS		
(i) GOVERNMENT GRANTS (DEFERRED INCOME)	-	0.26
(ii) STATUTORY LIABILITIES	79.14	91.96
TOTAL	107.10	109.13

Note : GOVERNMENT GRANT (Deferred Income)

(Rs. In Lakhs)

Particulars	As at March 31, 2022	As at March 31, 2021
As at April 1	0.26	2.13
Received during the year		
Released to statement of profit and loss	(0.26)	(1.87)
As at March 31	-	0.26

(Rs. In Lakhs)

NOTE 23. CURRENT TAX LIABILITIES (NET)	FOR THE YEAR ENDED 31st MARCH 2022	FOR THE YEAR ENDED 31st MARCH 2021
PROVISION FOR TAX (NET)	22.22	57.35
TOTAL	22.22	57.35

(Rs. In Lakhs)

NOTE 24. REVENUE FROM OPERATION	FOR THE YEAR ENDED 31st MARCH 2022	FOR THE YEAR ENDED 31st MARCH 2021
SALE OF PRODUCTS	8,496.06	6,138.84
OTHER OPERATING REVENUE	144.16	62.75
TOTAL	8,640.22	6,201.59

(Rs. In Lakhs)

NOTE 25. OTHER INCOME	FOR THE YEAR ENDED 31st MARCH 2022	FOR THE YEAR ENDED 31st MARCH 2021
INTEREST	24.48	62.42
NET GAIN ON SALE OF INVESTMENT & RECOGNITION FVTPL**	142.31	223.12
FOREIGN EXCHANGE FLUCTUATION	84.29	2.19
PROFIT ON SALE OF PROPERTY, PLANT AND EQUIPMENT	6.77	2.26
GOV GRANTS ON PROPERTY, PLANT AND EQUIPMENT *	0.26	1.87
PROVISION FOR DOUBTFUL DEBTS WRITE BACK	4.45	2.73
MISCELLANEOUS INCOME	19.89	0.79
TOTAL	282.44	295.38

*Government grants have been received for the purchase of certain items of Property, Plant and Equipment. There are no unfulfilled conditions or contingencies attached to these grants as at March 31, 2022.

** Net Gain on Investment includes gain on account of recognition FVTPL Rs. 56.68 Lakhs (P.Y. Rs. 159.77 Lakhs)

NOTES FORMING PART OF THE STANDALONE FINANCIAL STATEMENTS

	(Rs. In Lakhs)	
NOTE 26. COST OF MATERIAL CONSUMED :	FOR THE YEAR ENDED 31st MARCH 2022	FOR THE YEAR ENDED 31st MARCH 2021
(A) RAW MATERIAL		
OPENING STOCK	786.78	517.41
ADD: PURCHASES	3,569.68	2,840.45
	4,356.46	3,357.86
LESS : CLOSING STOCK	653.75	786.78
TOTAL (A)	3,702.71	2,571.08
(B) CONSUMPTION OF SPARES		
OPENING STOCK	68.73	51.75
ADD : PURCHASES	80.14	58.78
	148.88	110.53
LESS : CLOSING STOCK	58.87	68.73
TOTAL (B)	90.00	41.79
TOTAL (A + B)	3,792.72	2,612.87

	(Rs. In Lakhs)	
NOTE 27. PURCHASE OF STOCK-IN-TRADE	FOR THE YEAR ENDED 31st MARCH 2022	FOR THE YEAR ENDED 31st MARCH 2021
- YARN	670.37	668.84
TOTAL	670.37	668.84

	(Rs. In Lakhs)	
NOTE 28. CHANGES IN INVENTORIES OF FINISHED GOODS, STOCK-IN-TRADE AND WORK IN PROGRESS	FOR THE YEAR ENDED 31st MARCH 2022	FOR THE YEAR ENDED 31st MARCH 2021
CLOSING STOCK		
- FINISHED GOODS	359.88	436.14
- SEMI FINISHED GOODS	26.06	19.83
TOTAL (A)	385.93	455.97
LESS: OPENING STOCK		
- FINISHED GOODS	436.14	419.79
- SEMI FINISHED GOODS	19.83	12.35
TOTAL (B)	455.97	432.14
INCREASE/(DECREASE) IN STOCK (A - B)	(70.03)	23.83

	(Rs. In Lakhs)	
NOTE 29. EMPLOYEE BENEFITS EXPENSES	FOR THE YEAR ENDED 31st MARCH 2022	FOR THE YEAR ENDED 31st MARCH 2021
SALARY, WAGES, BONUS & LEAVE SALARY	1,194.20	946.45
CONTRIBUTION TO PROVIDENT FUND & OTHER FUNDS	37.50	27.39
GRATUITY	9.26	9.49
STAFF WELFARE & OTHER AMENITIES	44.93	22.18
TOTAL	1,285.89	1,005.52



NOTES FORMING PART OF THE STANDALONE FINANCIAL STATEMENTS

(Rs. In Lakhs)

NOTE 30. FINANCE COST	FOR THE YEAR ENDED 31st MARCH 2022	FOR THE YEAR ENDED 31st MARCH 2021
INTEREST	52.24	66.04
OTHER BORROWING COST	24.75	14.82
TOTAL	76.98	80.85

(Rs. In Lakhs)

NOTE 31. DEPRECIATION	FOR THE YEAR ENDED 31st MARCH 2022	FOR THE YEAR ENDED 31st MARCH 2021
DEPRECIATION & AMORTISATION EXPENSE	198.62	181.72
ADD : DEPRECIATION ON IMPAIRED ASSETS	-	14.21
ADD : PRIOR PERIOD DEPRECIATION	-	8.11
TOTAL	198.62	204.05

(Rs. In Lakhs)

NOTE 32. OTHER EXPENSES	FOR THE YEAR ENDED 31st MARCH 2022	FOR THE YEAR ENDED 31st MARCH 2021
A) MANUFACTURING EXPENSES		
DIESEL EXPENSES	8.68	5.71
GAS EXPENSES	29.18	21.75
ELECTRICITY CHARGES	206.21	179.83
FACTORY EXPENSES	12.85	12.02
REPAIRS AND MAINTENANCE-BUILDING	28.57	4.44
REPAIRS AND MAINTENANCE-PLANT & MACHINERY	0.31	1.41
REPAIRS AND MAINTENANCE-OTHERS	47.64	41.72
LABOUR & PROCESSING CHARGES	461.50	432.57
TESTING CHARGES	1.29	1.47
TOTAL (A)	796.24	700.92
B) SELLING & DISTRIBUTION EXPENSES		
FREIGHT & FORWARDING CHARGES	335.68	258.59
OTHERS	15.35	4.94
TOTAL (B)	351.02	263.53
C) ADMIN EXPENSES		
REPAIRS & MAINTENANCE	7.14	5.43
AUDITORS REMUNERATION AND EXPENSES (REFER NOTE 38)	4.07	4.07
PROVISION FOR BAD & DOUBTFUL DEBTS	0.63	39.34
SPENDING ON CSR ACTIVITIES (REFER NOTE 45)	12.02	2.11
DONATION (OTHERS)	2.00	0.63
INSURANCE CHARGES	23.95	21.25
LEGAL & PROFESSIONAL CHARGES	129.74	140.70
MISCELLANEOUS EXPENSES	70.49	61.28
CONVEYANCE & TRAVELING	35.80	21.92
PRIOR PERIOD EXPENSES	-	2.00
RENT	66.55	67.24
RATES & TAXES	9.09	2.50
TOTAL (C)	361.46	368.47
GRAND TOTAL (A+B+C)	1,508.72	1,332.93

NOTES FORMING PART OF THE STANDALONE FINANCIAL STATEMENTS

(Rs. In Lakhs)

NOTE 33. EXTRAORDINARY ITEMS	FOR THE YEAR ENDED 31st MARCH 2022	FOR THE YEAR ENDED 31st MARCH 2021
GST INPUT CREDIT REVERSAL	(17.32)	137.23
SUNDRY CREDITORS WRITTEN OFF	-	(15.08)
INTEREST PAID ON CUSTOM DUTY UPON NON FULFILLMENT OF EPCG LICENSE	-	12.78
TOTAL (A)	(17.32)	134.94

(Rs. In Lakhs)

NOTE 34. TAX EXPENSES	FOR THE YEAR ENDED 31st MARCH 2022	FOR THE YEAR ENDED 31st MARCH 2021
A) INCOME TAX EXPENSES :		
CURRENT TAX		
CURRENT TAX ON PROFITS FOR THE YEAR	306.00	79.53
SHORT/(EXCESS) INCOME TAX PROVISION	18.26	(2.88)
TOTAL CURRENT TAX EXPENSES	324.26	76.65
DEFERRED TAX		
DEFERRED TAX (ASSET)/LIABILITY	76.40	44.69
TOTAL (A)	400.66	121.34
B) RECONCILIATION OF TAX EXPENSES AND THE ACCOUNTING PROFIT MULTIPLIED BY INDIA'S TAX RATE :		
PROFIT BEFORE TAX	1,336.65	480.80
ENACTED INCOME TAX RATE IN INDIA APPLICABLE TO COMPANY	25.168%	27.82%
CURRENT INCOME TAX EXPENSES ON PROFIT BEFORE TAX CALCULATED AT THE RATE ABOVE	336.41	133.76
TAX EFFECT OF AMOUNT WHICH ARE NOT DEDUCTIBLE/(TAXABLE) IN CALCULATING TAXABLE INCOME		
EXEMPTED INCOME	(2.82)	(1.39)
EXPENSES DISALLOWED	4.28	(3.02)
ITEMS SUBJECT TO DIFFERENTIAL TAX RATE	(17.70)	(6.64)
ADJUSTMENTS FOR CURRENT TAX OF PRIOR PERIOD	18.26	(2.88)
OTHERS	62.23	1.50
LOSS AVAILABLE FOR OFFSET / CARRY FORWARD TO NEXT YEAR	-	-
TOTAL INCOME TAX EXPENSES	400.66	121.34

Note : During the year ended 31st March, 2020, the Government of India vide Taxation Laws (Amendment) Tax Ordinance, 2019 allowed an option to the domestic companies to switch to a lower tax rate structure of 22% (25.17% including surcharge and cess) from the earlier 25% (27.82% including surcharge and cess) subject to condition that the Company will not avail any of the specified deductions / incentives under the Income Tax Act. During the previous year post finalisation of financial statements the Company has elected to switch to new regime of lower tax rate for F.Y. 2020-21 & filed the tax returns accordingly.



NOTES FORMING PART OF THE STANDALONE FINANCIAL STATEMENTS

NOTE 35: Contingent Liabilities :-

- a) Unredeemed Bank Guarantees & Letter of credit are Rs. 22.67 Lakhs (P.Y. Rs. 37.95 Lakhs)
- b) Claims against the company not acknowledged as debts
 - Income Tax Liability Rs. 1,233.10 Lakhs (P.Y. Rs. 5.22 Lakhs)
- c) The company has filed legal suit against debtors towards recovery of Rs. 38.28 Lakhs and the provision for impairment / doubtful debts has been made for the same. The outcome of the legal case is subject to final realization.

NOTE 36-A:

Capital Commitments:- Estimate amount of contract remaining to be executed on Capital Account & not provided for Rs Nil (P.Y. Rs 24.01 Lakhs) against which advance has been paid of Rs. Nil (P.Y. Rs. 5.98 Lakhs)

NOTE 36-B:

Assets Pledged as Security:-The carrying amounts of assets pledged as security for current and non-current borrowing are,

(Rs. in Lakhs)

	As At 31 st March 2022	As At 31 st March 2021
Current Assets		
Financial Assets		
Trade Receivables	1569.16	1343.91
	1569.16	1343.91
Non Financial Assets		
Inventories	1098.55	1311.48
	1098.55	1311.48
Total Current Assets Pledged as Security	2667.71	2655.39
Non-Current Assets at WDV.		
Land	24.13	24.13
Building	184.75	195.28
Plant and Machinery	728.31	619.74
Total non-current assets Pledged as Security	937.19	839.15
Total Assets Pledged as Security	3604.90	3494.54

NOTE 37: Balance Confirmation

The balance confirmations in respect of debtors, creditors, advances, loans and deposits as at 31st March 2022 have been called for and are subject to confirmation & reconciliation as the necessary communication in this respect is not received from them. The management has scrutinized the accounts and the balances appearing in the Balance Sheet are correct.

In the opinion of the management, no item of current assets, loans and advances has a value on realization in the ordinary course of business, which is less than the amount of value at which it is stated in the Balance Sheet, unless otherwise specified.

NOTE 38: Auditor Remuneration's:-

(Rs. in Lakhs)

Payment to Auditors	2021-22	2020-21
a) Audit Fees	2.50	2.50
b) Tax Audit Fees	-	-
c) Limited Review Certificate	1.50	1.50
d) Other Taxation Matters	-	-
e) Certification Charges	-	-
f) Out of Pocket Expense	0.07	0.07
Total	4.07	4.07

NOTES FORMING PART OF THE STANDALONE FINANCIAL STATEMENTS

NOTE 39: Unhedged Foreign Currency Exposure & Derivative Instruments:-

(A) Foreign Currency exposure are as follows :

(Rs. in Lakhs)

Particulars	31/03/2022		31/03/2021	
	Amount	Amount	Amount	Amount
	(in USD \$ in laks)	(in Rs. in lakhs)	(in USD \$ in laks)	(in Rs. in lakhs)
Sundry Debtors	8.47	643.12	2.76	199.74
Balance in EFC A/c	0.14	10.62	0.86	62.84
Investment in Equity shares of subsidiary	8.50	563.53	8.50	563.53
Total Assets :	17.11	1217.27	12.12	826.11
Trade Payable	0.09	6.97	-	-
Total Liabilities :	0.09	6.97	-	-
Net Exposure	17.02	1210.30	12.12	826.11

(B) Forward Contracts for hedge of Trade Receivables, Loans and under firm commitments/high probable forecast transactions are as follows :

(Rs. in Lakhs)

Particulars	31-03-2022		31-03-2021	
	Amount (in USD \$ in laks)	Amount (in Rs. in lakhs)	Amount (in USD \$ in laks)	Amount (in Rs. in lakhs)
Forward Contracts	7.44	569.89	2.70	199.41

Mark-to-market Gain recognized in the statement of Profit & Loss (Profit) Rs. 1.80 Lakhs

(Profit for P.Y. of Rs. 0.76 Lakhs)

NOTE 40: Employee Benefits Obligations:-

a) **Defined contribution plans-** The Company has recognized the following amounts in the Statement of Profit & loss for the Year :

(Rs. in Lakhs)

Particular's	2021-22	2020-21
Employer's Contribution to Provident Fund	17.95	12.61
Employer's Contribution to E.S.I.C	2.55	1.71
Employer's Contribution to Escrow Deposit Scheme	3.43	3.38
Interest paid on Employee Escrow Scheme	11.53	10.81
Interest on Security Deposit	0.11	0.20

b) **Defined benefit plans - Gratuity & Leave Encashment:**

Gratuity: - The Company operates a gratuity plan which is administrated through HDFC Standard Life Insurance Company Limited and a trust which is administrated through trustees. Every employee is entitled to a minimum benefit equivalent to 15 days salary last drawn for each completed year of service in line with Payment of Gratuity act, 1972. The same is payable at the time of separation from the company or retirement, whichever is earlier or death in service.

Leave Encashment: - The employees are entitled to accumulate compensated absence upto specified days as per company policy, which is payable at the time of separation from company i.e. retirement or death in service at the rate of last drawn salary.

The details on Company's Gratuity and Leave Encashment liabilities employees are given below which is certified by the actuary and relied upon by the auditors.

NOTES FORMING PART OF THE STANDALONE FINANCIAL STATEMENTS

(i) Reconciliation of Opening & Closing balance of Present Value of Defined benefit Obligation (DBO):

	Gratuity		Leave Encashment	
	31.03.22	31.03.21	31.03.22	31.03.21
Change in Benefit Obligation	(Amount in Rs. in Lakhs)			
Present Value of Obligation (Opening)	73.60	73.57	47.59	51.50
Interest Cost	4.93	4.12	3.19	2.88
Current Service Cost	10.35	10.15	8.18	8.70
Past Service Cost	-----	-----	-----	-----
Benefits Paid	(1.65)	(1.56)	(2.03)	(3.55)
Actuarial (Gain)/Loss on Obligation – Due to change in Financial Assumptions.	(2.92)	(14.13)	(1.62)	(2.31)
Actuarial (Gain)/Loss on Obligation – Due to Experience.	(2.87)	1.45	(5.71)	(1.66)
Present value of Obligation (Closing)	81.44	73.60	49.60	47.59

(ii) Reconciliation of Opening & Closing balance of Fair Value of Plan Assets: (Rs. in Lakhs)

Fair value of plan Assets 01/04/2021	89.83	85.38	NIL	NIL
Expected Return on Plan Assets	6.01	4.78	NIL	NIL
Contribution	-----	-----	2.03	3.55
Benefits paid	(1.65)	(1.56)	(2.03)	(3.55)
Actuarial (Gain)/Loss on plan Assets - Due to Experience.	0.03	1.23	NIL	NIL
Fair value of plan Assets 31/03/2022	94.22	89.83	NIL	NIL

Fair value of plan assets for gratuity represents the amount as confirmed by Insurer Manager Funds.

(iii) Balance Sheet Recognition: (Rs. in Lakhs)

(Present Value of Obligation)	(81.44)	(73.60)	(49.60)	(47.59)
Fair value of Plan Assets	94.22	89.83	NIL	NIL
Funded Status (Surplus /(Deficit))	12.78	16.23	(49.60)	(47.59)
Un-recognised past Service Cost	NIL	NIL	NIL	NIL
Net (Liability) recognized in the Balance Sheet	NIL	NIL	(49.60)	(47.59)

(iv) (a) Profit and Loss – Expenses Recognition (Rs. in Lakhs)

Current Service Cost	10.35	10.15	8.18	8.70
Interest Cost	4.93	4.12	3.19	2.88
Expected Return on Plan Assets	(6.02)	(4.78)	NIL	NIL
Re-measurement (or Actuarial) (gain) / loss	----	----	(7.33)	(11.94)
Past Service Cost	-----	-----	-----	-----
Expenses to be recognized in P/L Account	9.26	9.49	4.04	(0.36)

NOTES FORMING PART OF THE STANDALONE FINANCIAL STATEMENTS

(b) Other Comprehensive Income

(Rs. in Lakhs)

Actuarial (gains) / losses				
- change in demographic assumptions	NIL	(10.54)	NIL	NIL
- change in financial assumptions	(2.92)	(3.59)	NIL	NIL
experience variance (i.e. Actual experience v/s assumptions)	(2.86)	1.45	NIL	NIL
Return on plan assets, excluding amount recognised in net interest expense	(0.03)	(1.23)	NIL	NIL
Components of defined benefit costs / (income) recognised in Other Comprehensive Income	(5.81)	(13.91)	NIL	NIL

- v) For Each major category of plan assets, following is the percentage that each major category constitutes of the fair value of the plan assets: (Rs. in Lakhs)

Particular's	Gratuity as on 31 st March 2022		Gratuity as on 31 st March 2021	
	Amount	Rate %	Amount	Rate %
Insurer managed fund	94.22	100%	89.83	100%
Total	94.22	100%	89.83	100%

- vi) The overall expected rate of return on assets is based on the expectation of the average long term rate of return expected on investments of the fund during the estimated term of the obligations.
- vii) The Actual Return on plan assets is as follows:- (Rs. in Lakhs)

Particular's	Gratuity 2021-22	Gratuity 2020-21
	Amount	Amount
Actual return on plan assets	6.01	4.78

- (viii) Following are the Principal Actuarial Assumptions used as at the balance sheet date:

Particular's	Gratuity	Leave Encashment
Discount Rate	7.20 %	7.20 %
Expected Return on Plan Assts	6.95 %	0.00 %
Mortality	Indian Assured Lives Mortality (2012-14)	Indian Assured Lives Mortality (2012-14)
Future Salary Increases	3.00 % PA	3.00 % PA
Attrition	5.00 % for Service Group.	5.00 %

- ix) Amount recognized in current year and previous four years for Gratuity & Leave Encashment:-

a) Gratuity:

(Rs. in Lakhs)

Particular's	2021-22	2020-21	2019-20	2018-19	2017-18
Defined benefit obligation	81.44	73.60	73.57	69.47	65.47
Plan assets	94.22	89.83	85.38	87.75	85.63
Surplus /(deficit)	12.78	16.23	11.81	18.28	20.15
Experience adjustment on plan liabilities	2.86	(1.45)	0.89	5.25	22.36
Experience adjustment on plan assets	0.03	1.23	0.47	0.72	0.84

NOTES FORMING PART OF THE STANDALONE FINANCIAL STATEMENTS

b) Leave Encashment:

(Rs. in Lakhs)

Particular's	2021-22	2020-21	2019-20	2018-19	2017-18
Defined benefit obligation	49.60	47.59	51.50	37.89	39.79
Plan assets	NIL	NIL	NIL	NIL	NIL
Surplus /(deficit)	(49.60)	(47.59)	(51.50)	(37.89)	(39.79)
Experience adjustment on plan liabilities	5.71	1.66	0.65	3.51	1.74
Experience adjustment on plan assets	NIL	NIL	NIL	NIL	NIL

NOTE 41:

A) Segment Reporting:

In the opinion of the management the company is mainly engaged in the business of manufacturing of Elastic and all other activities of the Company including supply of raw materials to subsidiary of Rs. 859.36 Lakhs (P.Y. Rs. 895.25 Lakhs) revolve around the main business, and as such, there are no separate reportable segments.

B) Secondary Business Segment: (Rs. in Lakhs)

Description	Mumbai		Dadra	
	Rs. in Lakhs		Rs. in Lakhs	
	2021-22	2020-21	2021-22	2020-21
Segment Revenue (Gross)				
(i) Within India	181.31	286.45	2,814.24	2,568.93
(ii) outside India	-	1.37	4,367.82	2,044.27
Total	181.31	287.82	7,182.06	4,613.20
Segment Fixed Assets (Gross)				
(i) Within India	375.23	209.98	1,979.48	1,836.26
(ii) outside India	-	NIL	-	NIL
Total	375.23	209.98	1979.48	1,836.26
Other Assets				
(i) Within India	3,310.46	3,463.10	2,204.02	2,186.57
(ii) outside India	563.53	563.53	-	NIL
Total	3873.99	4,026.63	2,204.02	2,186.57

Description	Palghar		Vapi	
	Rs. in Lakhs		Rs. in Lakhs	
	2021-22	2020-21	2021-22	2020-21
Segment Revenue (Gross)				
(i) Within India	403.32	431.54	1,083.59	1,132.33
(ii) outside India	-	NIL	72.40	32.09
Total	403.32	431.54	1,155.99	1,164.41
Segment Fixed Assets (Gross)				
(i) Within India	223.63	219.11	784.22	636.32
(ii) outside India	-	NIL	-	NIL
Total	223.63	219.11	784.22	636.32
Other Assets				
(i) Within India	314.73	320.07	819.06	760.20
(ii) outside India	-	NIL	-	NIL
Total	314.73	320.07	819.06	760.20

NOTES FORMING PART OF THE STANDALONE FINANCIAL STATEMENTS

NOTE 42:

Related Party Disclosures

A List of Related Parties and Relationship

a) Subsidiaries : -

Premco Global Vietnam Co. Ltd.	Subsidiary
--------------------------------	------------

b) Associates: -

Premco Industries	Enterprise on which significant influence is exercised having common directors/partners.
-------------------	--

c)

1) Key Management Personnel : -

Mr. Ashok B. Harjani	Chairman & Managing Director
Mr. Lokesh P. Harjani	Director
Mrs. Nisha P. Harjani	Director & CFO
Mrs. Sonia A. Harjani	Director
Mr. Gaurish Tawte	Company secretary
Mr. R. C. Panwar	CEO
Mr. Prem I. Gidwani	Independent Director
Mrs. Sonu A. Chowdhry	Independent Director
Mr. Lalit D. Advani	Independent Director
Mr. Rajesh M. Mahtani	Independent Director

2) Relative of Key Management Personnel:-

- Mr. Prem B. Harjani – Spouse of Director.
- Mr. Suresh B. Harjani – Brother of Director.
- Mrs. Ahillya Harjani – Daughter of Director.
- Mr. Andrew Harding- Son in law of Director.

B) Related Party Transactions

I) Subsidiary	2021-22	2020-21
	(Rs. In Lakhs)	(Rs. In Lakhs)
1. Loan Given (Closing Balance Rs. Nil / P. Y. Nil)	----	226.89
2. Sale of Goods (Closing Balance Rs. 74.76 Lakhs /PY Rs. 31.21 Lakhs)	1,232.73	1,125.33
3. Interest Received (Including receivables Rs. Nil (P.Y. Rs. Nil)	----	1.37
4. Reimbursement of expenses (Closing Balance Rs. 0.06 Lakhs / P.Y. Rs. 0.22 Lakhs)	0.20	4.57
II) Associates Enterprises		
1. Security Deposit given (Closing Balance Rs. Nil / P.Y. Rs. 32.00 Lakhs)	-	-
2. Rent Paid	53.50	64.20
3. Reimbursement of expenses (Closing Balance Rs. Nil / P.Y. Rs. 0.13 Lakhs)	21.38	29.12
4. Dividend paid	----	3.72
III) Key Management Persons		
1. Remuneration, Bonus & Perks	340.14	254.80
2. Imprest Account (Closing Balance Rs. Nil /P.Y. Rs. Nil)	2.16	-

NOTES FORMING PART OF THE STANDALONE FINANCIAL STATEMENTS

I) Subsidiary	2021-22	2020-21
	(Rs. In Lakhs)	(Rs. In Lakhs)
3. Tour Advance (Closing Balance Rs. 2.68 Lakhs / P.Y. Rs. 2.68 Lakhs)	-	-
4. Reimbursement of expenses	269.67	230.98
5. Advance Given (Closing Balance Rs. 8.34 Lakhs / P.Y. Rs. Nil)	64.55	42.01
6. Loan taken (Closing Balance Rs. Nil / P.Y. Rs 512.23 Lakhs)	322.00	313.00
7. Interest Paid	36.43	45.53
8. Directors Sitting Fees	0.69	0.63
9. Dividend paid	332.00	58.49
IV) Relative of Key Management Personnel		
1. Remuneration, Bonus & Perks	39.07	33.62
2. Tour Advance (Closing Balance Rs. 0.53 Lakhs/P.Y. Rs. 12.06 Lakhs)	23.70	22.69
3. Advance Given (Closing Balance Rs. 0.50 Lakhs /P.Y. Rs. NIL)	3.41	1.22
4. Dividend paid	51.55	26.21

C) Disclosure of Material transactions with related parties.

Particulars	2021-22	2020-21
	(Rs. In Lakhs)	(Rs. In Lakhs)
a) Rent Paid		
1. Premco Industries	53.50	64.20
b) Remuneration, Bonus & Perks		
1. Ashok B. Harjani	122.07	99.69
2. Lokesh P. Harjani	102.79	71.86
3. Nisha P. Harjani	54.63	46.22
4. Sonia A. Harjani	3.25	3.49
5. R. C. Panwar	51.51	28.61
6. Gaurish Tawte	5.90	4.93
8. Ahillya A. Harjani	16.75	13.47
9. Andrew Harding	22.32	20.15
c) Interest Paid		
1. Ashok B. Harjani	20.48	31.29
2. Sonia A. Harjani	15.95	14.24
d) Loan Taken		
1. Ashok B. Harjani	217.00	187.00
2. Sonia A. Harjani	105.00	126.00
e) Directors Sitting Fees		
1. Prem Gidwani	0.18	0.18
2. Rajesh Mahtani	0.18	0.15
1. Sonu Chowdhary	0.18	0.18
2. Lalit Advani	0.15	0.12

NOTES FORMING PART OF THE STANDALONE FINANCIAL STATEMENTS

Particulars	2021-22	2020-21
	(Rs. In Lakhs)	(Rs. In Lakhs)
f) Dividend Paid		
1. Ashok B. Harjani	256.81	38.59
2. Sonia A. Harjani	0.67	0.07
3. Nisha P. Harjani	9.13	2.39
4. Lokesh P. Harjani	65.39	17.44
5. Suresh B. Harjani	2.08	17.08
6. Prem B. Harjani	49.47	12.85
7. Premco Industries	---	3.72

NOTE 43:

Adoption of Ind AS 116 – Leases

- (a) Effective 1st April 2019, the Company has adopted Ind AS 116 - Leases using a modified retrospective approach. Accordingly, on initial application of Ind AS 116, in respect of leases previously classified as operating leases, lease liability is measured at the present value of remaining lease payments discounted using the incremental borrowing rate at the date of initial application and the Right-of-use asset has been measured at the amount equal to lease liability, adjusted for any prepaid or accrued lease payments recognised in the balance sheet immediately before the date of initial application.
- (b) Effect of application of Ind AS 116 on transaction date subsequent to addition is disclosed below.
- Lease liabilities recognised on the date of initial application: Rs. 243.41 Lakhs
 - Right of use asset recognised on the date of initial application: Rs. 243.41 Lakhs

NOTE 44: Earning Per Share:

Basic & Diluted:	Current Year	Previous Year
	(Rs. In Lakhs)	(Rs. In Lakhs)
Profit/(Loss) after Tax as per Accounts (Rs. in Lakhs)	948.49	358.94
Weighted Average No. of Shares Issued (No in Lakhs)	33.05	33.05
Basic & Diluted EPS (Rs.)	28.32	10.88

NOTE 45 : Corporate Social Responsibility (CSR) Activities :-

Premco's CSR initiatives and activities are aligned to the requirements of Section 135 of the Companies Act 2013. The primary focus areas are Child education, Sports and Health care. The Company invests in basic health care, education and social welfare activities to support the basic needs of communities.

a) Amount Spent during the year: (Rs. In Lakhs)

Sr No	Particulars	Year Ended 31.03.2022	Year Ended 31.03.2021
1	Construction/acquisition of any asset	-	-
2	Other than the above	11.55	6.41

NOTES FORMING PART OF THE STANDALONE FINANCIAL STATEMENTS

b)

Sr No	Particulars	Year Ended 31.03.2022	Year Ended 31.03.2021
1	Amount required to be spent by the Company during the year	1.43	2.77
2	Amount of expenditure incurred	11.55	6.41
3	Shortfall at the end of the year	-	-
4	Total of previous years shortfall	-	5.71
5	Reasons for shortfall	-	-
6	Details of related party transactions	-	-
7	Where a provision is made with respect to a liability incurred by entering into a contractual obligation, the movements in position	-	-
	Nature of CSR Activities :	Child education, Sports, Health care and Social welfare activities.	

NOTE 46: Fair value disclosures for financial assets and financial liabilities

(Rs.in Lakhs)

Financial instruments by category	As at March 31, 2022		As at March 31,2021	
	FVTPL	Amortised Cost	FVTPL	Amortised Cost
Financial assets				
Investments				
- Equity instruments		563.53		563.53
- Debentures	226.50	129.96	206.70	129.96
- Mutual Funds	2,059.87		2,368.84	
Trade receivables		1,569.15		1,343.91
Cash and cash equivalents		565.65		425.15
Bank balances other than cash and cash equivalents		68.38		61.70
Loans		17.06		14.20
Other financial assets		57.23		74.24
Total Financial assets	2,286.37	2,970.96	2,575.54	2,612.69
Financial Liabilities				
Borrowings		182.93		665.07
Lease Liabilities		183.79		-
Trade payables		513.43		431.57
Other financial liabilities	156.36	115.37	167.31	107.78
Total Financial liabilities	156.36	995.52	167.31	1,204.42

Note : FVOCI – There were no amounts for FVOCI.

(i) Fair value hierarchy

This section explains the judgments and estimates made in determining the fair values of the financial instruments that are (a) recognized and measured at fair value and (b) measured at amortized cost and for which fair values are disclosed in the financial statements. To provide an indication about the reliability of the inputs used in determining fair value, the Company has classified its financial instruments into the three levels prescribed under the accounting standard. An explanation of each level follows underneath the table.

NOTES FORMING PART OF THE STANDALONE FINANCIAL STATEMENTS

Financial assets and liabilities measured at fair value - recurring fair value measurements as at March 31, 2022	Notes	Level 1	Level 2	Level 3	Total
Financial assets					
Financial investments at FVTPL					2,286.37
Mutual funds & Debentures	6A,6B		2,286.37		
Total financial assets		-	2,286.37	-	2,286.37
Financial liabilities					
Other financial liabilities	18B		156.36		156.36
Total Financial Liabilities		-	156.36	-	156.36

(Rs.in Lakh)

Financial assets and liabilities measured at amortised cost for which fair values are disclosed as at March 31, 2022	Notes	Level 1	Level 2	Level 3	Total
Financial assets					
Equity Instruments	6A,6B			563.53	563.53
Debentures	6A,6B			129.96	129.96
Trade receivables	11			1,569.15	1,569.15
Cash and cash equivalents	12			565.65	565.65
Bank balances other than cash and cash equivalents	13			68.38	68.38
Loans	7A,7B			17.06	17.06
Other financial assets	8A,8B			57.23	57.23
Total financial assets		-	-	2,970.96	2,970.96
Financial liabilities					
Borrowings	16A,16B			182.93	182.93
Lease Liabilities	17A,17B			183.79	183.79
Trade payables	21			513.43	513.43
Other financial liabilities	18A,18B			115.37	115.37
Total financial liabilities		-	-	995.52	995.52

Financial assets and liabilities measured at fair value - recurring fair value measurements as at March 31, 2021	Notes	Level 1	Level 2	Level 3	Total
Financial assets					
Financial investments at FVTPL					2,575.54
Mutual funds	6A,6B		2,575.54		-----
Other financial Assets	8B		-----		
Total financial assets		-	2,575.54	-	2,575.54
Financial liabilities					
Other financial liabilities	18A,18B		167.31		167.31
Total financial assets & liabilities		-	167.31	-	167.31



NOTES FORMING PART OF THE STANDALONE FINANCIAL STATEMENTS

(Rs. in Lakhs)

Financial assets and liabilities measured at amortised cost for which fair values are disclosed as at March 31, 2021	Notes	Level 1	Level 2	Level 3	Total
Financial assets					
Equity Instruments	6A,6B			563.53	563.53
Debtentures	6A,6B			129.96	129.96
Trade receivables	11			1,343.91	1,343.91
Cash and cash equivalents	12			425.15	425.15
Bank balances other than cash and cash equivalents	13			61.70	61.70
Loans	7A,7B			14.20	14.20
Other financial assets	8A,8B			74.24	74.24
Total financial assets		-	-	2612.69	2612.69
Financial liabilities					
Borrowings	16A, 16B			665.07	665.07
Lease Liabilities	17A, 17B			-	-
Trade payables	22			431.57	431.57
Other financial liabilities	18A,18B			107.78	107.78
Total financial liabilities		-	-	1,204.42	1,204.42

Level 1: Level 1 hierarchy includes financial instruments measured using quoted prices. This includes listed equity instruments that have quoted price. The fair value of all equity instruments which are traded in the stock exchanges is valued using the closing price as at the reporting period.

Level 2: The fair value of financial instruments that are not traded in an active market is determined using valuation techniques which maximize the use of observable market data and rely as little as possible on entity specific estimates. The Company has mutual funds for which all significant inputs required to fair value an instrument falls under level 2.

Level 3: If one or more of the significant inputs is not based on observable market data, the instrument is included in level 3. This is the case for unlisted equity securities and unlisted preference shares are included in level 3.

There are no transfers between levels 1, 2 and 3 during the year.

(ii) Valuation technique used to determine fair value

Specific valuation techniques used to value financial instruments include:

Investments in quoted equity instruments are valued using the closing price at Bombay Stock Exchange (BSE) at the reporting period.

The fair value of forward foreign exchange contracts is determined using forward exchange rates as at the balance sheet date, prevailing with authorised dealers dealing in foreign exchange.

The use of Net Assets Value ('NAV) for valuation of mutual fund investment. NAV represents the price at which the issuer will issue further units and will redeem such units of mutual fund to and from the investors.

The fair value of the debentures is determined based on present values and the discount rates used were adjusted for counterparty risk and country risk.

NOTES FORMING PART OF THE STANDALONE FINANCIAL STATEMENTS

(iii) Fair value of financial assets and liabilities measured at amortised cost

(Rs. in Lakhs)

Particulars	As at March 31, 2022		As at March 31, 2021	
	Carrying Amount	Fair Value	Carrying Amount	Fair Value
Financial assets				
Equity Investment	563.53	563.53	563.53	563.53
Debentures	129.96	129.96	129.96	129.96
Trade receivables	1,569.15	1,569.15	1,343.91	1,343.91
Cash and cash equivalents	565.65	565.65	425.15	425.15
Bank balances other than cash and cash equivalents	68.38	68.38	61.70	61.70
Loans	17.06	17.06	14.20	14.20
Other financial assets	57.23	57.23	74.24	74.24
Total financial assets	2,970.96	2,970.96	2,612.69	2,612.69
Financial liabilities				
Borrowings	182.93	182.93	605.43	605.43
Lease Liabilities	183.79	183.79	-	-
Trade payables	513.43	513.43	431.57	431.57
Other financial liabilities	115.37	115.37	107.78	107.78
Total financial liabilities	995.52	995.52	1,204.42	1,204.42

- a) The carrying amounts of trade receivables, trade payables, cash and cash equivalents, bank balances other than cash and cash equivalents, borrowings and other financial liabilities are considered to be the same as their fair values, due to their short term nature.
- b) The fair values and carrying value for equity investments, security deposits, loans, other financial assets and other financial liabilities are materially the same.

NOTE 47A: Financial risk management

The Company's activities expose it to market risk, liquidity risk and credit risk. In order to minimize any adverse effects on the financial performance of the company, derivative financial instruments, such as foreign exchange forward contracts are entered to hedge certain foreign currency risk exposures. Derivatives are used exclusively for hedging purposes and not as trading or speculative instruments.

This note explains the sources of risk which the entity is exposed to and how the entity manages the risk and the impact of hedge accounting in the financial statements.

The company has a robust risk management framework comprising risk governance structure and defend risk management processes. The risk governance structure of the company is a formal organization structure with defend roles and responsibilities for risk management.

Risk	Exposure arising from	Measurement	Management
Credit risk	Cash and cash equivalents, trade receivables, loans & other financial assets measured at amortised cost.	Ageing analysis	Diversification of bank deposits, credit limits and letters of credit in select cases.
Liquidity risk	Other financial liabilities	Sensitivity analysis	Availability of committed credit lines and borrowing facilities
Market risk foreign currency risk	Recognized financial assets and liabilities not denominated in Indian rupee.	Sensitivity analysis	Forward foreign exchange contracts
Market risk security prices	Investments in equity shares, debentures & mutual funds.	Sensitivity analysis	Portfolio diversification



NOTES FORMING PART OF THE STANDALONE FINANCIAL STATEMENTS

The Company risk management is carried out by a central treasury department under the guidance from the board of directors. Company's treasury identifies, evaluates and hedges financial risks in close coordination with the company's operating units. The board provides written principles for overall risk management, as well as policies covering specific areas, such as foreign exchange risk, interest rate risk, credit risk, use of derivative financial instruments and non-derivative financial instruments, and investment of excess liquidity. There is no change in objectives and process for managing the risk and methods used to measure the risk as compared to previous year.

1) Credit Risk :

Credit risk is the risk that the counterparty will not meet its obligation under a financial instrument or customer contract, leading to financial loss. The Credit risk mainly arises receivables from customers, cash and cash equivalents, loans and deposits with banks, financial institutions & others.

a) Trade receivables

The maximum exposure to the credit risk at the reporting date is primarily from trade receivables amounting to Rs. 1,569.15 Lakhs as at March 31, 2022 (March 31, 2021- Rs. 1,343.91 Lakhs) and from loans amounting Rs. 17.06 Lakhs (March 31, 2021- Rs. 14.20 Lakhs) Trade receivables are typically unsecured and are derived from revenue earned from customers located in India as well as outside India.

The Company establishes an allowance for doubtful debts and impairment that represents its estimate of incurred losses in respect of trade receivables.

The Company's exposure to credit risk is influenced mainly by the individual characteristics of each customer. The demographics of the customer, including the default risk of the industry, the country and the state in which the customer operates, also has an influence on credit risk assessment.

Credit risk is managed through credit approvals, establishing credit limits and continuously monitoring the credit worthiness of customers to which the Company grants credit terms in the normal course of business.

The management continuously monitors the credit exposure towards the customers outstanding at the end of each reporting period to determine incurred and expected credit losses. Historical trends of impairment of trade receivables do not reflect any significant credit losses. Given that the macroeconomic indicators affecting customers of the Company have not undergone any substantial change, the Company expects the historical trend of minimal credit losses to continue.

The movement in the allowance for impairment in respect of trade receivables during the year was as follow:

Movement in expected credit loss allowance on trade receivables

(Rs.in Lakhs)

	As at March 31,2022	As at March 31, 2021
Opening provision	43.72	7.11
Add: Additional provision made	0.63	39.34
Less: Provision write off	--	---
Less: Provision reversed	(4.45)	(2.73)
Closing provision	39.90	43.72

The average credit period on sales of products is less than 90 days. Credit risk arising from trade receivables is managed in accordance with the Company's established policy, procedures and control relating to customer credit risk management. Credit quality of a customer is assessed based on a detailed study of credit worthiness and accordingly individual credit limits are defined/modified. For trade receivables, as a practical expedient, the Company computes credit loss allowance based on a provision table as above.

b) Cash and cash equivalents:

As at the year end, the Company held cash and cash equivalents of Rs. 565.65 Lakhs (March 31, 2021: Rs. 425.15 Lakhs). The cash and cash equivalents are held with bank and financial institution counterparties with good credit rating.

NOTES FORMING PART OF THE STANDALONE FINANCIAL STATEMENTS

c) **Other Bank Balances:**

Other bank balances are held with bank and financial institution counterparties with good credit rating.

d) **Loans :** The maximum exposure from loans is from loans due to employees and the repayments are regular and neither past due nor impaired.

e) **Other financial assets:**

Other financial assets includes security deposits which are neither past due nor impaired.

2) **Liquidity Risk :**

Liquidity risk is the risk that the Company will not be able to meet its financial obligations as they become due. Prudent liquidity risk management implies maintaining sufficient cash and marketable securities and the availability of funding through an adequate amount of committed credit facilities to meet obligations when due and to close out market positions. Due to the dynamic nature of the underlying businesses.

Company treasury maintains flexibility in funding by maintaining availability under committed credit lines. Management monitors rolling forecasts of the Company's liquidity position (comprising the undrawn borrowing facilities below) and cash and cash equivalents on the basis of expected cash flows.

(i) **Financing arrangements**

The Company had access to the following undrawn borrowing facilities at the end of the reporting period:

(Rs. in Lakhs)

Particulars	As at	As at
	March 31, 2022	March 31, 2021
Expiring within one year (bank overdraft and other facilities)	915.57	992.52

(ii) **Maturity pattern of financial liabilities**

(Rs.in Lakhs)

As at March 31, 2022	Not Due	0-6 months	6 – 12 Months	More than 12 months
Borrowings	----	28.79	28.60	125.54
Lease liabilities	----	51.82	65.10	66.87
Trade Payable	----	513.43	----	----
Other financial liabilities	----	267.29	4.43	----

As at March 31, 2021	Not Due	0-6 months	6 – 12 Months	More than 12 months
Borrowings	----	546.04	25.83	93.20
Lease liabilities	----	----	----	----
Trade Payable	----	431.57	----	----
Other financial liabilities	----	122.91	3.91	148.26

3) **Market Risk :**

Market risk is the risk that the fair value of future cash flows of a financial instrument will fluctuate because of changes in market prices. Market risk comprises three types of risks namely interest rate risk, currency risk and other price risk, such as commodity risk. The Company is not exposed to interest rate risk whereas the exposure to currency risk and other price risk is given below:



NOTES FORMING PART OF THE STANDALONE FINANCIAL STATEMENTS

A) Market Risk- Foreign currency risk.

The Company operates internationally and portion of the business is transacted in several currencies and consequently the Company is exposed to foreign exchange risk through its sales in overseas and purchases from overseas suppliers in various foreign currencies. Foreign currency exchange rate exposure is partly balanced by maintaining an EEFC bank account and purchasing of goods, commodities and services in the respective currencies. The Company also uses foreign currency forward contracts to hedge its risks associated with foreign currency fluctuations relating to certain firm commitments, highly probable forecast transactions and foreign currency required at the settlement date of certain receivables/payables. The use of foreign currency forward contracts is governed by the Company's strategy approved by the board of directors, which provide principles on the use of such forward contracts consistent with the Company's risk management policy and procedures.

Derivatives instruments and unhedged foreign currency exposure

(a) Derivative outstanding as at the reporting date

(Rs. In Lakhs)

Particulars/ Currency	As at March 31, 2022		As at March 31, 2021	
	Amount in Foreign Currency in Lakhs	In Lakhs Rs.	Amount in Foreign Currency in Lakhs	In Lakhs Rs.
Forward contract to sell - USD	7.44	569.89	2.70	199.40

Derivative financial instruments such as foreign exchange forward contracts are used for hedging purposes and not as trading or speculative instruments.

(b) Particulars of unhedged foreign currency exposures as at the reporting date

The Company's exposure to foreign currency risk at the end of the reporting period expressed in equivalent in INR Rupees is as follows:

(Rs. In Lakhs)

Particulars	As at March 31, 2022		As at March 31, 2021	
	USD	Others	USD	Others
Financial assets				
Investment in equity shares	563.53		563.53	
Trade receivables	643.12		199.74	
Other financial assets				
Loans	--		--	
Cash and Cash equivalents	10.62		62.84	
Net exposure to foreign currency risk (assets)	1,217.27		826.11	
Financial liabilities				
Trade payables	6.97		--	
Net exposure to foreign currency risk (liabilities)	6.97		--	
Less: Forward contracts (-INR)	569.89		199.40	
Net unhedged foreign currency exposure	640.41	-	626.71	-

The company mainly exposed to. The below table demonstrates the sensitivity to 1% increase or decrease in against INR with all other variables held constant. The sensitivity analysis is prepared on the unhedged exposure of the company as at the reporting date.

NOTES FORMING PART OF THE STANDALONE FINANCIAL STATEMENTS

(Rs. in Lakhs)

	Effect on Profit after Tax	
	For year ended March 31, 2022	
	1% increase	1% decrease
Increase / (decrease) in profit or loss	6.40	(6.40)

B) Market Risk- Price risk.

(a) Exposure

The company is mainly exposed to the price risk due to its investment in mutual funds and investment in equity instruments held by the company and classified in the balance sheet as fair value through profit or loss. The investment in mutual funds are mix of equity and debt based mutual funds. The price risk arises due to uncertainties about the future market values of these investments. To manage its price risk arising from investments in equity securities and mutual funds, the company diversifies its portfolio.

(b) Sensitivity

The table below summarizes the impact of increases/decreases of the BSE index on the Company's equity and Gain/Loss for the period. The analysis is based on the assumption that the index has increased by 5% or decreased by 5% with all other variables held constant, and that all the company's equity instruments / mutual funds moved in line with the index.

(Rs.in Lakhs)

	Impact on other Component of Equity / Mutual funds	
	For year ended	
	March 31, 2022	March 31, 2021
BSE Sensex 30 Increase 5%	114.32	128.77
BSE Sensex 30 Decrease 5%	(114.32)	(128.77)

NOTE 47B: Capital management

(a) Risk Management

The company's objectives when managing capital are to safeguard the company's ability to continue as a going concern in order to provide returns for shareholders and benefits for other stakeholders and to maintain an optimal capital structure to reduce the cost of capital. In order to maintain or adjust the capital structure, the company may adjust the amount of dividends paid to shareholders, return capital to shareholders, issue new shares or sell assets to reduce debt.

The Company monitors capital on the basis of the following gearing ratio:

(Rs. in Lakhs)

Particulars	As at March 31, 2022	As at March 31, 2021
Net debt (total borrowings net of cash and cash equivalents, other bank balances and current investments)	-	178.22
Total equity	6,975.83	6,622.21
Net debt equity ratio	-	0.03

(b) Dividends

	As at March 31, 2022	As at March 31, 2021
i) Equity Share		
Final dividend	132.19	66.10
Dividend distribution tax on above dividend	----	----
Interim dividend	462.67	66.10
Dividend distribution tax on above dividend	----	----
ii) Dividend not recognized at the end of the reporting period		
Proposed dividend	99.14	132.19
Dividend distribution tax on proposed dividend	----	----

NOTE 48: Movement in deferred tax Liability / (Assets).

(Rs.in Lakhs)

Particulars	Depreciation	Expenses Disallowed u/s 43B	FVTPL	FVOCI	Unabsorbed c/f losses	Total
At April 1, 2020	51.27	(32.60)	21.72	2.87	(49.77)	(6.50)
(charged)/credited:						-
- to profit or loss	(5.17)	(35.46)	35.55	-	49.77	44.69
- to other comprehensive income				(0.20)		(0.20)
At March 31, 2020	46.10	(68.06)	57.27	2.67	-	37.98
(charged)/credited:						-
- to profit or loss	40.18	27.17	14.59	-	-	81.94
- to other comprehensive income				(1.33)		(1.33)
At March 31, 2021	86.28	(40.89)	71.86	1.34	-	118.59

Additional Regulatory information.**NOTE 49 :**

The disclosure requirements about any transactions not recorded in the books of accounts that has been surrendered or disclosed as income during the year in the tax assessments under the Income Tax Act 1961 (such as search or surveyor any other relevant provision of Income Tax Act 1961) is not applicable to the company.

NOTE 50 :

The company has not traded or invested in crypto currency or virtual currency during the financial year.

NOTE 51 :

There are no proceedings which are initiated or pending against the Company for holding any Benami property under the Benami transactions (Prohibition) Act 1988 & rules made thereunder.

NOTE 52 :

The Company does not have any transactions with companies struck off under section 248 of the Companies Act, 2013 or section 560 of the Companies Act, 1956.

NOTE 53 :

Statement of Ratio analysis.

Sr no.	Ratio	Numerator	Denominator	2021-22 Ratio	2020-21 Ratio	Reason for Variance Change in Ratio > 25 %
1	Current Ratio	Current Assets	Current Liabilities	3.67	2.95	N.A
2	Debt-Equity Ratio	Total Debts	Shareholder's Equity	0.05	0.10	Debt repaid by company & hence change in the Ratio.
3	Debt-Service Coverage Ratio	Earnings available for debt service	Debt Service	6.62	3.17	Profitability has increased improving the Ratio.
4	Return on Equity Ratio	Profit after tax	Average Shareholders' Equity	0.14	0.06	Profitability has increased improving the Ratio.
5	Inventory Turnover Ratio	Net Sales	Average Inventory	7.05	5.31	Increase in sales has improved the Ratio.
6	Trade Receivable Turnover Ratio	Net Sales	Average Debtors	5.83	5.62	N.A
7	Trade Payable Turnover Ratio	Net Purchase	Average Creditors	9.14	8.81	N.A
8	Net Capital Turnover Ratio	Net Sales	Working Capital	2.71	2.33	N.A
9	Net Profit Ratio	Net Profit after Tax	Net Sales	0.11	0.06	Profitability has increased improving the Ratio.
10	Return on Capital Employed	Earnings before interest and tax	Capital Employed	0.19	0.07	Profitability has increased improving the Ratio.
11	Return on Investment	Investment Income	Average value of Investment	0.05	0.08	Return on Investment has decreased due to financial markets slowdown.

NOTE 54 :

The third wave of COVID-19 seems to have had minimal effect on businesses in India. Various measures taken by the Government have resulted in containment of virus. However Government restrictions continue to have impact on certain businesses. The Company's financial stability in such testing times is intact and financial controls are well in place. Company has considered adequately while making doubtful provisions as on 31.03.2022 if any. However the impact assessment of COVID-19 is a continuing process given the uncertainties associated with its nature and duration. The impact of COVID-19 may be different from that estimated as at the date of approval of these financial results and the Board will continue to closely monitor the developments.

NOTE 55: Figures of Previous are regrouped and reclassified wherever necessary.

" AS PER OUR REPORT OF EVEN DATE "

SANJAY RAJA JAIN & CO.
CHARTERED ACCOUNTANTS
 FRN 120132W

Sd/-

SURJEET JAIN
 PARTNER
 M.NO.129531
 UDIN - 22129531AJZLNF2446

FOR AND ON BEHALF OF THE BOARD

Sd/-

ASHOK B. HARJANI
 CHAIRMAN & MANAGING DIRECTOR
 DIN - 00725890

Sd/-

GAURISH TAWTE
 COMPANY SECRETARY

Sd/-

NISHA P. HARJANI
 DIRECTOR & CFO
 DIN - 00736566

PLACE: MUMBAI
DATED: 21st May, 2022

CONSOLIDATED FINANCIAL HIGHLIGHTS

(Rs. In Lakhs)

Particulars	2021-22	2020-21	2019-20	2018-19	2017-18	2016-17	2015-16
Sales	12,822.69	9,954.46	7,632.16	7,008.69	7,839.44	7,433.71	7,352.70
Total Income	13,190.86	10,269.05	8,029.27	7,212.41	8,136.64	7,750.50	7,614.82
Operating Profit	2,993.73	2,540.86	1,217.66	802.48	1,092.07	2,027.99	2,271.24
Interest	196.14	166.54	222.78	150.18	100.36	149.88	103.29
Depreciation	473.60	457.70	461.72	271.84	273.90	295.23	220.60
Profit Before Tax	2,323.99	1,916.62	533.16	380.47	717.81	1,582.88	1,947.35
Provision for Taxation	489.06	164.64	15.14	19.16	234.49	539.53	727.40
Profit After Tax	1,834.93	1,751.98	518.02	361.31	483.32	1,043.35	1,219.95
Provision for Deferred Tax	76.40	44.69	(71.13)	(54.78)	(57.56)	44.91	(42.28)
Provision for Fringe Benefit Tax	-	-	-	-	-	-	-
EXTRA ORDINARY ITEM	(17.32)	134.94	22.25	106.56	-	-	-
Net Profit (+) /Loss (-)	1,775.85	1,572.35	566.90	309.53	540.88	998.44	1,262.23
Minority Interest	120.51	181.54	108.00	48.82	14.41	(25.68)	(0.21)
Net Profit after Minority Interest	1,655.34	1,390.81	458.90	260.71	526.47	1,024.12	1,262.44
Other Comprehensive Income (OCI)	12.49	(0.52)	(87.56)	79.17	1.65	(3.23)	-
Total Comprehensive Income *	1,667.83	1,390.29	371.34	339.88	528.12	1,020.89	-
Equity Dividend %	170	80	20	20	30	30	30
Dividend Payout	561.82	264.40	66.10	66.10	99.14	99.14	99.14
Paid up Share Capital	330.48	330.48	330.48	330.48	330.48	330.48	330.48
Reserve & Surplus	9,353.65	8,150.50	6,894.44	6,531.88	6,161.70	5,753.76	4,872.12
Minority Interest	542.99	422.49	240.95	132.94	84.13	69.71	67.08
Deferred Tax Liability	118.59	37.99	(6.50)	98.37	121.65	178.33	135.13
Net Worth	10,345.71	8,941.46	7,459.37	7,093.67	6,697.96	6,332.28	5,404.81
Gross Fixed Assets	5,462.59	4,895.11	4,921.67	3,769.07	3,643.95	3,381.13	2,909.37
Net Fixed Assets	2,350.25	2,203.83	2,413.20	1,666.06	1,697.43	1,659.08	1,395.81
E.P.S.- Rs.	50.09	42.08	11.24	10.28	15.98	30.89	37.90
Book Value - Rs.	293.03	256.62	218.62	207.65	196.45	184.10	157.42
Debt : Equity Ratio	-	-	-	0.06:1	0.05:1	0.15:1	0.07:1
Number of Investors	2,235	2,121.00	2,358	2,635	2,985	3,259	2,739
Number of Employees	216	199	176	170	182	174	163

The Company Shares are listed in Bombay Stock Exchange, The requisite listing fees have been paid.

* The above figures are Ind AS figures

STANDALONE FINANCIAL HIGHLIGHTS

(Rs. In Lakhs)

	2021-22*	2020-21*	2019-20*	2018-19*	2017-18*	2016-17*	2015-16*	2014-15	2013-14	2012-13
Sales	8,640.22	6,201.59	4,542.36	5,036.33	6,195.90	6,985.51	7,392.87	7,227.69	6,604.38	5,285.39
Total Income	8,922.66	6,496.97	4,970.31	5,323.39	6,567.42	7,334.43	7,652.02	7,406.48	6,717.44	5,349.25
Operating Profit	1,594.93	900.64	109.27	338.24	957.61	2,118.85	2,274.62	2,203.68	1,486.01	938.15
Interest	76.98	80.85	121.29	79.62	83.42	122.14	103.09	108.95	109.03	95.17
Depreciation	198.62	204.05	212.92	171.81	191.44	235.19	220.60	236.80	128.32	107.58
Profit Before Tax	1,319.33	615.74	(224.94)	86.81	682.75	1,761.52	1,950.93	1,857.93	1,248.66	735.40
Provision for Taxation	324.26	76.65	(2.67)	19.16	234.49	539.54	727.39	677.00	450.57	249.85
Profit After Tax	995.07	539.09	(222.27)	67.65	448.26	1,221.98	1,223.54	1,180.93	798.09	485.55
Provision for Deferred Tax	76.40	44.69	(71.13)	(54.78)	(57.56)	44.91	(42.28)	(24.57)	(14.24)	(31.22)
Provision for Fringe Benefit Tax	-	-	-	-	-	-	-	-	-	-
EXTRA ORDINARY ITEM	(17.32)	134.94	22.25	106.56	-	-	-	-	-	-
Net Profit (+) /Loss (-)	935.99	359.46	(173.40)	15.87	505.82	1,177.07	1,265.82	1,205.50	812.33	516.77
Other Comprehensive Income (OCI)	12.50	(0.52)	(87.56)	79.17	1.65	(3.23)	-	-	-	-
Total Comprehensive Income	948.49	358.94	(260.96)	95.04	507.47	1,173.84	-	-	-	-
Equity Dividend %	170	80	20	20	30	30	30	27	20	18
Dividend Payout	561.82	264.40	66.10	66.10	99.14	99.14	99.14	88.05	65.22	56.00
Paid up Share Capital	330.48	330.48	330.48	330.48	330.48	330.48	330.48	331.36	331.36	316.36
Reserve & Surplus	6,645.35	6,291.73	6,064.98	6,405.62	6,310.78	5,922.64	4,868.13	3,589.20	2,547.01	1,773.46
Deferred Tax Liability	118.59	37.99	(6.50)	98.37	121.65	178.33	135.13	130.02	184.28	198.52
Net Worth	7,094.42	6,660.20	6,388.96	6,834.47	6,762.91	6,431.45	5,333.74	4,050.58	3,062.65	2,288.34
Gross Fixed Assets	3,362.56	2,901.67	3,014.70	2,930.78	2,942.94	2,784.74	2,484.11	2,338.09	2,338.09	2,306.86
Net Fixed Assets	1,286.31	989.98	1,000.86	1,073.61	1,143.07	1,125.73	970.56	1,009.95	1,268.81	1,322.46
E.P.S.- Rs.	28.32	10.88	(7.90)	2.88	15.36	35.52	38.00	36.14	25.24	16.79
Book Value - Rs.	211.08	200.38	193.52	203.83	200.96	189.21	155.82	121.41	91.80	71.82
Debt : Equity Ratio	-	0.03:1	-	0.05:1	0.03:1	0.13:1	0.07:1	0.06:1	0.15:1	0.26:1
Number of Investors	2,235	2,121	2,358	2,635	2,985	3,259	2,739	1,606	1,351	1,292
Number of Employees	216	199	176	170	182	174	163	167	183	169

The Company Shares are listed in Bombay Stock Exchange, The requisite listing fees have been paid.

* The above figures are Ind AS figures and are not comparable with earlier years figures

If undelivered please return to:

PREMCO GLOBAL LTD

Urmi Estate, Tower A, 11th Floor,
95 Ganpatrao Kadam Marg, Lower Parel (West),
Mumbai-400 013, India.